

[54] COMBINED BOTTLE AND CAP

- [75] Inventor: Janis Goberman, New York, N.Y.
- [73] Assignee: Tsumura International Inc.
- [**] Term: 14 Years
- [21] Appl. No.: 392,398
- [22] Filed: Aug. 11, 1989
- [52] U.S. Cl. D9/370; D9/302;
D9/378; D9/411
- [58] Field of Search D9/302, 370, 371, 378,
D9/380, 415, 396, 411, 443; 206/277, 806;
215/1 R, 1 C, 100 A

[56] References Cited

U.S. PATENT DOCUMENTS

D. 100,231	6/1936	Steuernagle	D9/411 X
D. 178,876	10/1956	Glaberson	D9/411
D. 200,817	4/1965	Woodard	D9/302
D. 222,126	10/1971	Sheehan	D9/302
D. 242,772	12/1976	Marlow	D9/370
D. 246,228	11/1977	Hoy	D9/302
D. 271,746	12/1983	Pieri	D9/337
D. 278,120	3/1985	Grant et al.	D9/302
D. 279,256	6/1985	Lang	D9/371 X

FOREIGN PATENT DOCUMENTS

966253	8/1964	United Kingdom	206/806
2210015	6/1989	United Kingdom	206/277

Primary Examiner—Bernard Ansher
Assistant Examiner—Lucy Lieberman
Attorney, Agent, or Firm—Merchant, Gould, Smith,
Edell, Welter & Schmidt

[57] CLAIM

The ornamental design for a combined bottle and cap, as shown and described.

DESCRIPTION

FIG. 1 is a perspective view of a combined bottle and cap showing my new design in an inverted position; FIG. 2 is a top plan view shown on an enlarged scale; FIG. 3 is a bottom plan view thereof; FIG. 4 is a front elevation thereof, the rear elevation is the same; and FIG. 5 is a side elevation thereof, the opposite side is the same. The broken line showing of a shower head in FIG. 1 is for the purpose of illustrating the environment of use and forms no part of the claimed design.




FIG. 1

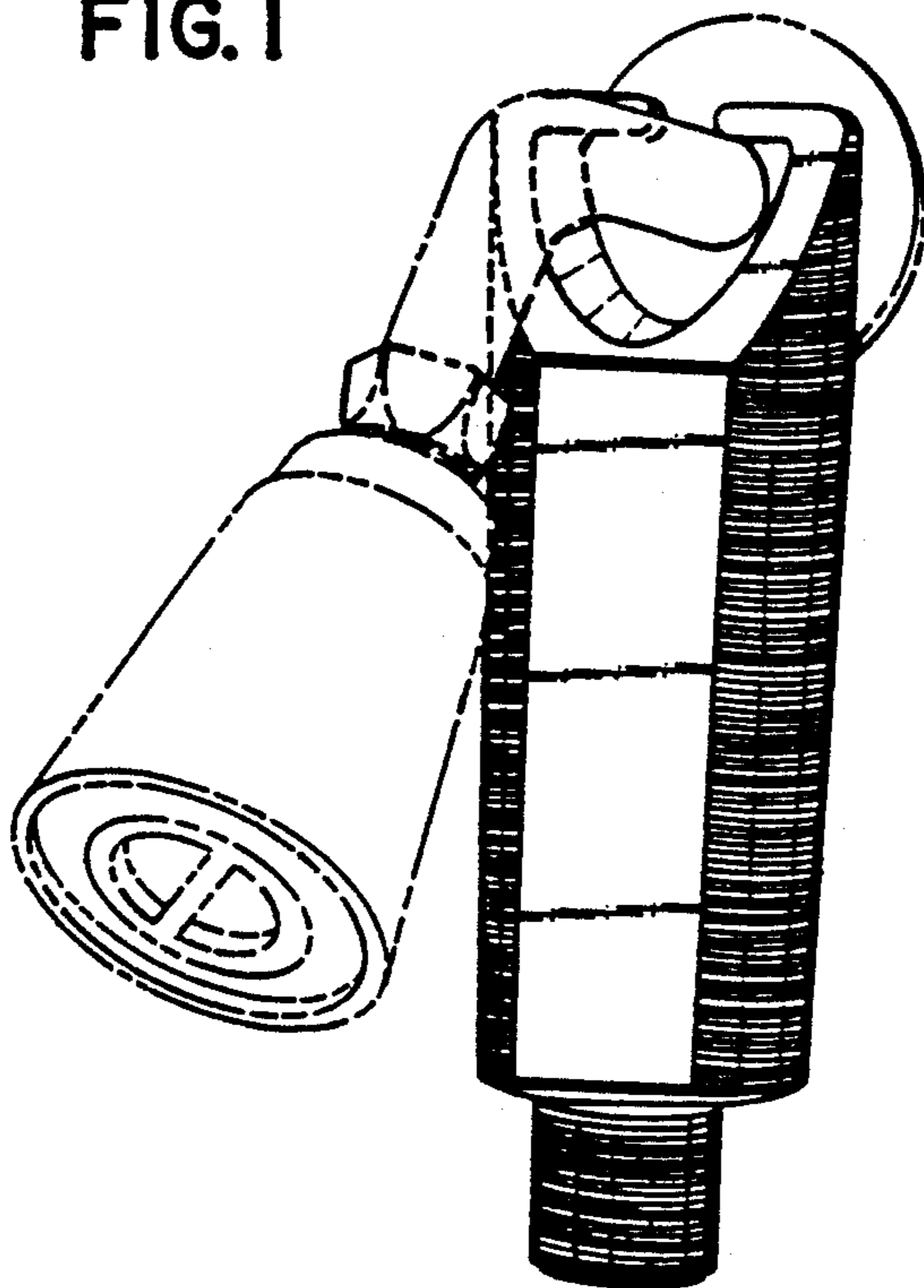


FIG. 2

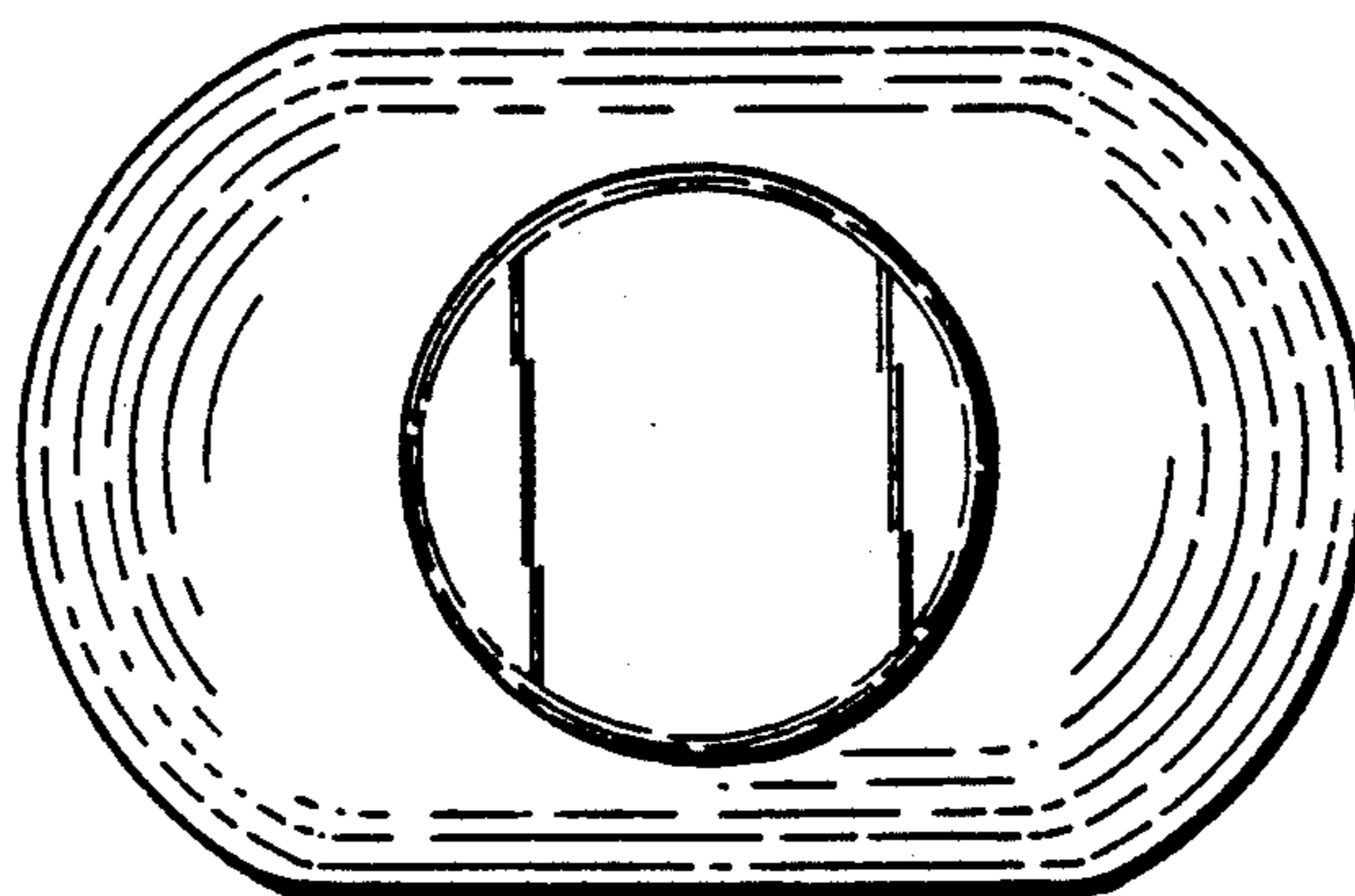


FIG. 3

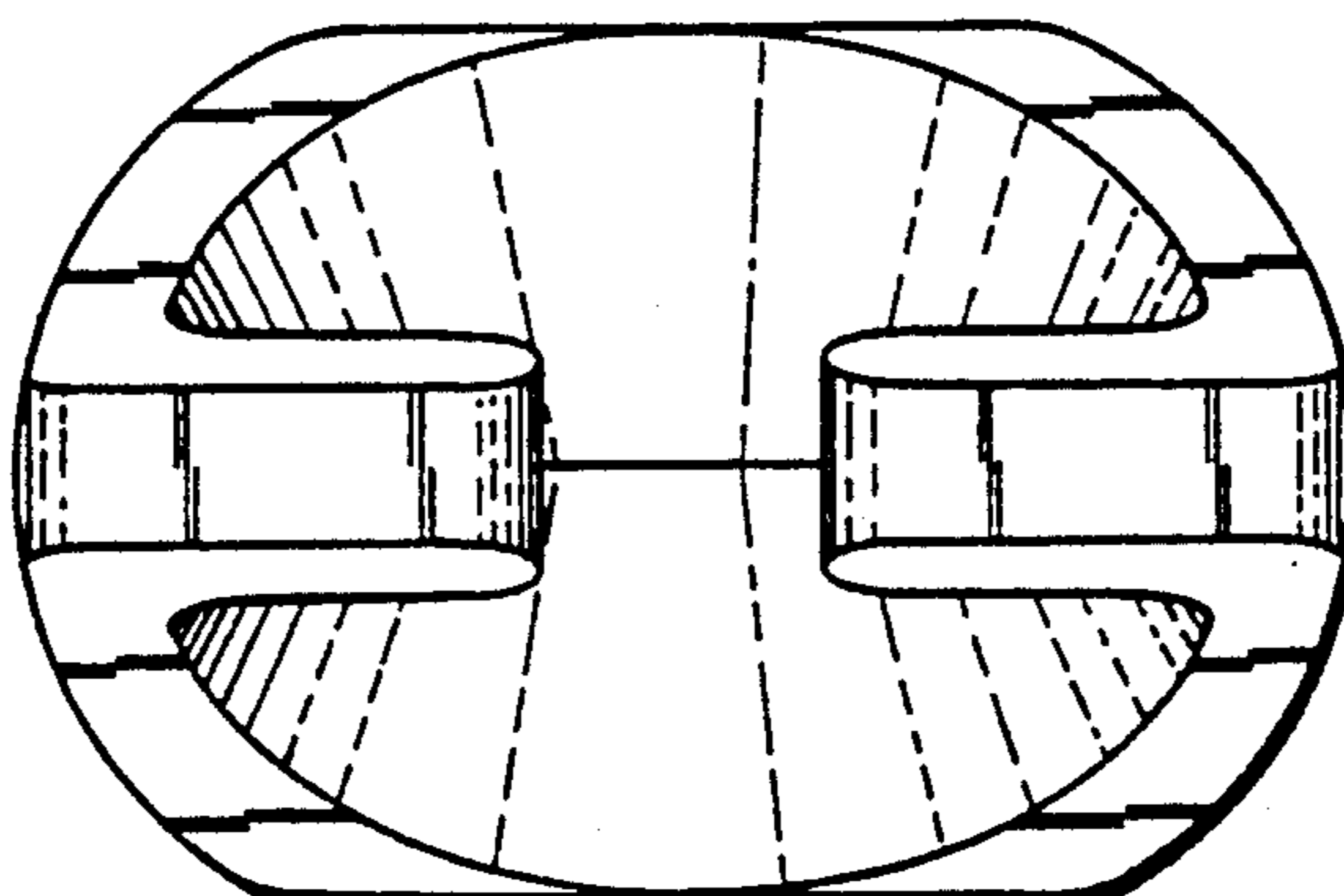


FIG. 4




FIG. 5

