

United States Patent [19]

Dombroski

[11] Patent Number: Des. 321,127

[45] Date of Patent: ** Oct. 29, 1991

[54] **COMBINED COLLAPSIBLE TUBE AND CAP THEREFOR**

[75] Inventor: Edward Dombroski, Neptune, N.J.

[73] Assignee: Peerless Tube Company, Bloomfield, N.J.

[**] Term: 14 Years

[21] Appl. No.: 461,796

[22] Filed: Jan. 8, 1990

Related U.S. Application Data

[63] Continuation-in-part of Ser. No. 870,334, Jun. 3, 1986, Pat. No. D. 316,221.

[52] U.S. Cl. D9/302

[58] Field of Search D9/302, 337, 338, 447, D9/442; 222/92, 107, 490, 541; 206/229

[56] References Cited

U.S. PATENT DOCUMENTS

D. 246,228 11/1977 Hoy D9/302
D. 253,631 12/1979 Cuddy D9/302
D. 262,094 12/1981 Tiboldo D9/302
1,517,914 12/1924 MacDonald 222/92 X
3,100,592 8/1963 Orr 222/541 X

3,259,935 7/1966 Miller 222/551 X

FOREIGN PATENT DOCUMENTS

454690 of 1950 Italy 222/92

OTHER PUBLICATIONS

Beauty Fashion; 10/1985; p. 161: upper left Lancôme Tubes.

Primary Examiner—Bernard Ansher


Assistant Examiner—C. Tuttle

[57] CLAIM

The ornamental design for a combined collapsible tube and cap therefore, as shown and described.

DESCRIPTION

FIG. 1 is a top perspective view of a combined collapsible tube and cap therefor showing my new design; FIG. 2 is a top plan view thereof, the side opposite being a mirror image of the side shown; FIG. 3 is a left side elevational view thereof, the side opposite being a mirror image of the side shown; FIG. 4 is a front end elevational view thereof; FIG. 5 is a rear end elevational view thereof; and FIG. 6 is an exploded top perspective view thereof, the side opposite being a mirror image of the side shown.



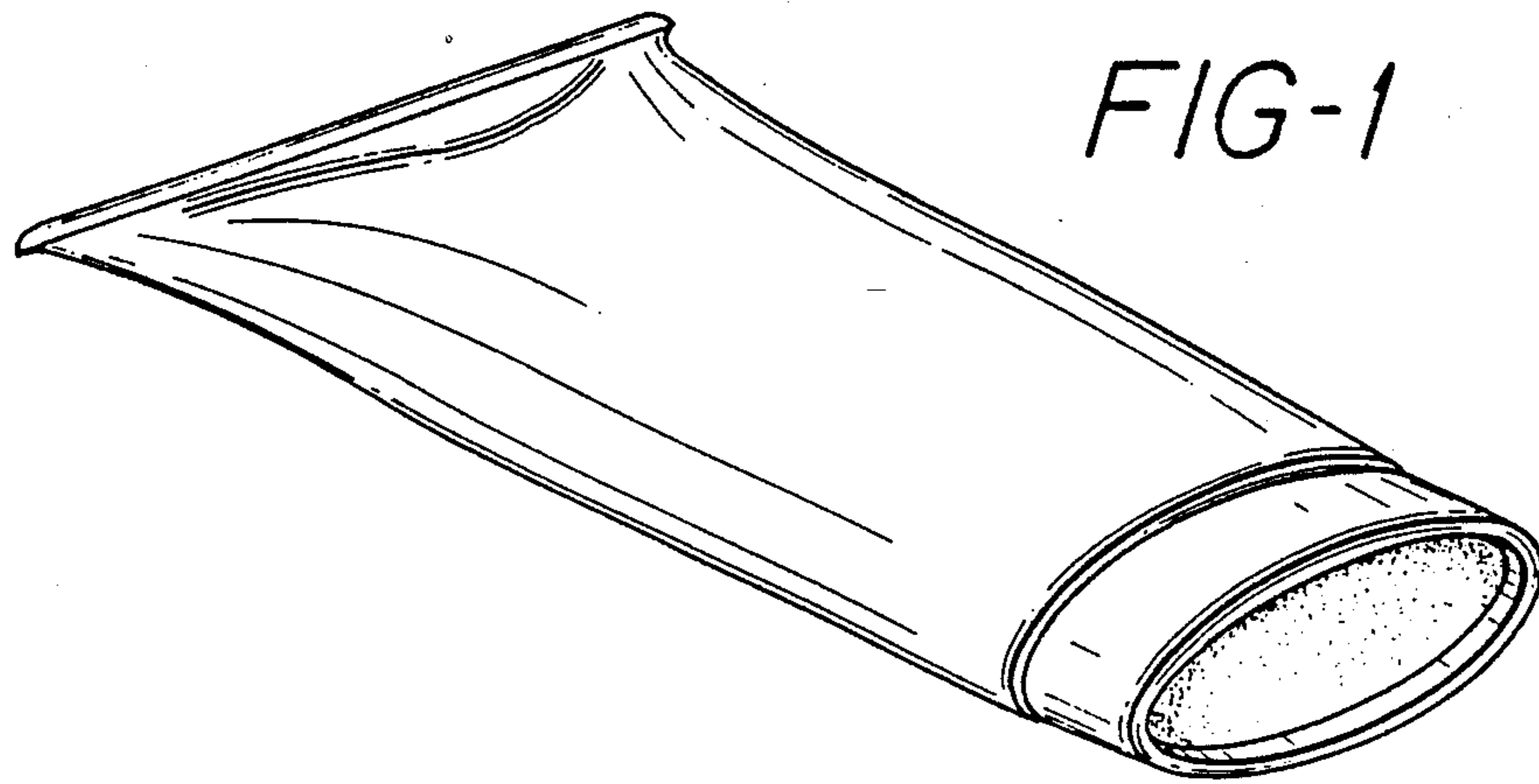


FIG-2

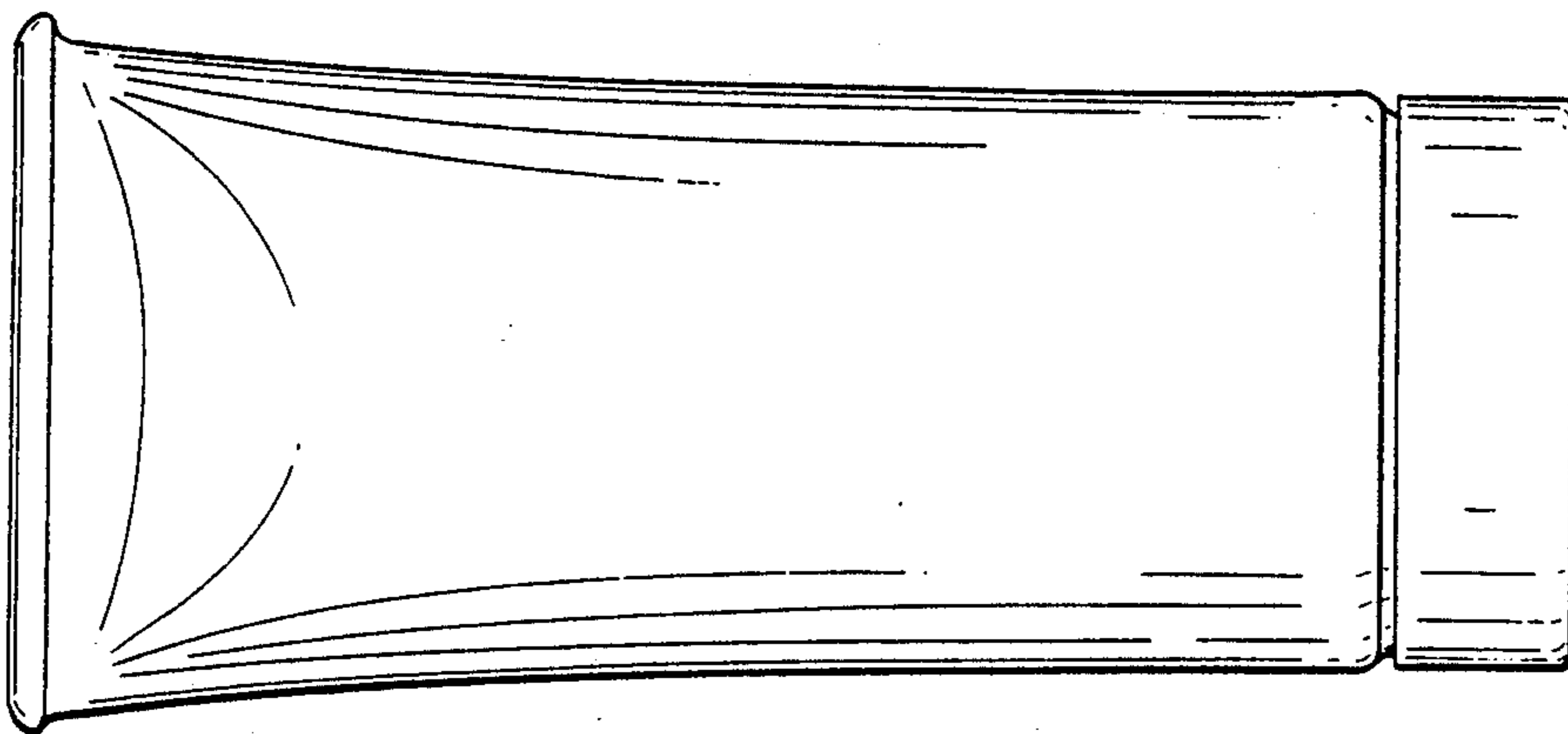


FIG-3

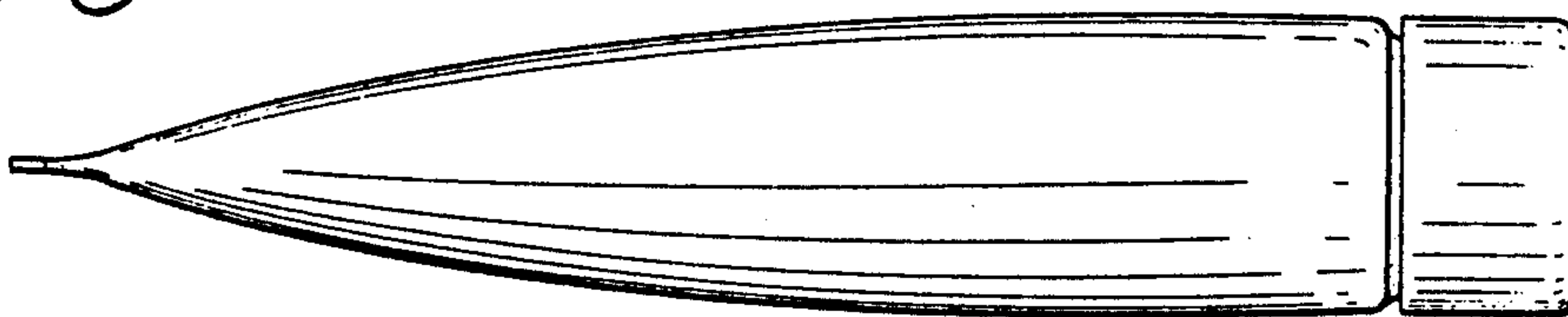


FIG-4



FIG-5

