

[54] ROLLER HOUSING FOR A GLIDING WINDOW SASH

[75] Inventors: Dennis Westphal, Galva; Jonathan Piles, McPherson, both of Kans.

[73] Assignee: CertainTeed Corporation, Valley Forge, Pa.

[\*\*] Term: 14 Years

[21] Appl. No.: 266,988

[22] Filed: Nov. 4, 1988

[52] U.S. Cl. .... D8/380

[58] Field of Search ..... D8/400, 373; 49/425; 16/97, 99, 100

[56] References Cited

U.S. PATENT DOCUMENTS

D. 228,171	8/1973	Northrup	.....	D8/400
D. 228,375	9/1973	Northrup	.....	D8/400
3,670,357	6/1972	Steigerwald	.....	16/100 X
3,698,036	10/1972	Goodman	.....	16/100
3,978,617	9/1976	Eventoff	.....	

4,006,513	2/1977	Offterdinger	.....	16/99
4,089,135	5/1978	Beny	.....	49/425 X
4,126,912	11/1978	Johnson	.....	16/99 X
4,166,494	9/1979	Utting	.....	16/47 X
4,262,451	4/1981	Dallaire	.....	49/425
4,633,615	1/1987	Moose	.....	16/100 X
4,633,616	1/1987	Giguere	.....	
4,850,078	7/1989	Libby et al.	.....	16/100

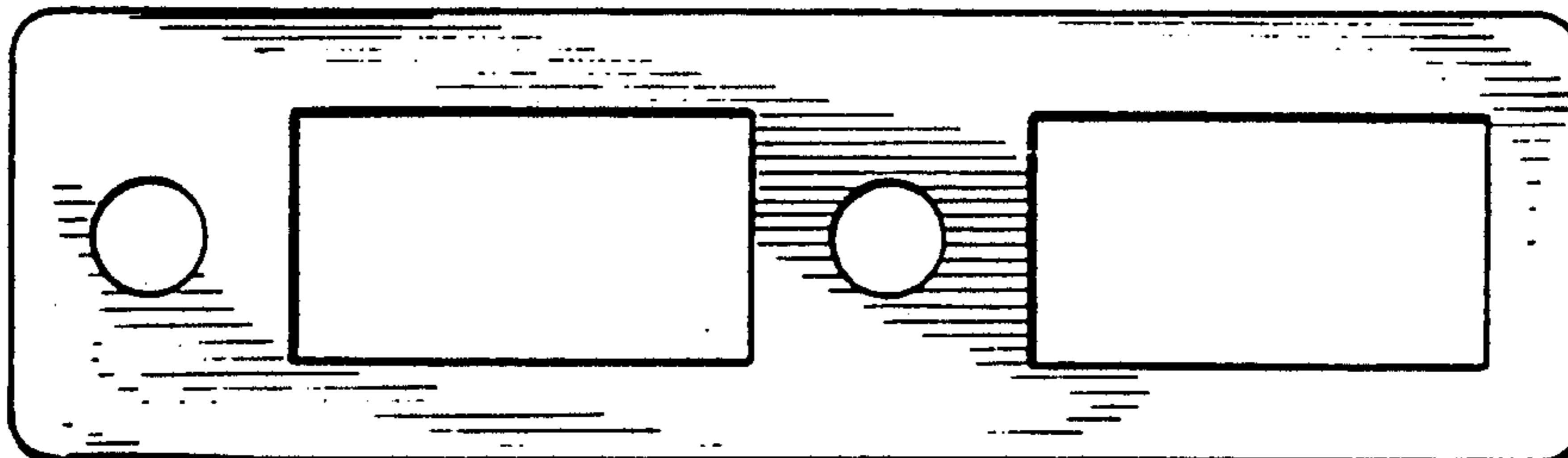
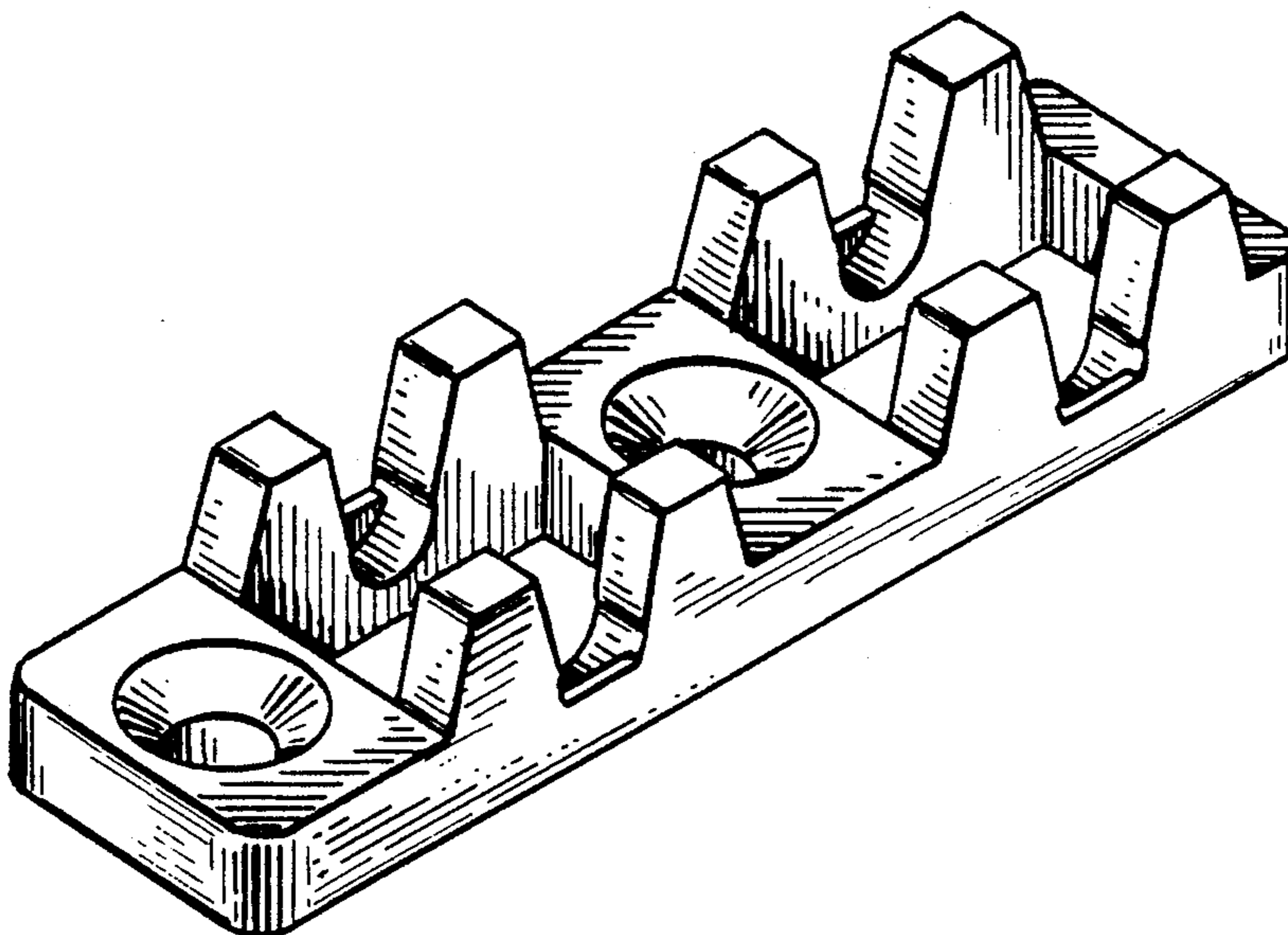
Primary Examiner—Horace B. Fay, Jr.  
Attorney, Agent, or Firm—Paul & Paul

[57] CLAIM

The ornamental design for a roller housing for a gliding window sash, as shown and described.

DESCRIPTION

FIG. 1 is an end, top and front perspective view of a roller housing for a gliding window sash; FIG. 2 is a top plan view thereof; FIG. 3 is a front elevational view thereof, the rear elevational view being a mirror image; FIG. 4 is an end elevational view thereof, the opposite end being a mirror image; and FIG. 5 is a bottom plan view thereof.



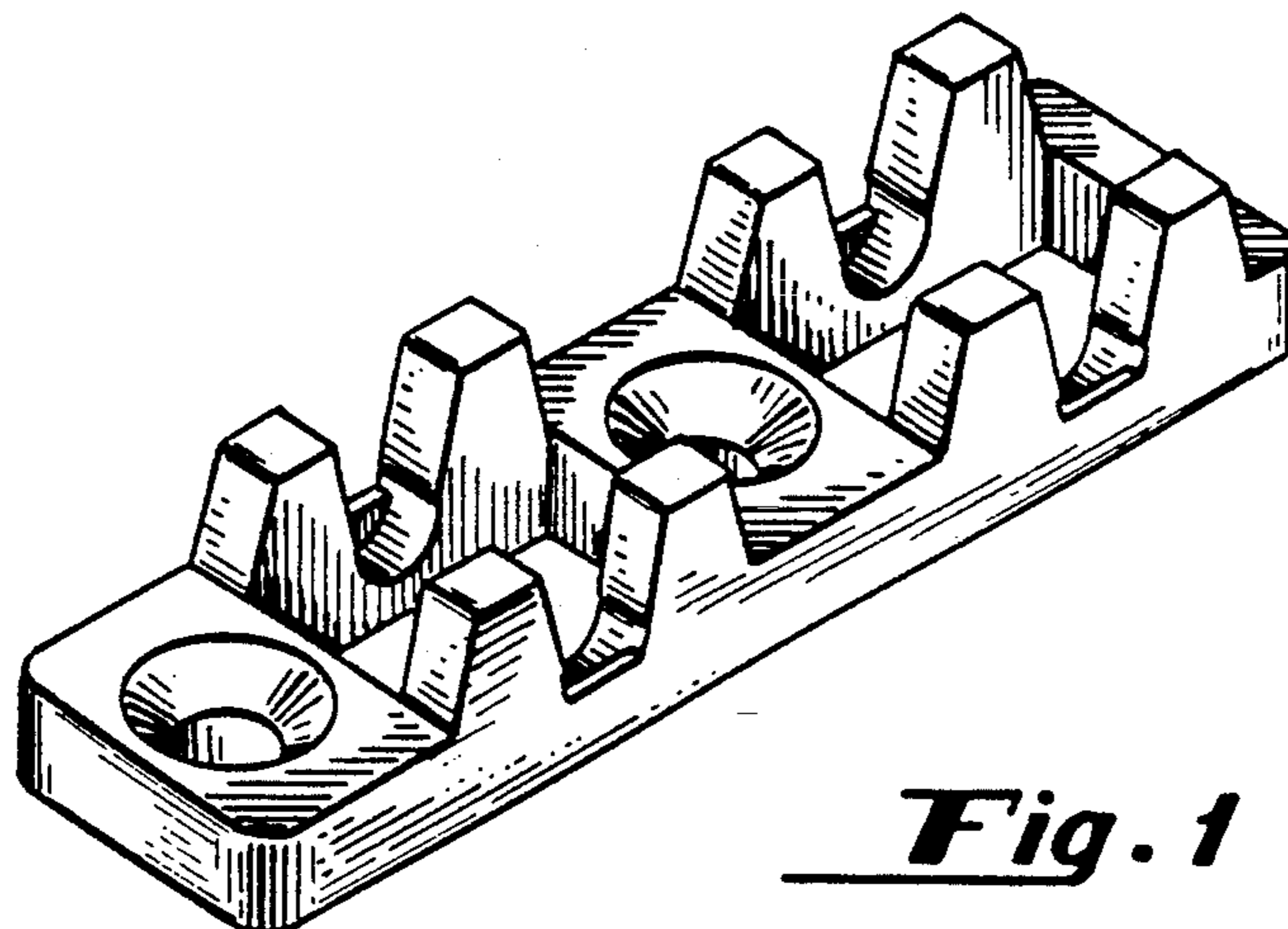


Fig. 1

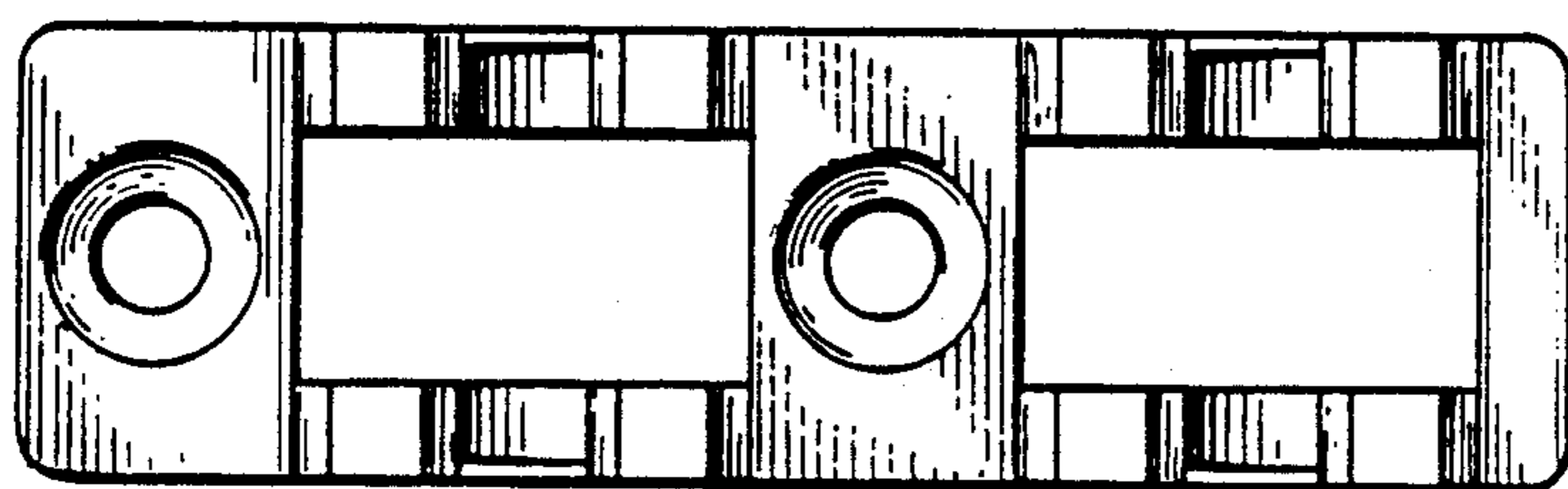


Fig. 2



Fig. 3



Fig. 4

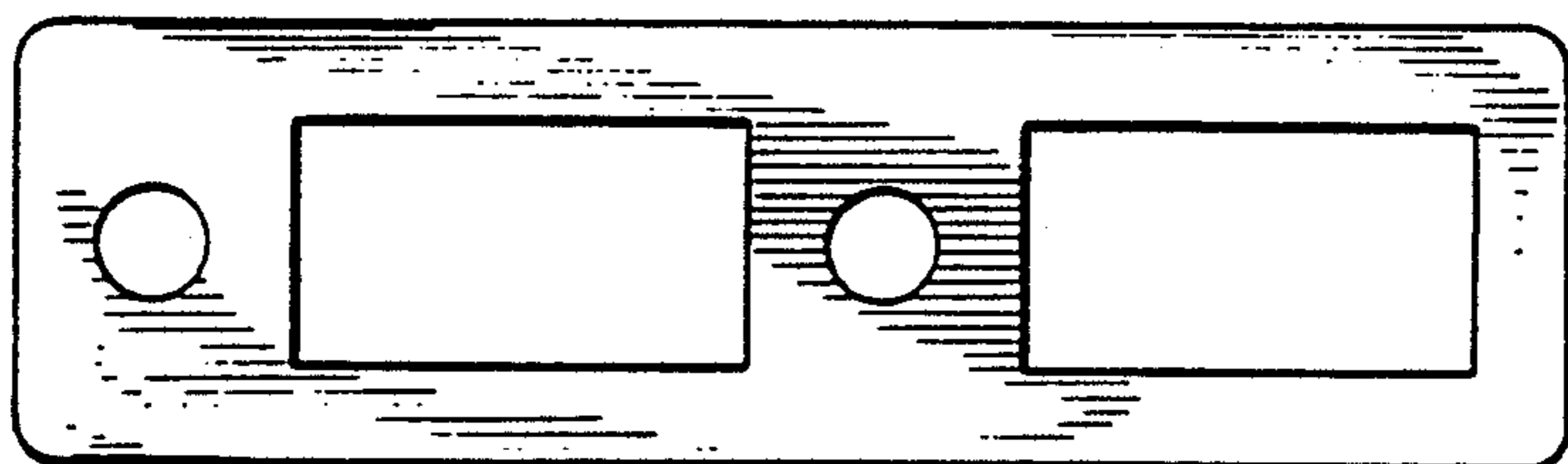


Fig. 5