

[54] BRACKET FOR DECORATIVE LIGHTING

[56]

References Cited

U.S. PATENT DOCUMENTS

[75] Inventor: Lonnie F. Gary, Lubbock, Tex.

D. 189,831	2/1961	Conrad	D26/146
D. 253,748	12/1979	Kovacs	D8/373 X
D. 288,774	3/1987	Alshooler	D8/373
D. 289,140	4/1987	Fischer et al.	D8/373
D. 296,759	7/1988	Greenhut	D8/373 X
4,471,991	9/1984	Matthias	248/300 X
4,795,121	1/1989	Comito	D26/138 X
4,851,977	7/1989	Gary	362/432 X
4,852,832	8/1989	Delaney	D26/138 X
4,905,131	2/1990	Gary	362/432 X

[73] Assignee: Gary Products Group, Inc., Lubbock, Tex.

[*] Notice: The portion of the term of this patent subsequent to Oct. 29, 2005 has been disclaimed.

[**] Term: 14 Years

Primary Examiner—Horace B. Fay, Jr.
Attorney, Agent, or Firm—Ross, Howison, Clapp & Korn

[21] Appl. No.: 364,190

[57] CLAIM

[22] Filed: Jun. 9, 1989

The ornamental design for a bracket for decorative lighting, as shown and described.

Related U.S. Application Data

DESCRIPTION

[63] Continuation-in-part of Ser. No. 229,563, Aug. 5, 1988, Pat. No. 4,851,977.

FIG. 1 is a front elevational view of a bracket for decorative lighting showing my new design; FIG. 2 is a right side elevational view thereof; FIG. 3 is a rear elevational view thereof; FIG. 4 is a left side elevational view thereof; and FIGS. 5 and 6 are respectively top and bottom plan views thereof.

[52] U.S. Cl. D8/373

[58] Field of Search D8/373; D26/138, 140; 362/432, 249, 145; 248/315, 314, 309.1, 300, 314

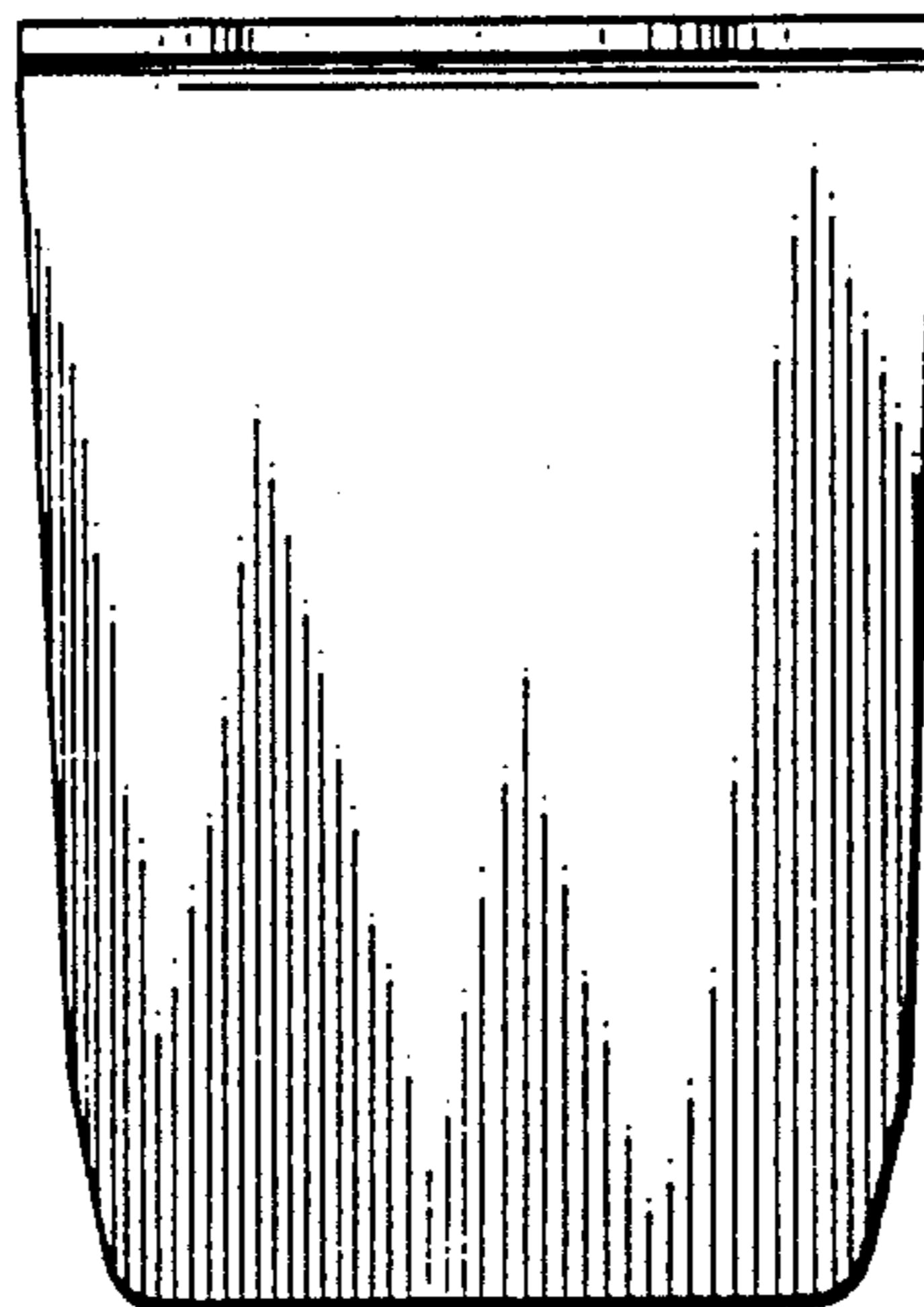
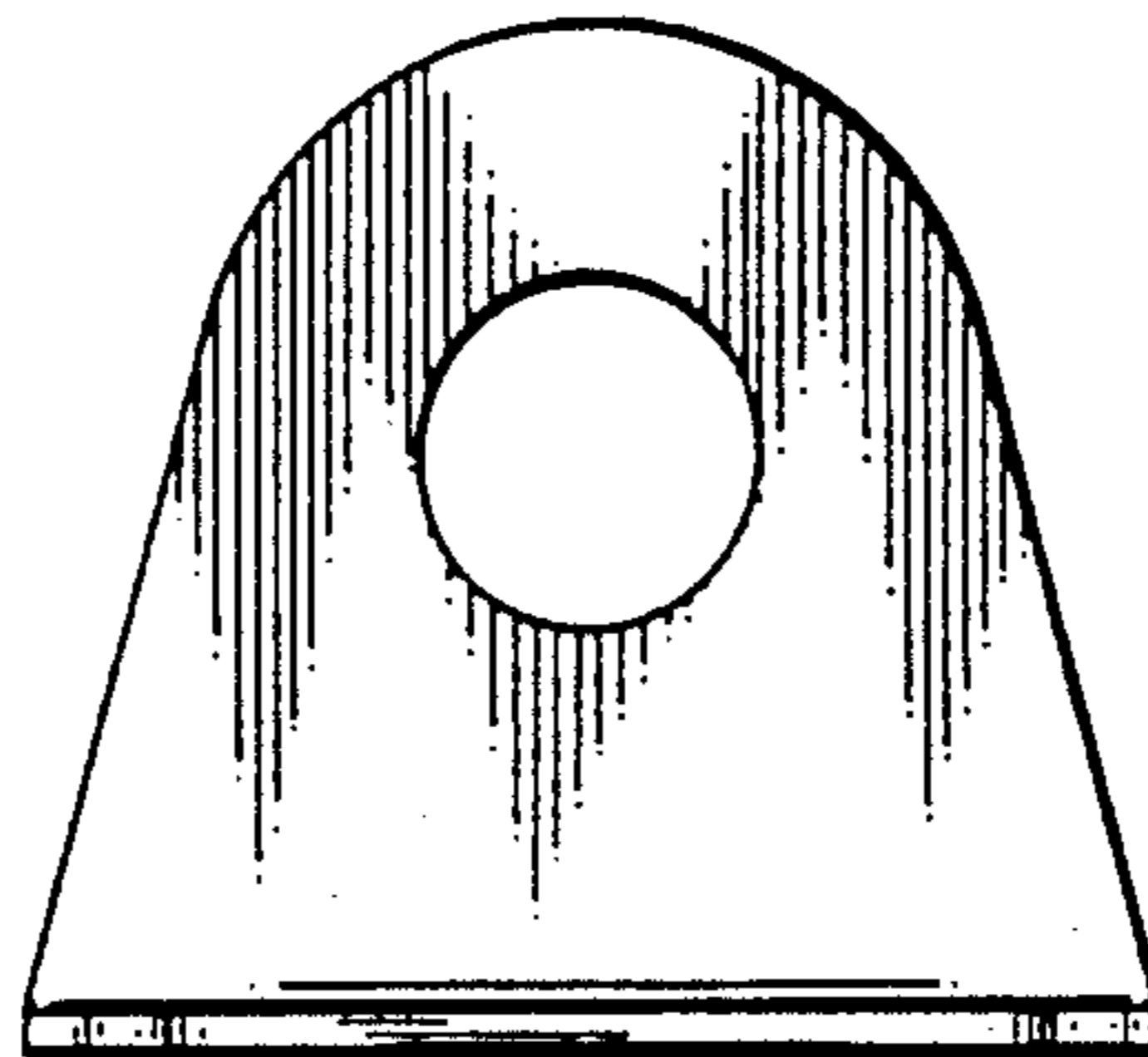


FIG. 1

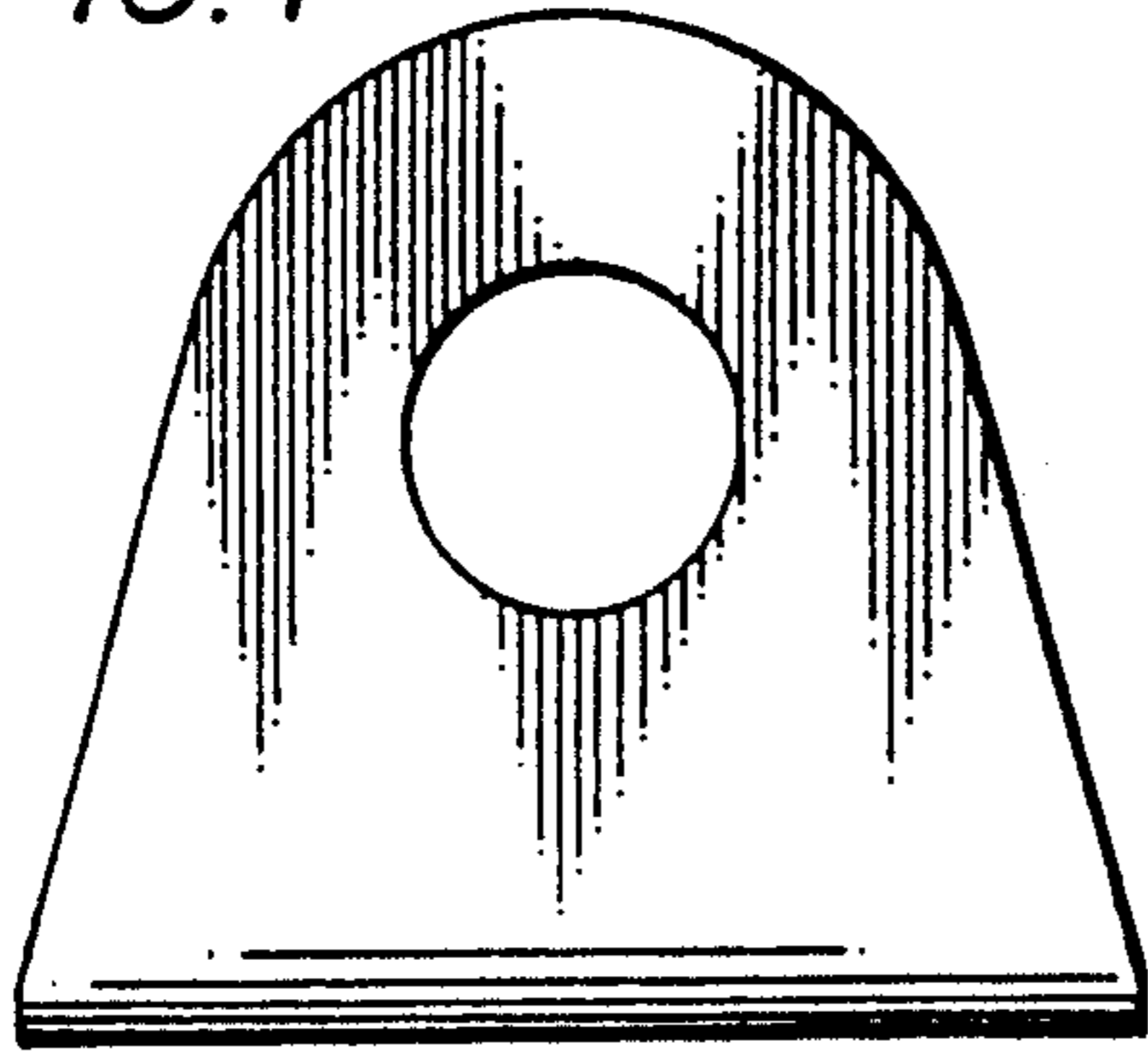


FIG. 2




FIG. 3

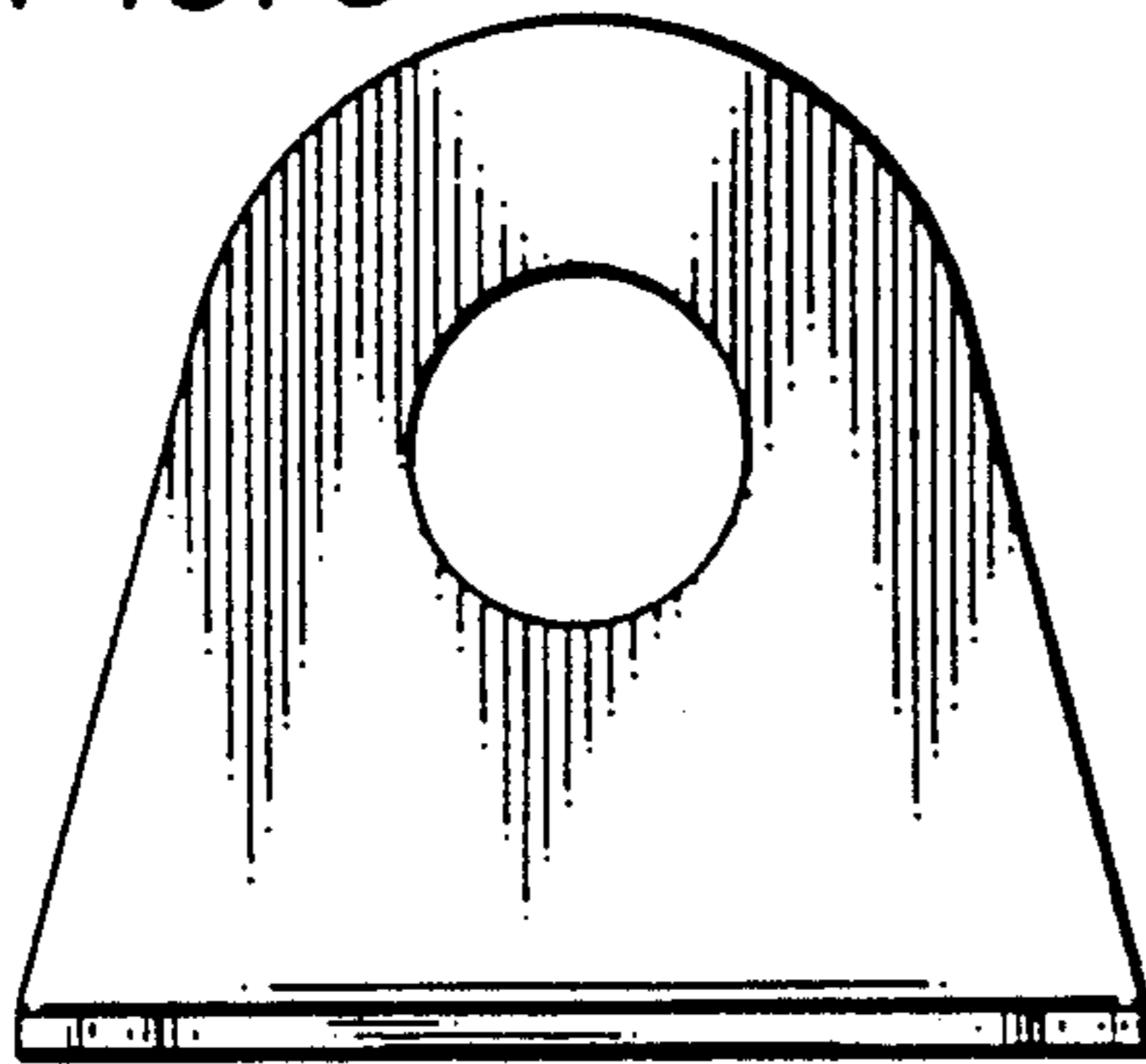


FIG. 4




FIG. 5



FIG. 6

