

[54] **SHOE UPPER**

- [75] Inventor: **Bruce E. Rogers, Portland, Oreg.**
 [73] Assignees: **Nike, Inc.; Nike International Ltd., both of Beaverton, Oreg.**
 [**] Term: **14 Years**
 [21] Appl. No.: **558,413**
 [22] Filed: **Jul. 27, 1990**
 [52] U.S. Cl. **D2/314; D2/312**
 [58] Field of Search **D2/264, 265, 268, 269, D2/271, 272, 274, 308-314; 36/11, 45, 83, 84, 89, 131, 102-106, 112-116, 132, 136**

[56] **References Cited**

U.S. PATENT DOCUMENTS

D. 280,567	9/1985	Ji	D2/310
D. 284,039	6/1986	Yoshitake	D2/310
D. 293,500	1/1988	Tong et al.	D2/314
D. 295,578	5/1988	Tong	D2/314
D. 300,983	5/1989	Le	D2/314
D. 301,389	6/1989	Miller	D2/309 X
D. 305,577	1/1990	Feller et al.	D2/314
D. 307,509	5/1990	Kittle	D2/314
4,577,419	3/1986	Chassaing	36/89
4,766,681	8/1988	O'Rourke et al.	36/89

OTHER PUBLICATIONS

- 1988 Fall Nike Catalog—pp. 24, 28 and 118.
 Fall 1987 Footwear Catalog, p. 118.
 Nike Footwear Spring Catalog 1990, p. 40.
 Nike Footwear Fall 1990, pp. 22, 28, 34, 52 and 138.

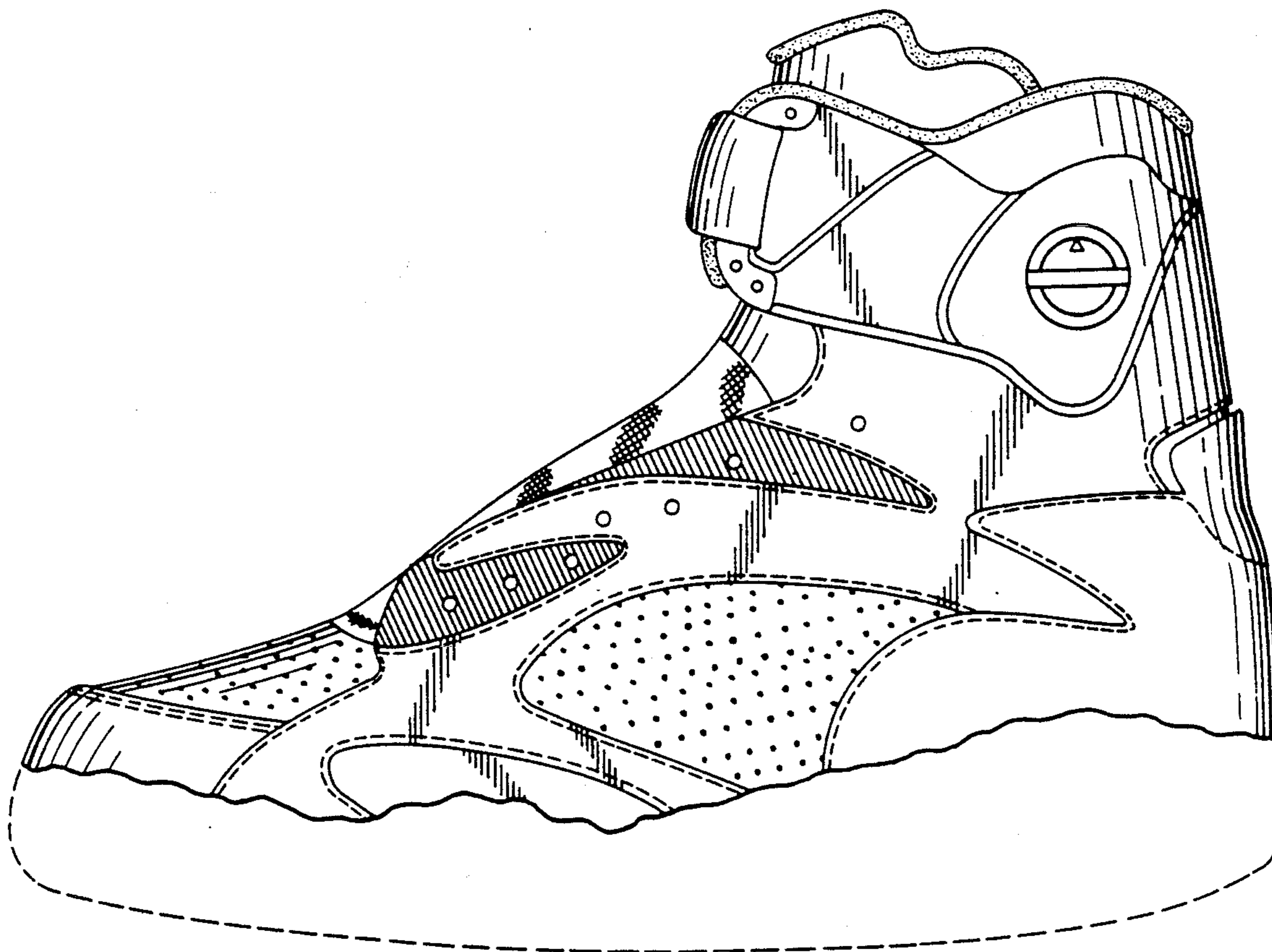
Primary Examiner—Louis S. Zarfaz
Attorney, Agent, or Firm—Banner, Birch, McKie & Beckett

[57] **CLAIM**

The ornamental design for a shoe upper, as shown and described.

DESCRIPTION

FIG. 1 is a side elevational view of one side of a shoe upper showing my new design;
 FIG. 2 is a side elevational view of the other side of the shoe upper shown in FIG. 1;
 FIG. 3 is a front elevational view of the shoe upper shown in FIG. 1;
 FIG. 4 is a rear elevational view of the shoe upper shown in FIG. 1;
 FIG. 5 is a top plan view of the shoe upper shown in FIG. 1.
 The broken line showing of a shoe sole, including the cupped vertical sides of the sole, is for illustrative purposes and forms no part of the claimed design.



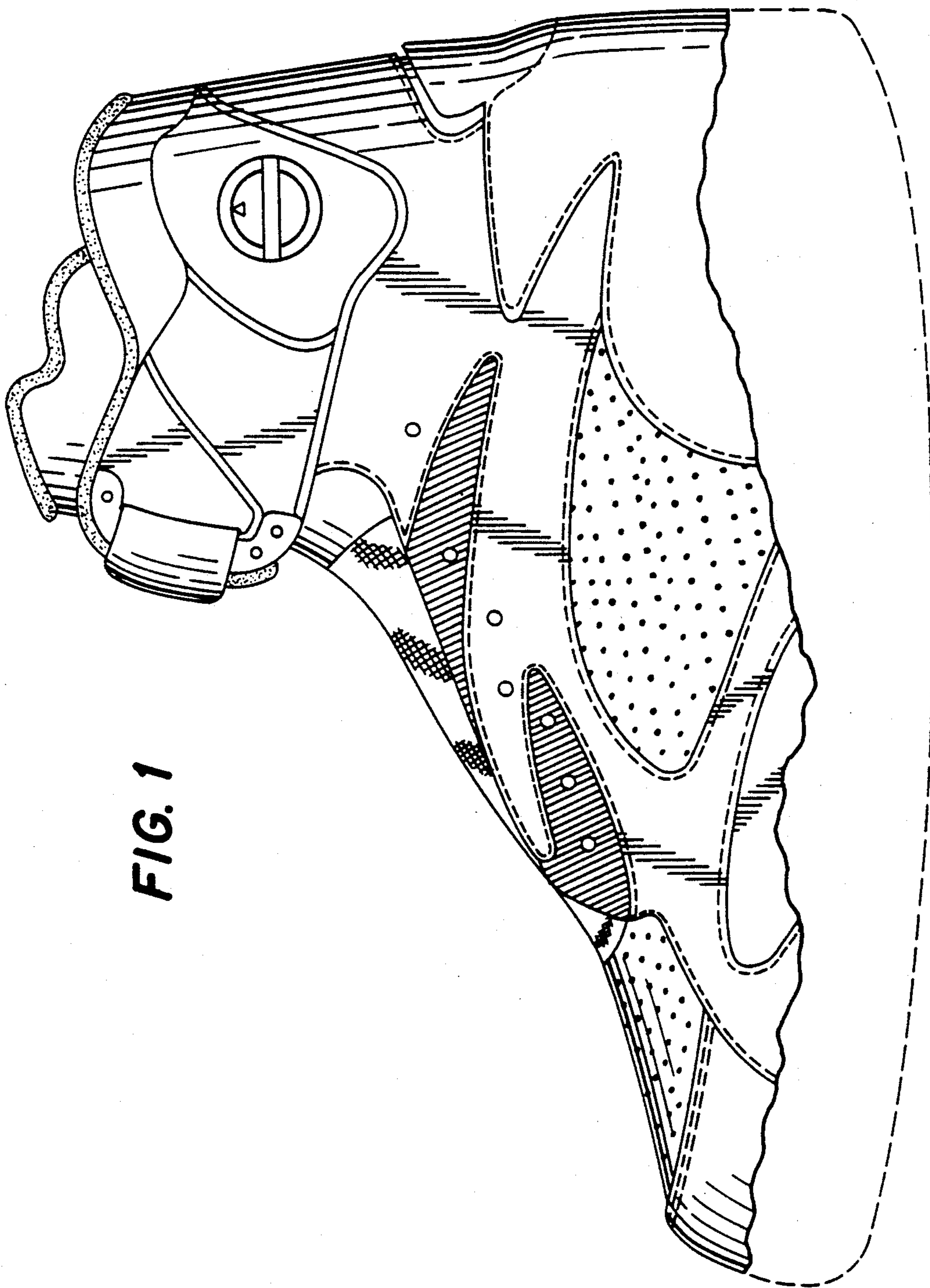


FIG. 1

FIG. 2

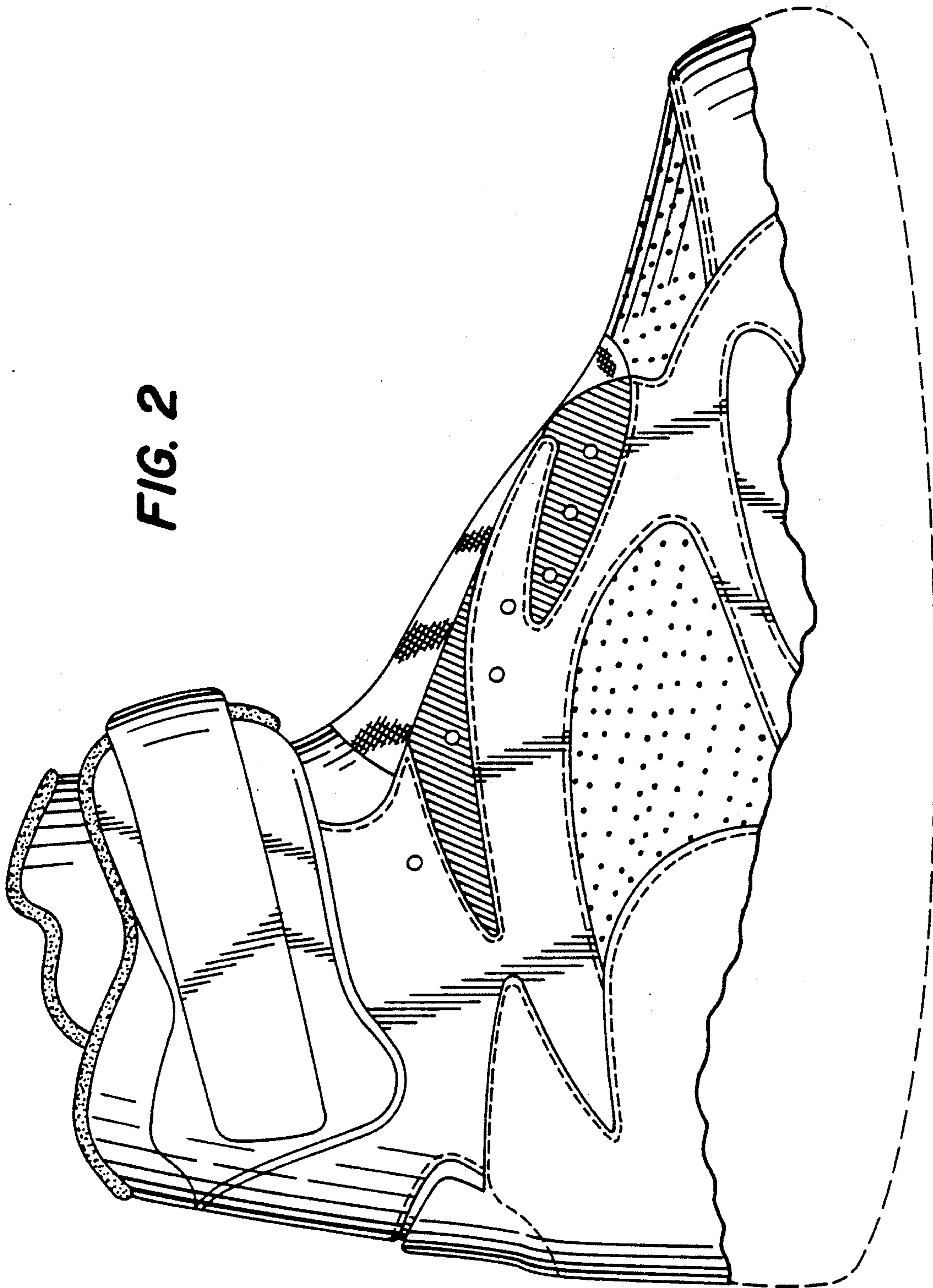


FIG. 4

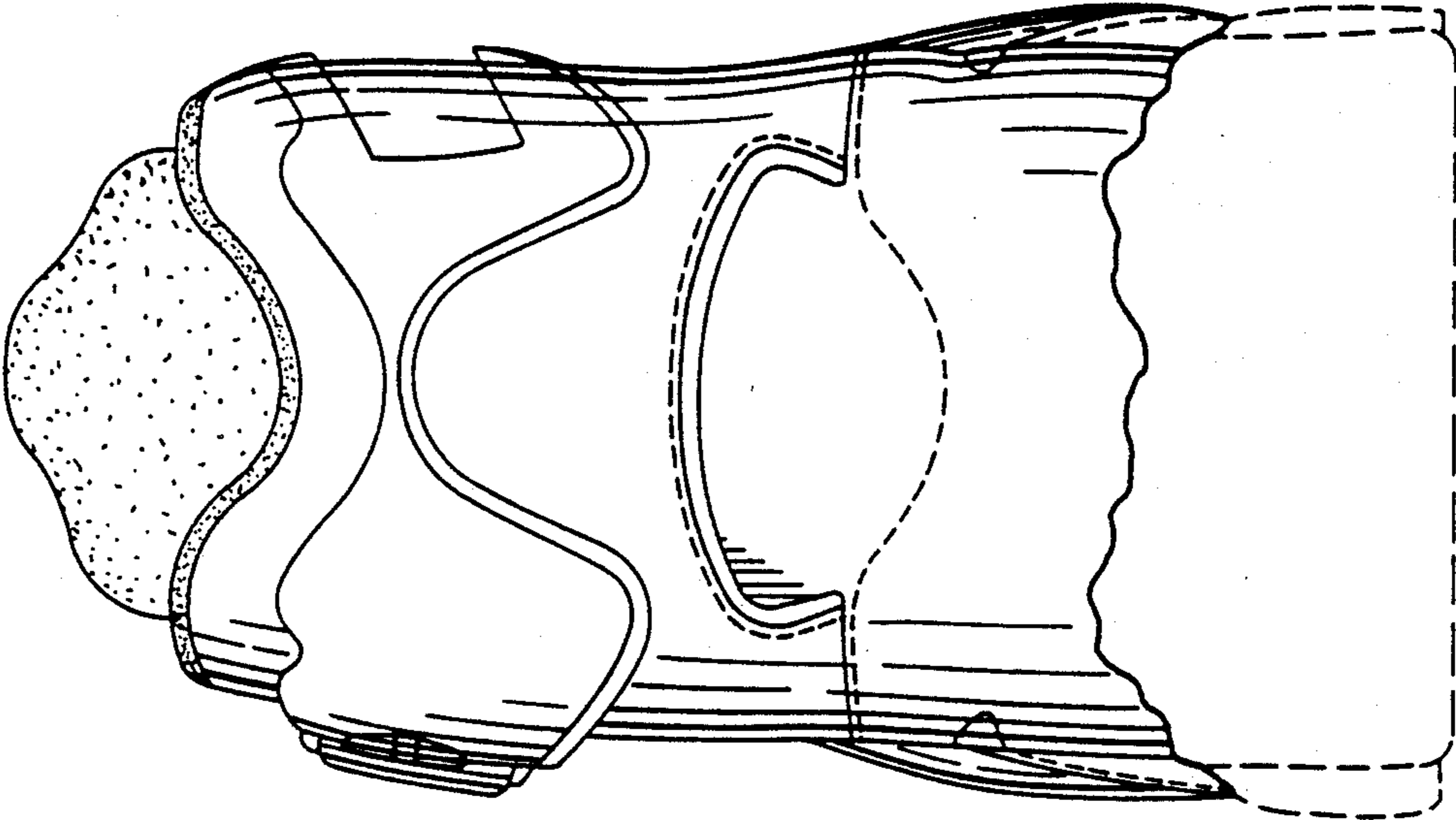


FIG. 3

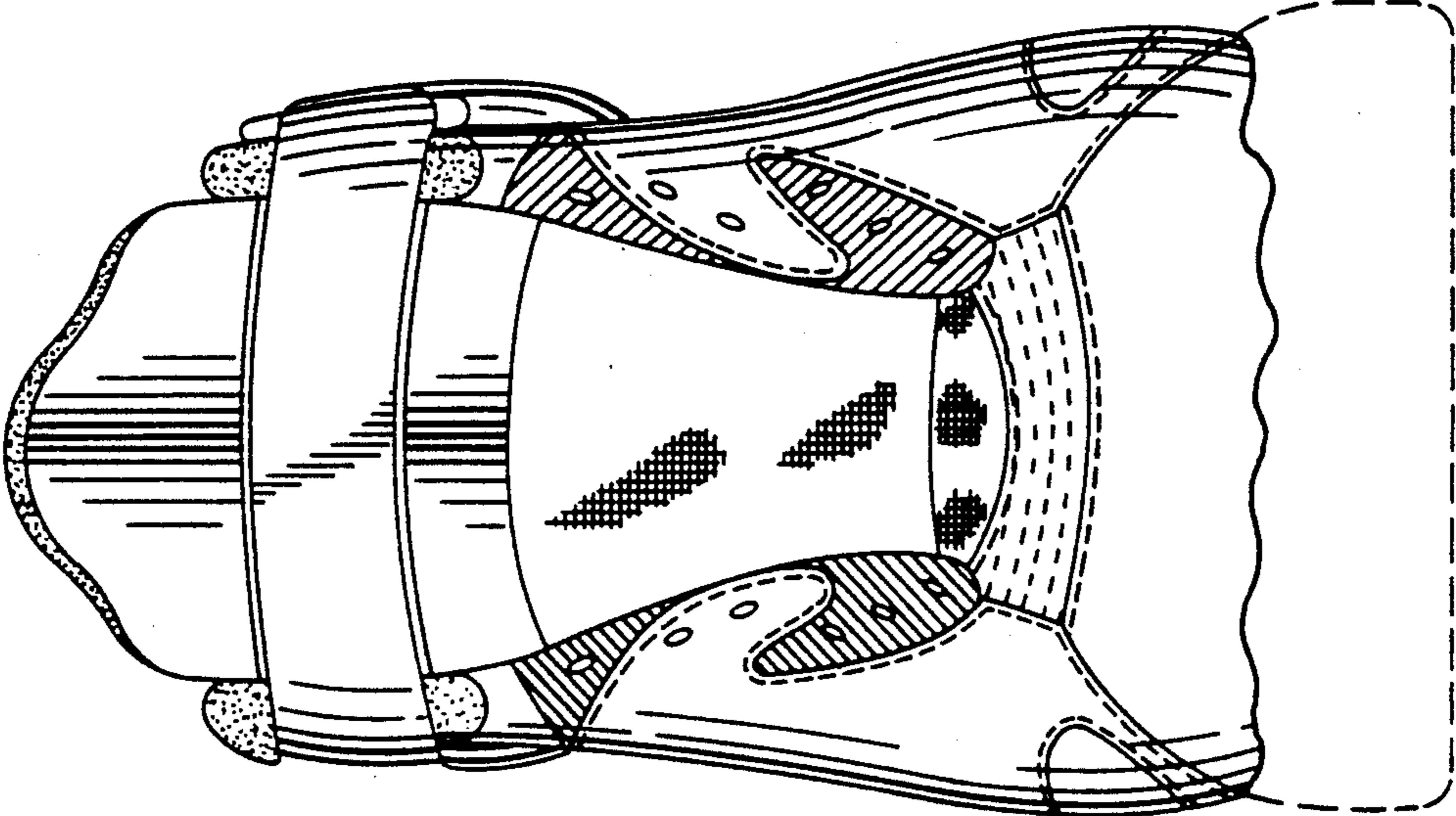


FIG. 5

