

[54] **WICKER BASKET**  
[75] **Inventor: Noel G. Azures, Laguna, Philippines**  
[73] **Assignee: Decra-Stone, Inc., Prior Lake, Minn.**  
[\*\*] **Term: 14 Years**  
[21] **Appl. No.: 314,585**  
[22] **Filed: Feb. 23, 1989**  
[52] **U.S. Cl. D34/44**  
[58] **Field of Search D34/40-46; 206/44 K; 217/122-125**

1,176,052 3/1916 Hagarty .  
1,306,941 6/1919 Barns ..... 217/125  
1,701,312 2/1929 Shearer ..... 217/122  
2,787,821 4/1957 Shukait .  
3,067,039 12/1962 Crane .  
3,302,679 2/1967 Padovani ..... 229/8  
4,181,234 1/1980 Feighan .

**OTHER PUBLICATIONS**

Coe & Dru Baskets Catalog, 1982, p. 69, Item #2579.  
Royal Kathay Baskets, 1982, p. 45, Item #E.  
Skalny Quality Baskets, 1966, p. 31, Item #5031/1.  
Skalny Quality Baskets, 1966, p. 33, Item #5605/1-3.  
Basket Ease 498 Information Sheet, 1978.  
Basket Ease 598, Information Sheet, 1978.  
Basket Ease Fruit Basket Program Information sheet showing #698, #598, #498, and #398, (copyright 1978).

*Primary Examiner—Bernard Ansher*  
*Assistant Examiner—Prabhakar Deshmukh*  
*Attorney, Agent, or Firm—Moore & Hansen*


[56] **References Cited**  
**U.S. PATENT DOCUMENTS**

Re. 12,676 7/1907 Ryan .  
D. 16,633 4/1886 Gerard .  
D. 99,857 6/1936 Fisher .  
D. 104,712 5/1937 Williams .  
D. 111,504 9/1938 Bennett .  
D. 112,168 11/1938 Bennett .  
D. 115,398 6/1939 Heath .  
D. 118,819 2/1940 Herpel .  
D. 170,663 10/1953 Smith .  
D. 213,491 3/1969 Beeman et al. .  
D. 213,492 3/1969 Beeman et al. .  
D. 263,668 4/1982 Knutson .  
D. 271,651 12/1983 Knutson .  
D. 271,835 12/1983 Knutson .  
D. 300,078 2/1989 McDuffie ..... D34/43  
D. 304,121 10/1989 Gabayno .  
D. 310,643 9/1990 Morando ..... D34/42 X  
D. 311,984 11/1990 Jeresano .  
D. 312,344 11/1990 Vivas .  
D. 312,911 12/1990 Jeresano .  
D. 313,494 1/1991 Vivas .  
137,368 4/1873 Higgins .  
881,919 3/1908 Griffin .

[57] **CLAIM**  
The ornamental design for wicker basket, as shown and described.


**DESCRIPTION**

FIG. 1 is a perspective view of a wicker basket showing my new design;  
FIG. 2 is a perspective view thereof, showing sides not disclosed in FIG. 1;  
FIG. 3 is a front elevation thereof, the rear elevation being a mirror image thereof;  
FIG. 4 is a left side elevation thereof, the right side elevation being a mirror image thereof;  
FIG. 5 is a top plan view thereof; and  
FIG. 6 is a bottom plan view thereof.






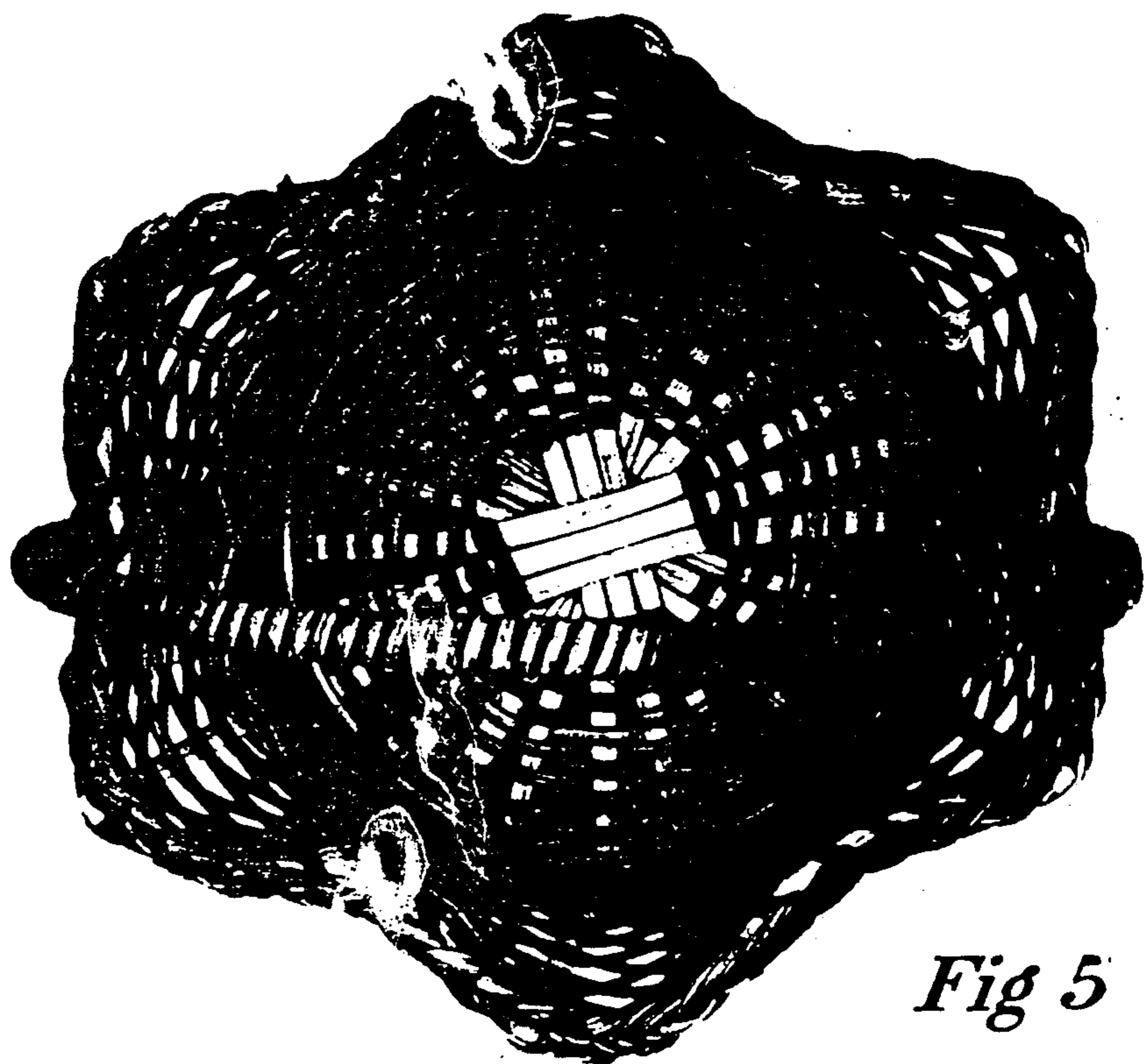
*Fig 1*




*Fig 2*



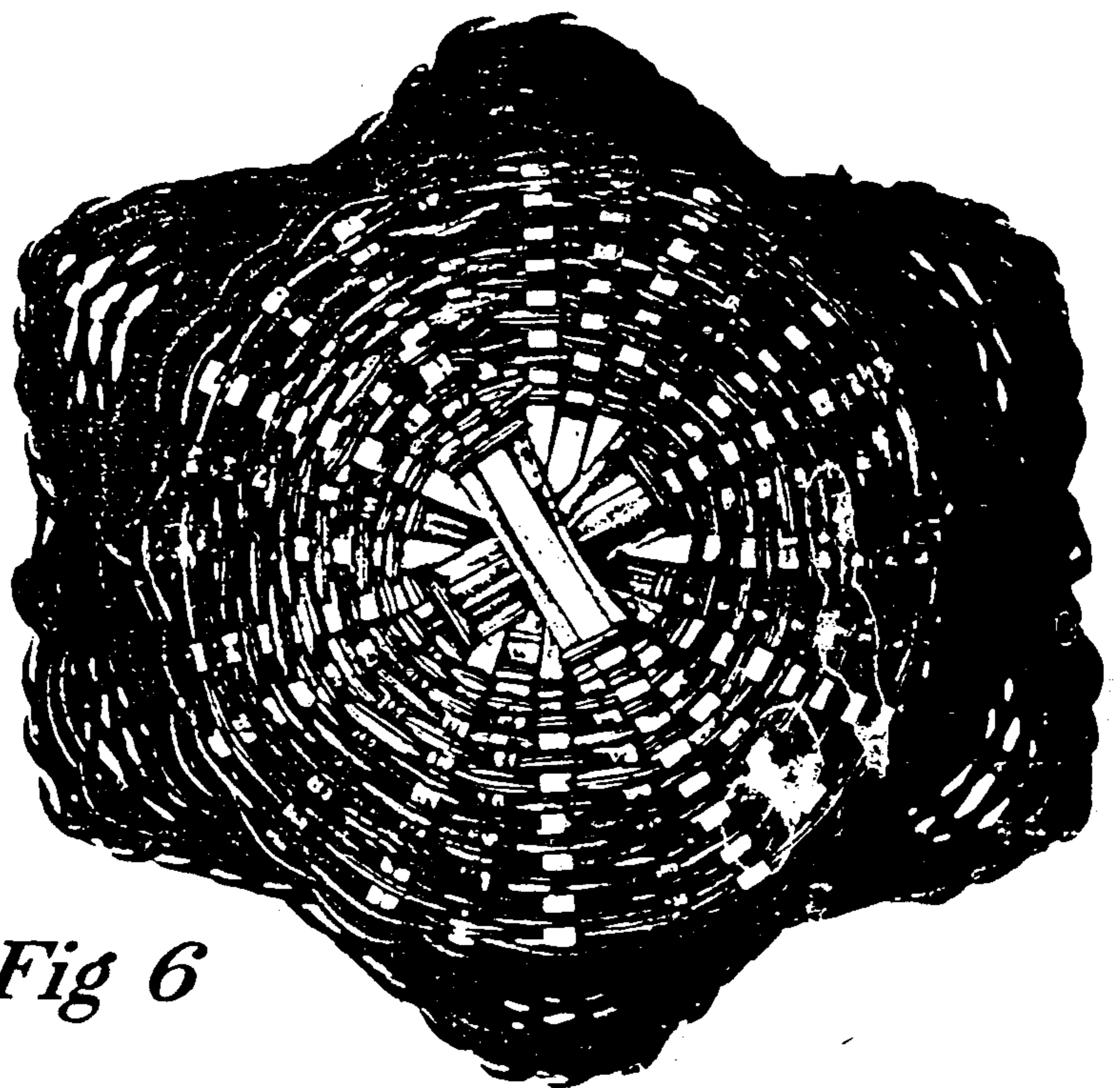
*Fig 3*



*Fig 5*



*Fig 4*



*Fig 6*