

# United States Patent [19]

Walker

[11] Patent Number: **Des. 321,065**

[45] Date of Patent: **\*\* Oct. 22, 1991**

[54] **COMBINED COMB AND SHEATH THEREFOR**

[76] Inventor: **Lindsey J. Walker**, Flat 1, 21 Woodstock Road, London NW11, England

[\*\*] Term: **14 Years**

[21] Appl. No.: **390,265**

[22] Filed: **Aug. 7, 1989**

[30] **Foreign Application Priority Data**

Feb. 7, 1989 [GB] United Kingdom ..... 1056955

[52] U.S. Cl. .... **D28/22; D28/25**

[58] Field of Search ..... **D28/21-22, D28/25, 30, 31, 34; 132/219, 143, 148**

[56] **References Cited**

**U.S. PATENT DOCUMENTS**

- D. 121,510 7/1940 Fink ..... D28/83 X
- D. 225,474 12/1972 Brooks ..... D28/31 X
- D. 229,984 1/1974 Brooks ..... D28/25

- D. 240,769 7/1976 Bowman ..... D9/314 X
- D. 251,742 5/1979 Spanondis ..... D28/22
- D. 282,292 1/1986 Harvey ..... D28/30
- 1,163,084 6/1939 Clemens ..... D28/21 X
- 2,471,279 5/1949 Mensing ..... D28/21 X

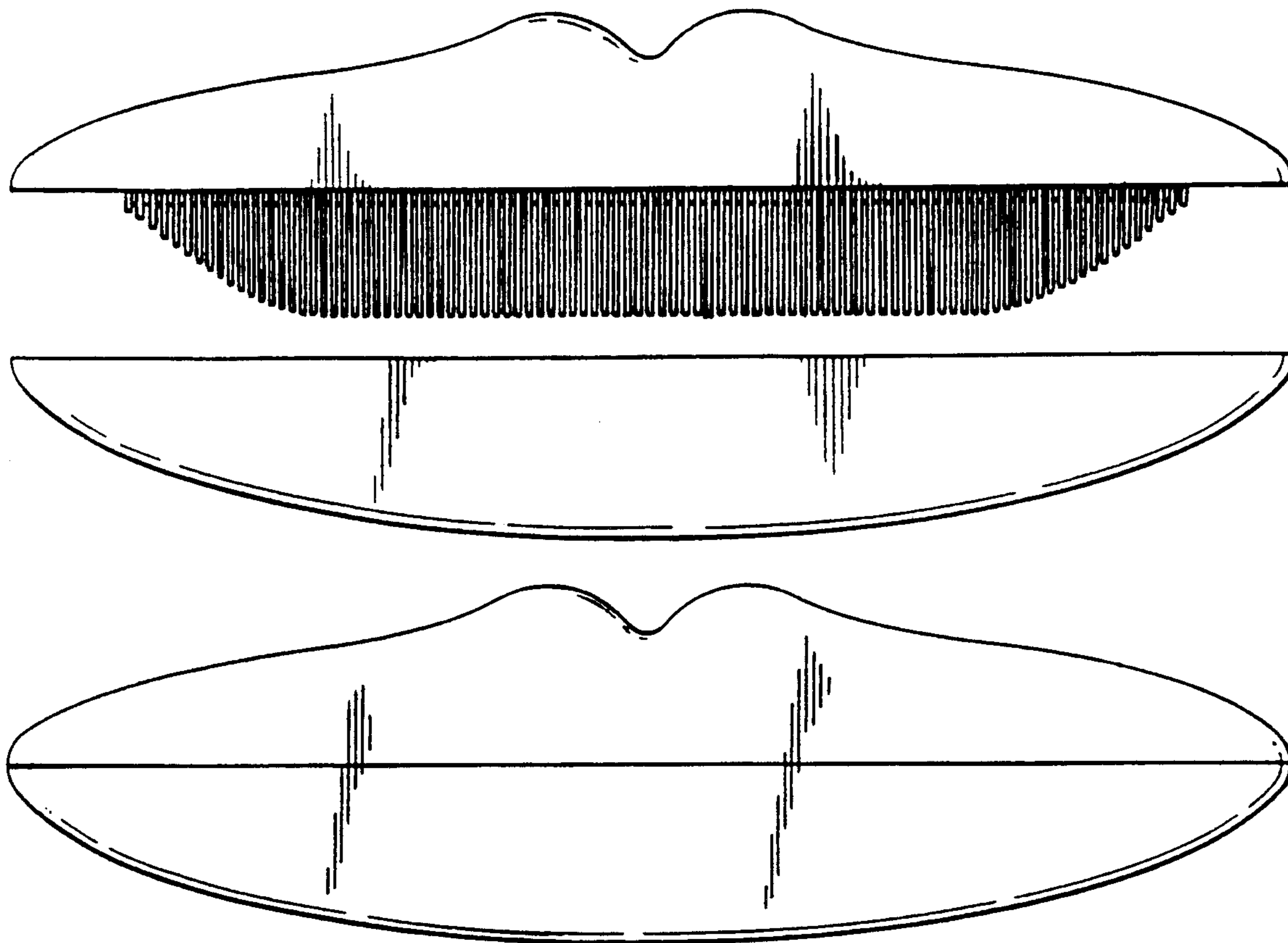
*Primary Examiner*—Bernard Ansher  
*Assistant Examiner*—C. Tuttle  
*Attorney, Agent, or Firm*—Browdy and Neimark

[57] **CLAIM**

The ornamental design for a combined comb and sheath therefor, as shown and described.

**DESCRIPTION**

FIG. 1 is an exploded front elevational view of a combined comb and sheath therefor showing my new design, the side opposite being identical to the side shown; FIG. 2 is a front elevational view in the assembled condition, the side opposite being identical to the side shown; FIG. 3 is a top plan view thereof; FIG. 4 is a side elevational view thereof; FIG. 5 is an exploded side elevational view.



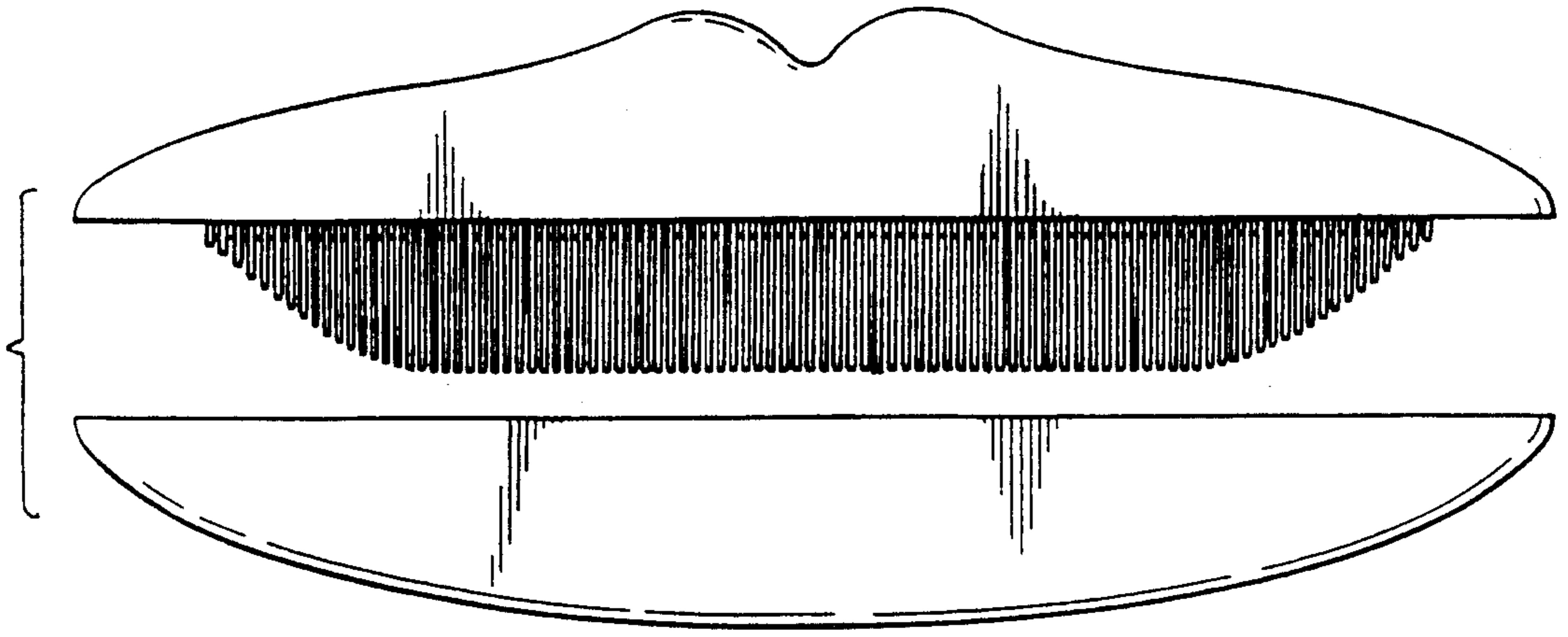


FIG. 1.

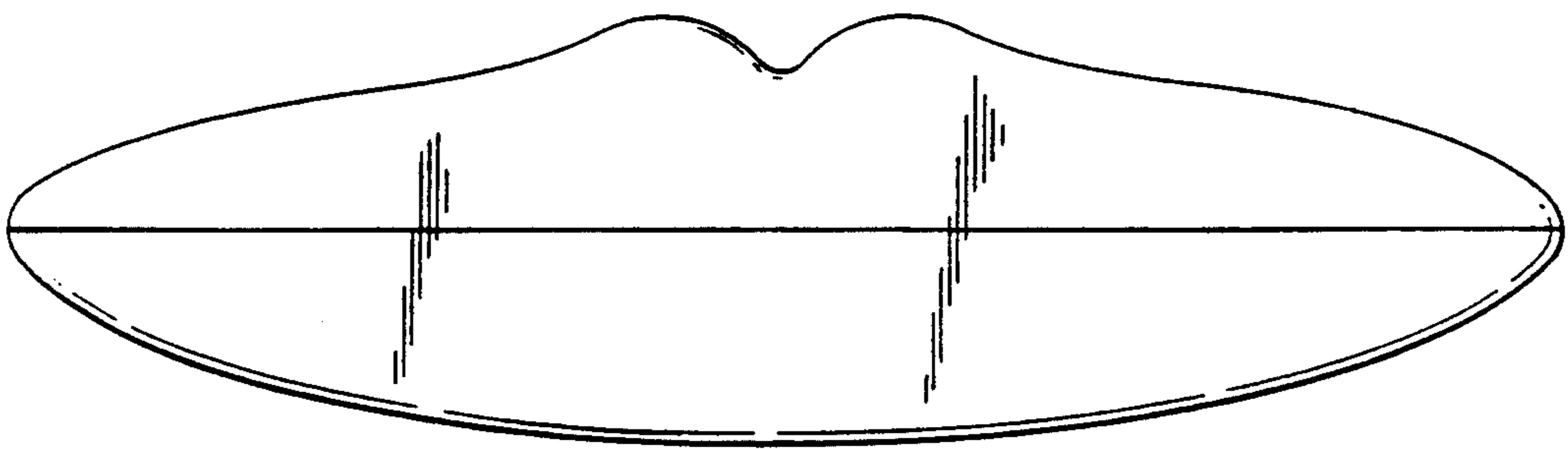


FIG. 2.



FIG. 3.

FIG. 4.



FIG. 5.

