

[54] AIR PUMP

[76] Inventor: Masahiro Furusawa, 12-3, Ryouke 1-chome, Urawa-shi, Saitama-ken, Japan

[\*\*] Term: 14 Years

[21] Appl. No.: 394,437

[22] Filed: Aug. 16, 1989

Related U.S. Application Data

[62] Division of Ser. No. 156,200, Feb. 11, 1988, Pat. No. D. 309,174.

[30] Foreign Application Priority Data

- Aug. 18, 1987 [JP] Japan ..... 62-33301
- Aug. 18, 1987 [JP] Japan ..... 62-33308
- Aug. 18, 1987 [JP] Japan ..... 62-33310
- Aug. 18, 1987 [JP] Japan ..... 62-33311
- [52] U.S. Cl. .... D23/231
- [58] Field of Search ..... 152/415-416, 152/426; 417/437, 536, 234, 258, 489, 569, 571; D23/231-232

[56] References Cited

U.S. PATENT DOCUMENTS

- D. 132,533 5/1942 Kelleher et al. .... D23/231
- D. 295,660 5/1988 Chiarella ..... D23/231
- 1,078,320 11/1913 Stratton ..... D23/231 X

OTHER PUBLICATIONS

"Bicycling" article showing tire pumps, May 1987, p. 164.

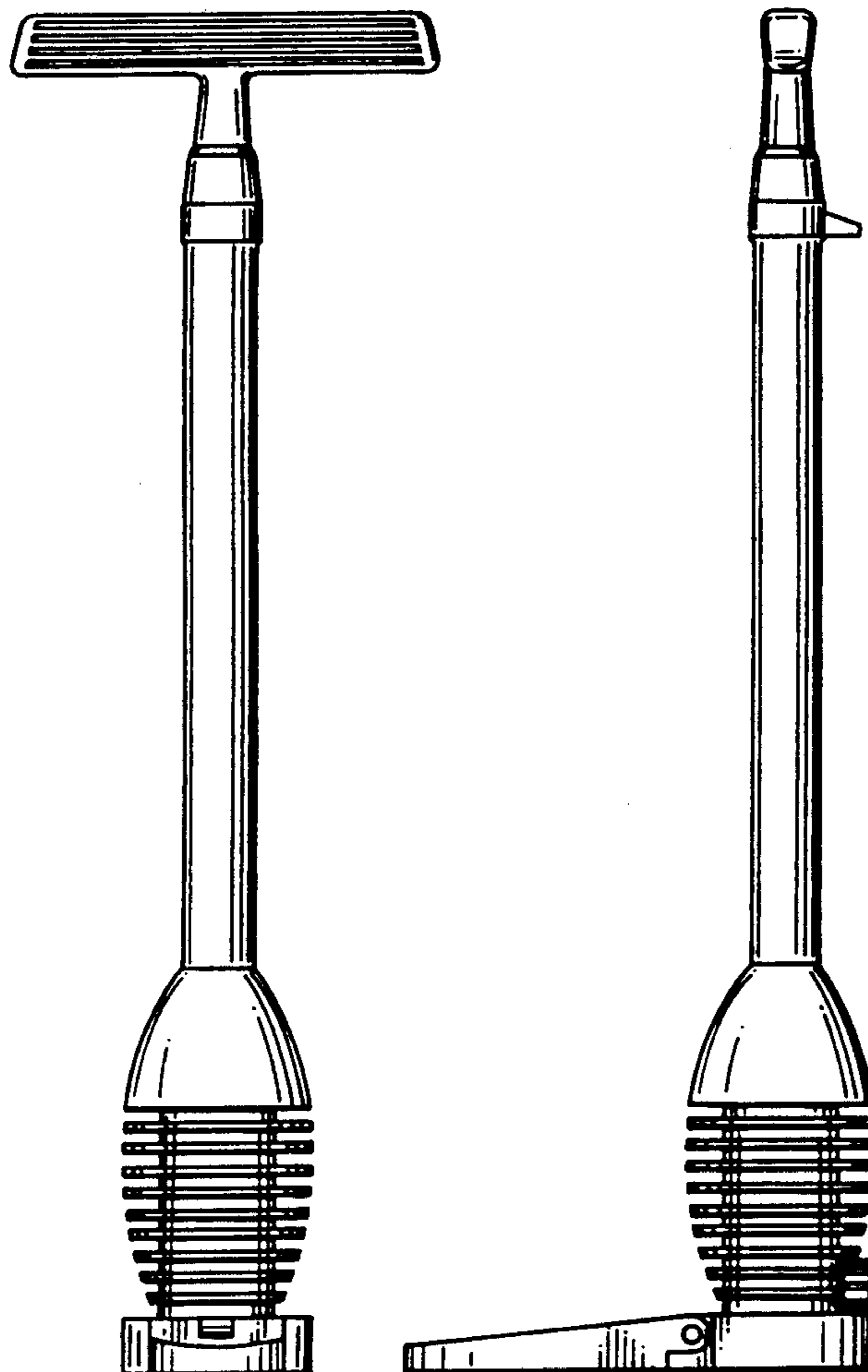
Primary Examiner—Susan J. Lucas  
Assistant Examiner—M. H. Tung  
Attorney, Agent, or Firm—Bacon & Thomas

[57] CLAIM

The ornamental design for an air pump, as shown and described.

DESCRIPTION

FIG. 1 is a left side elevational view of an air pump showing my new design;  
FIG. 2 is a front elevational view thereof, the rear view being a mirror image thereof;  
FIG. 3 is a right side elevational view thereof;  
FIG. 4 is a top plan view thereof;  
FIG. 5 is a bottom plan view thereof.



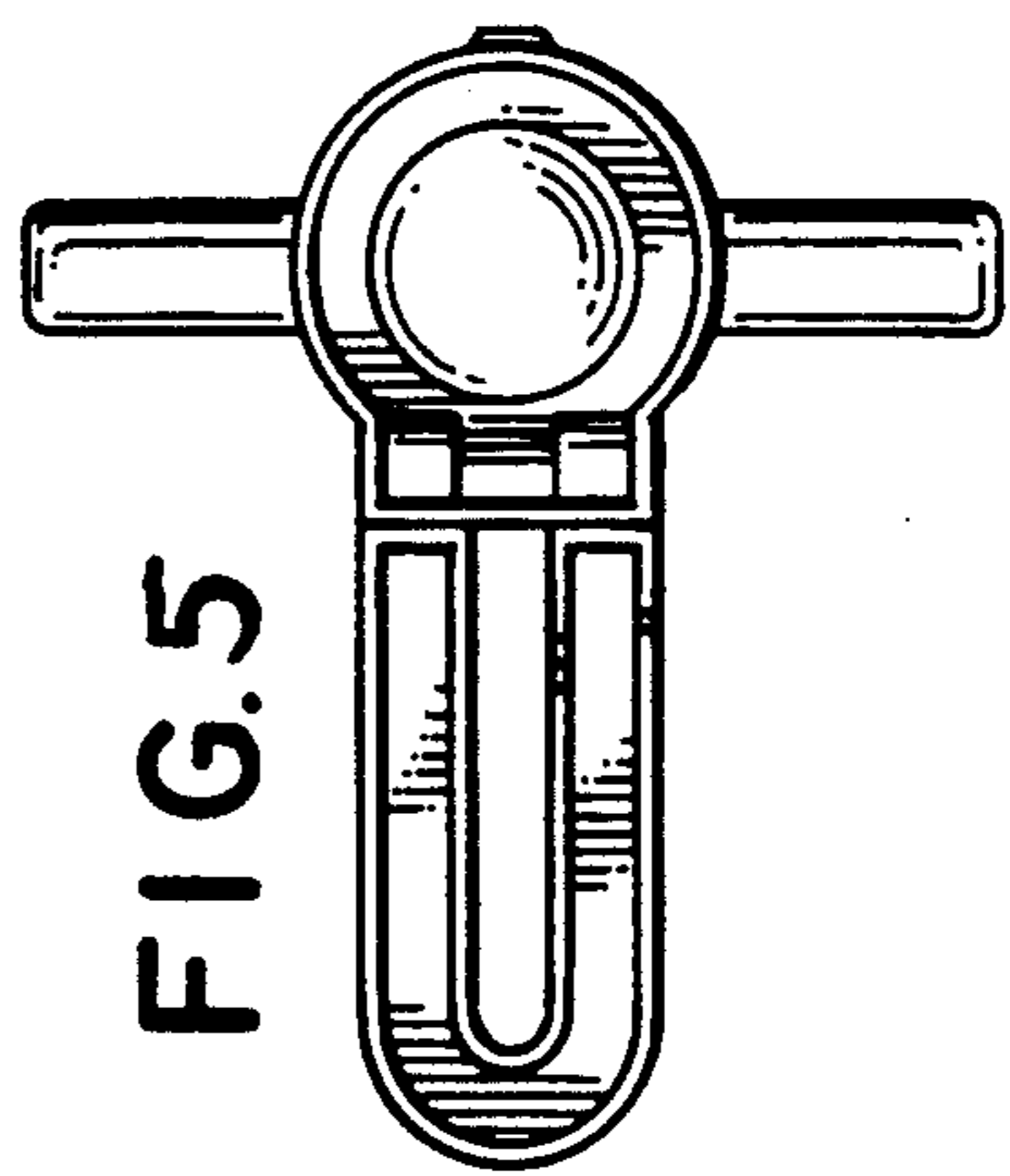
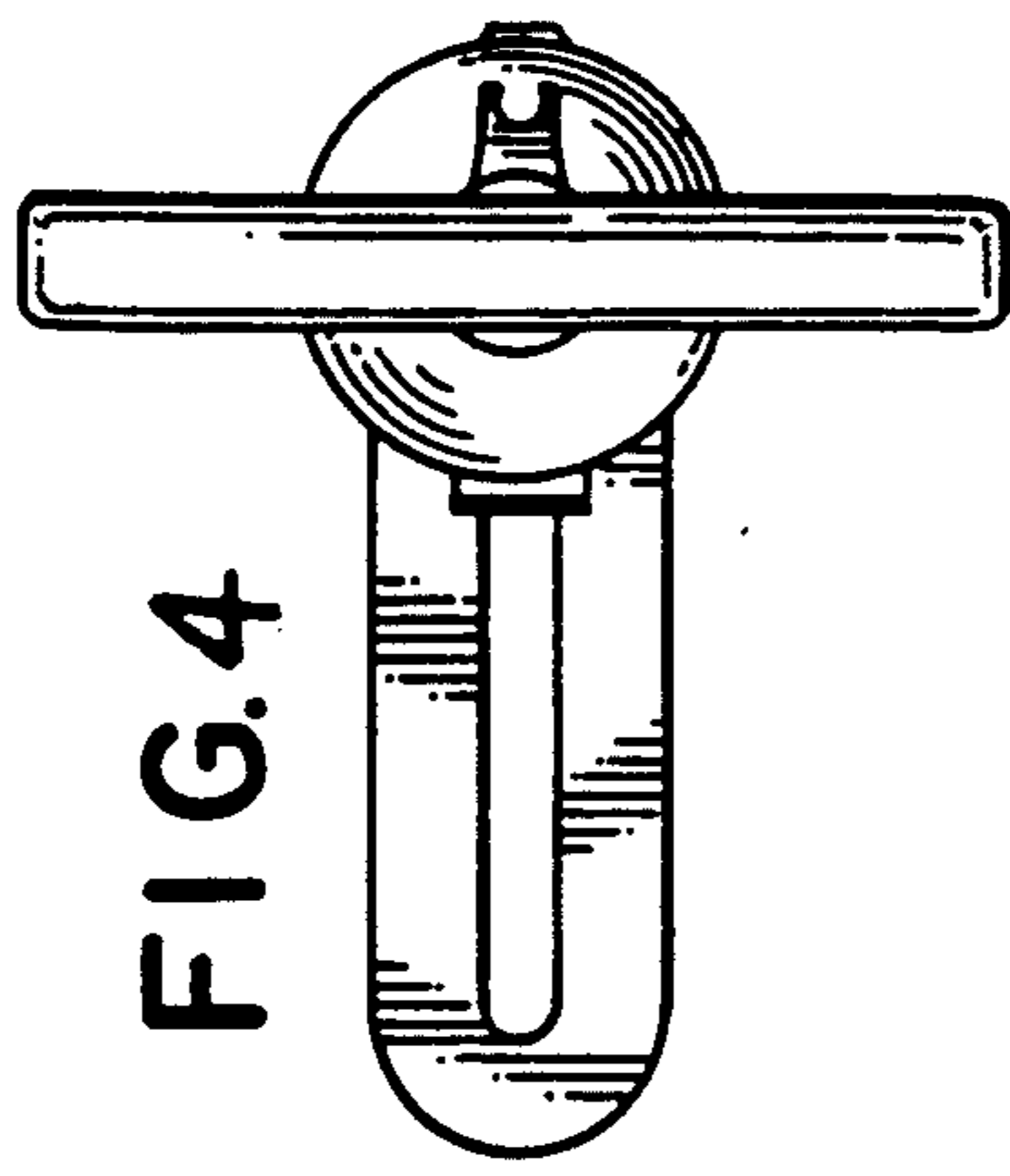





FIG. 4

FIG. 5

FIG. 3

FIG. 2

FIG. 1