

# United States Patent [19]

Komada et al.

[11] Patent Number: Des. 321,004

[45] Date of Patent: \*\* Oct. 22, 1991

[54] **COPYING MACHINE**

[75] Inventors: **Takeshi Komada, Yokohama; Yosuke Osawa, Tokyo, both of Japan**

[73] Assignee: **Canon Kabushiki Kaisha, Tokyo, Japan**

[\*\*] Term: **14 Years**

[21] Appl. No.: **418,467**

[22] Filed: **Oct. 10, 1989**

[30] **Foreign Application Priority Data**

Apr. 13, 1989 [JP] Japan ..... 1-13769

[52] U.S. Cl. .... **D18/36; D18/39**

[58] Field of Search ..... **D18/13, 36-39; D14/111, 112, 116, 118; 346/108, 153.1, 160; 354/5, 6, 14, 100; 355/43-45, 49-51, 66, 112, 200, 210, 231, 233-236, 245, 326-328; 358/400**

[56] **References Cited**

**U.S. PATENT DOCUMENTS**

- D. 276,166 10/1984 Masaki ..... D18/37
- D. 276,346 11/1984 Masaki ..... D18/37
- D. 278,246 4/1985 Masaki ..... D18/37
- D. 295,528 5/1988 Masaki et al. .... D18/37

- D. 295,529 5/1988 Masaki et al. .... D18/37
- D. 295,530 5/1988 Masaki et al. .... D18/37
- D. 297,944 10/1988 Masaki et al. .... D18/37
- D. 299,831 2/1989 Hirata ..... D18/37
- D. 304,204 10/1989 Wada et al. .... D18/37

**FOREIGN PATENT DOCUMENTS**

- 0097662 5/1986 Japan ..... 355/200
- 0299867 12/1987 Japan ..... 355/202

*Primary Examiner*—Nelson C. Holtje

*Assistant Examiner*—Caron D. Veynar

*Attorney, Agent, or Firm*—Fitzpatrick, Cella, Harper & Scinto

[57] **CLAIM**

The ornamental design for a copying machine, as shown and described.

**DESCRIPTION**

FIG. 1 is a front elevational view of a copying machine showing our new design;

FIG. 2 is a rear elevational view thereof;


FIG. 3 is a top plan view thereof;

FIG. 4 is a bottom plan view thereof;


FIG. 5 is a left side elevational view thereof;

FIG. 6 is a right side elevational view thereof; and


FIG. 7 is a perspective view thereof.



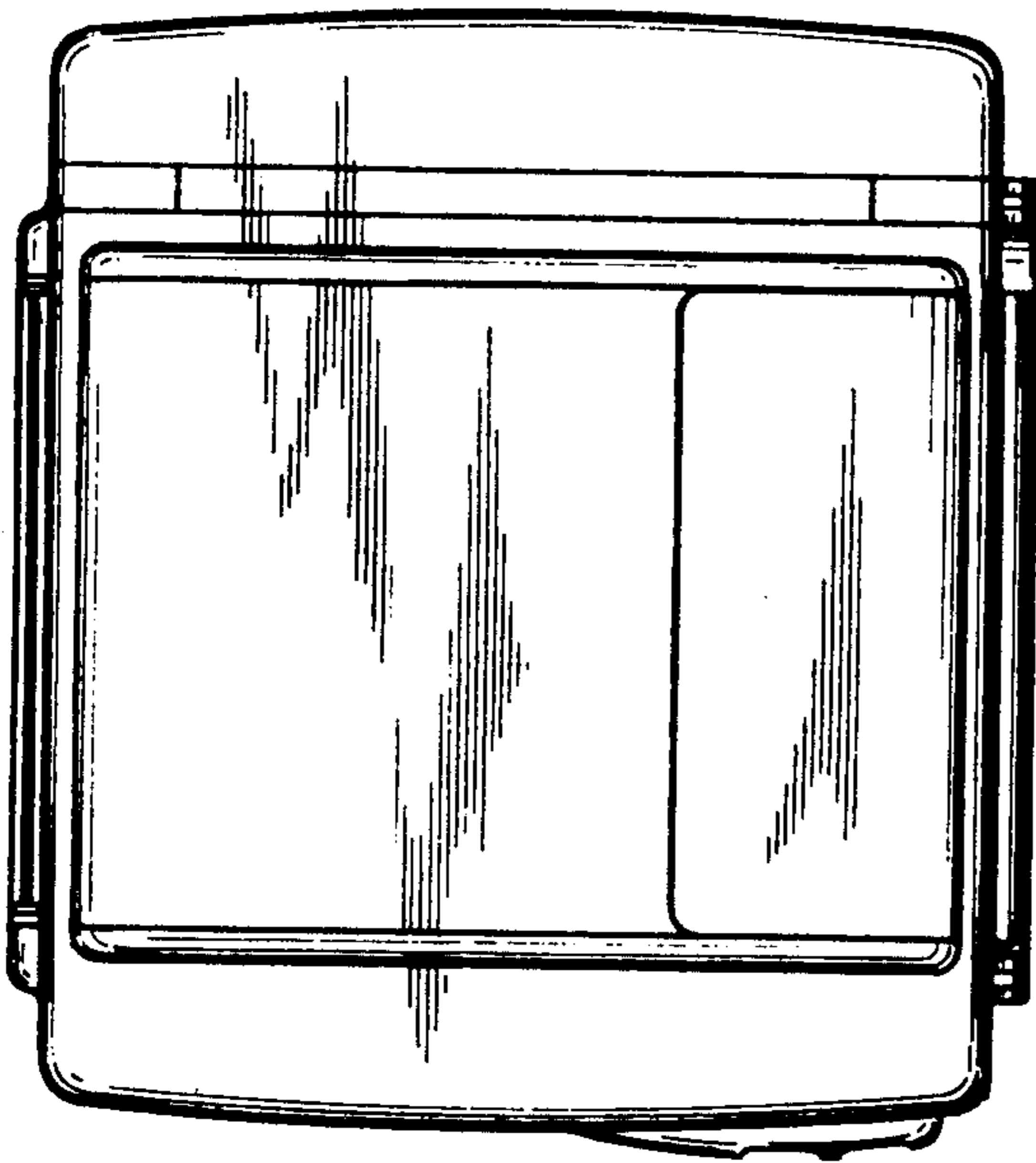
*FIG. 1*



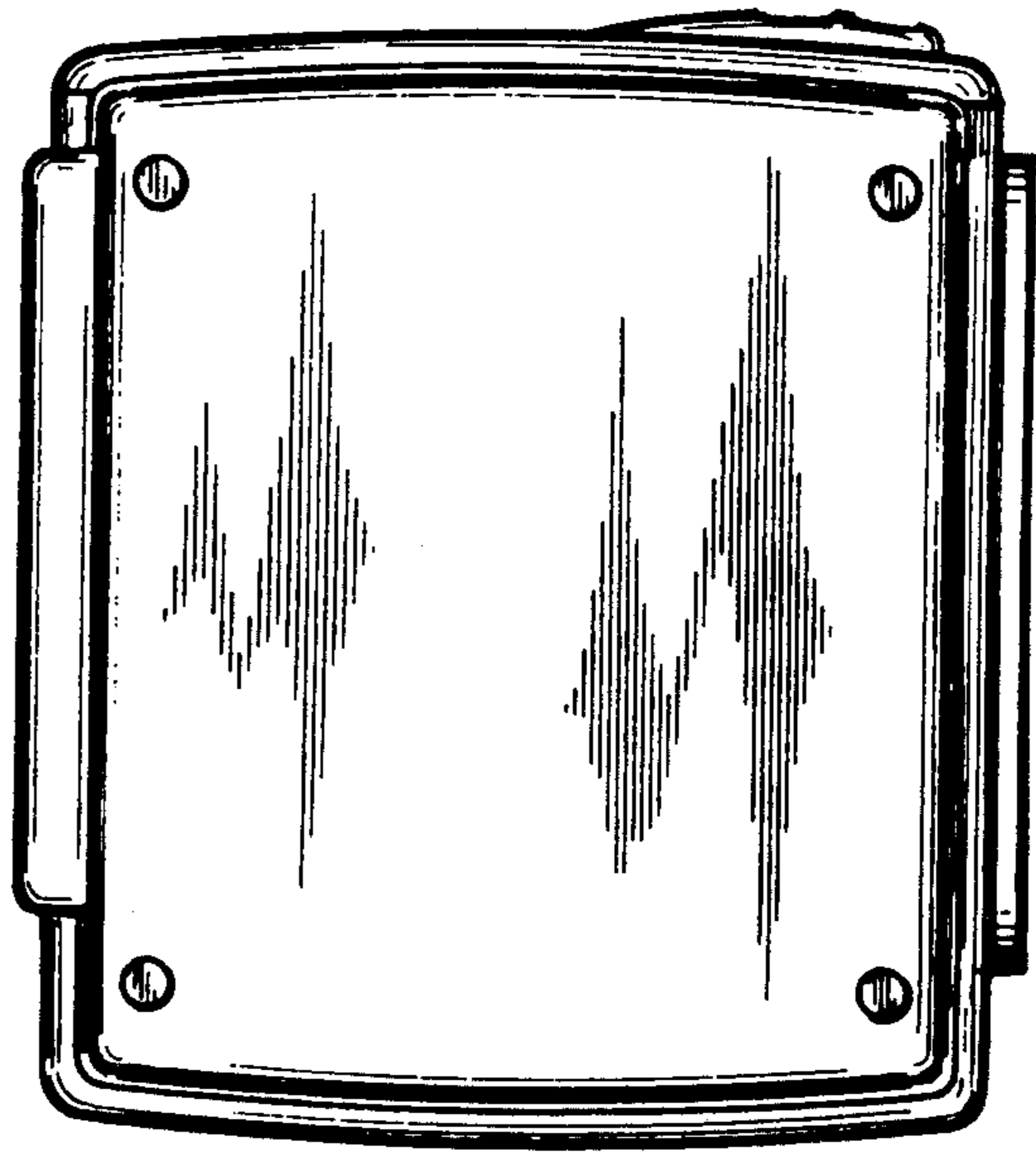
*FIG. 2*



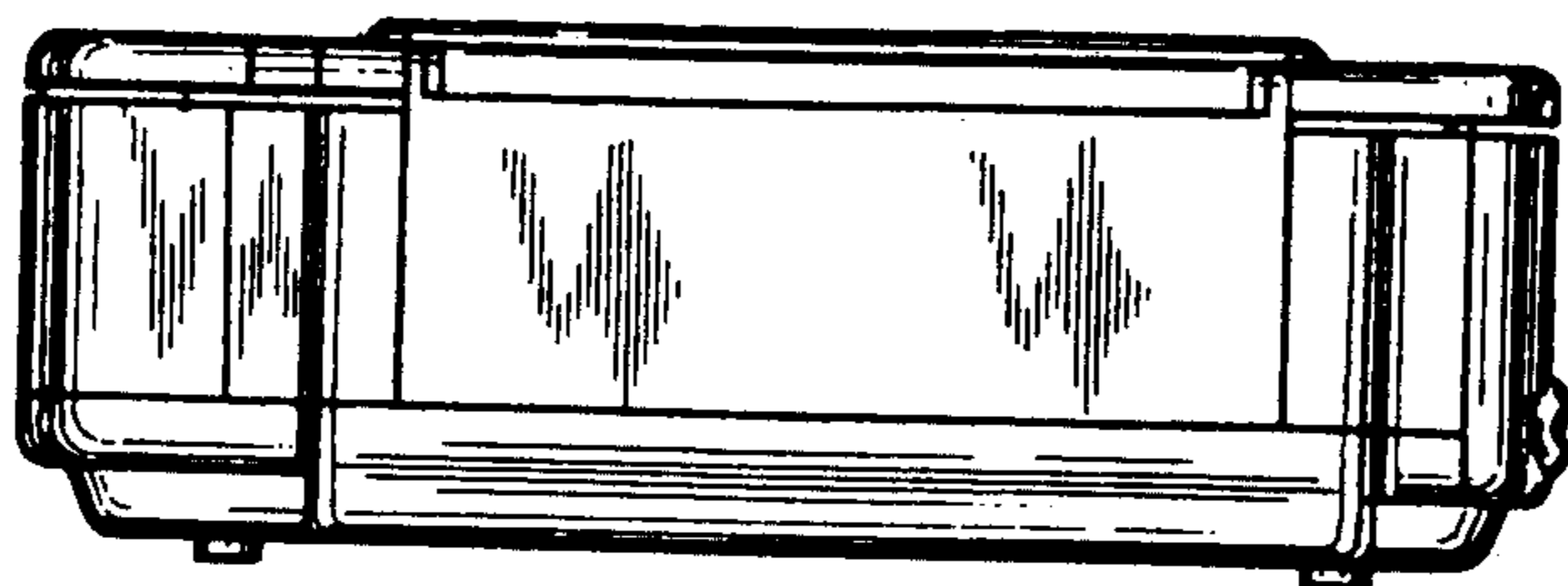
*FIG. 3*




*FIG. 4*



*FIG. 5*



*FIG. 6*



*FIG. 7*

