

- [54] **ELECTRONIC SAXHORN**
[75] **Inventor: Tatsuo Katsuhara, Hachioji, Japan**
[73] **Assignee: Casio Computer Co., Ltd., Tokyo, Japan**
[**] **Term: 14 Years**
[21] **Appl. No.: 629,463**
[22] **Filed: Dec. 18, 1990**

Related U.S. Application Data

- [62] **Division of Ser. No. 182,052, Apr. 14, 1988.**

[30] **Foreign Application Priority Data**

- Oct. 14, 1987 [JP] Japan 62-42008
Apr. 13, 1988 [JP] Japan 63-14973
[52] **U.S. Cl. D17/10**
[58] **Field of Search D17/10-13;**
84/385 R, 653, 658, 659, 723-733, 742

[56] **References Cited**

U.S. PATENT DOCUMENTS

- D. 103,025 2/1937 Loomis D17/10
D. 145,891 11/1946 Gillespie D17/10
1,605,101 11/1926 Dreves 84/385 R
1,791,299 2/1931 Bernard 84/385 R

- 4,342,244 8/1982 Perkins 84/723
4,479,413 10/1984 Novo 84/329

FOREIGN PATENT DOCUMENTS

- 3627901 2/1988 Fed. Rep. of Germany 84/385 R

OTHER PUBLICATIONS

Targ & Dinner catalog, 1970, p. 154 (Dolnet Alto Saxophone).
HFD publication, Jan. 4, 1988, p. 188.

Primary Examiner—Bernard Ansher
Assistant Examiner—Adir Aronovich
Attorney, Agent, or Firm—Frishauf, Holtz, Goodman & Woodward

[57] **CLAIM**

The ornamental design for an electronic saxhorn, as shown.

DESCRIPTION

FIG. 1 is a front elevational view of an electronic saxhorn showing my new design;
FIG. 2 is a top plan view thereof;
FIG. 3 is a right side elevational view thereof;
FIG. 4 is a left side elevational view thereof;
FIG. 5 is a bottom plan elevational view thereof; and
FIG. 6 is a rear elevational view thereof.

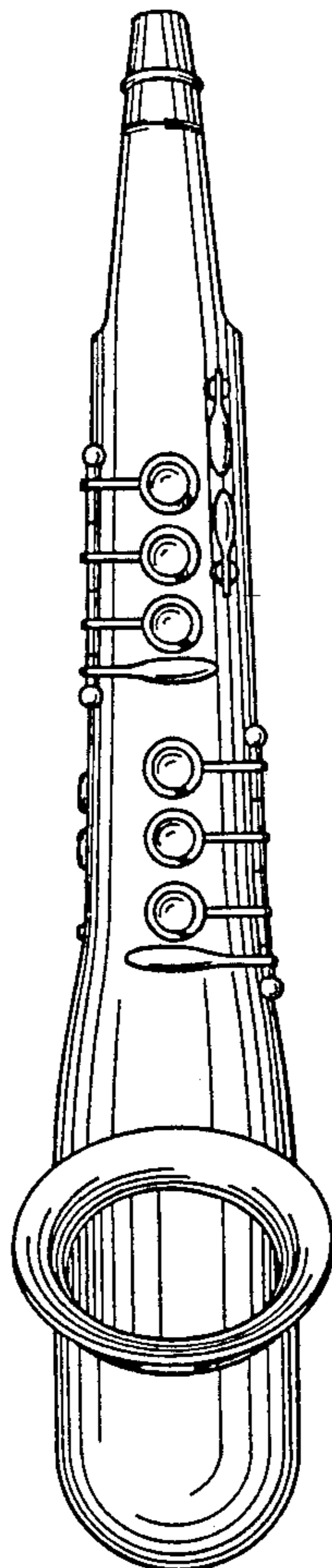


Fig. 1

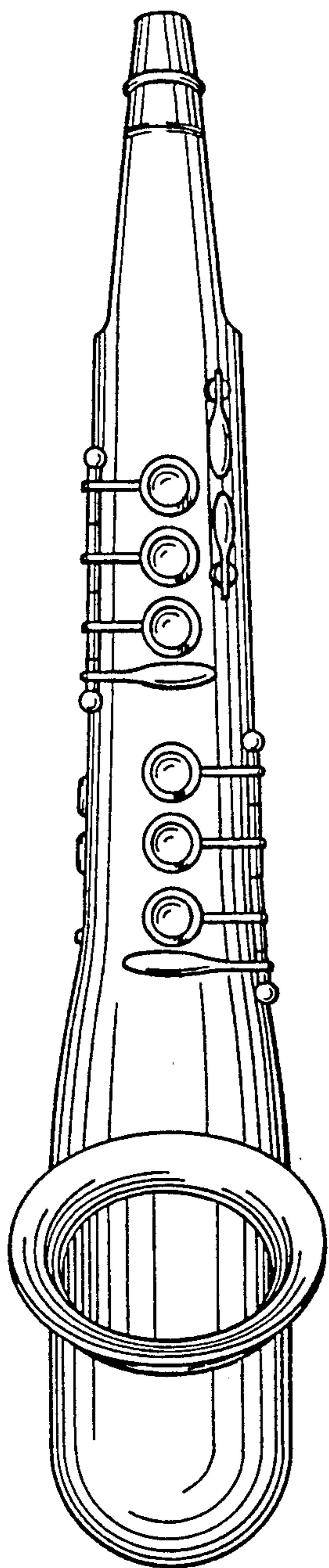


Fig. 3

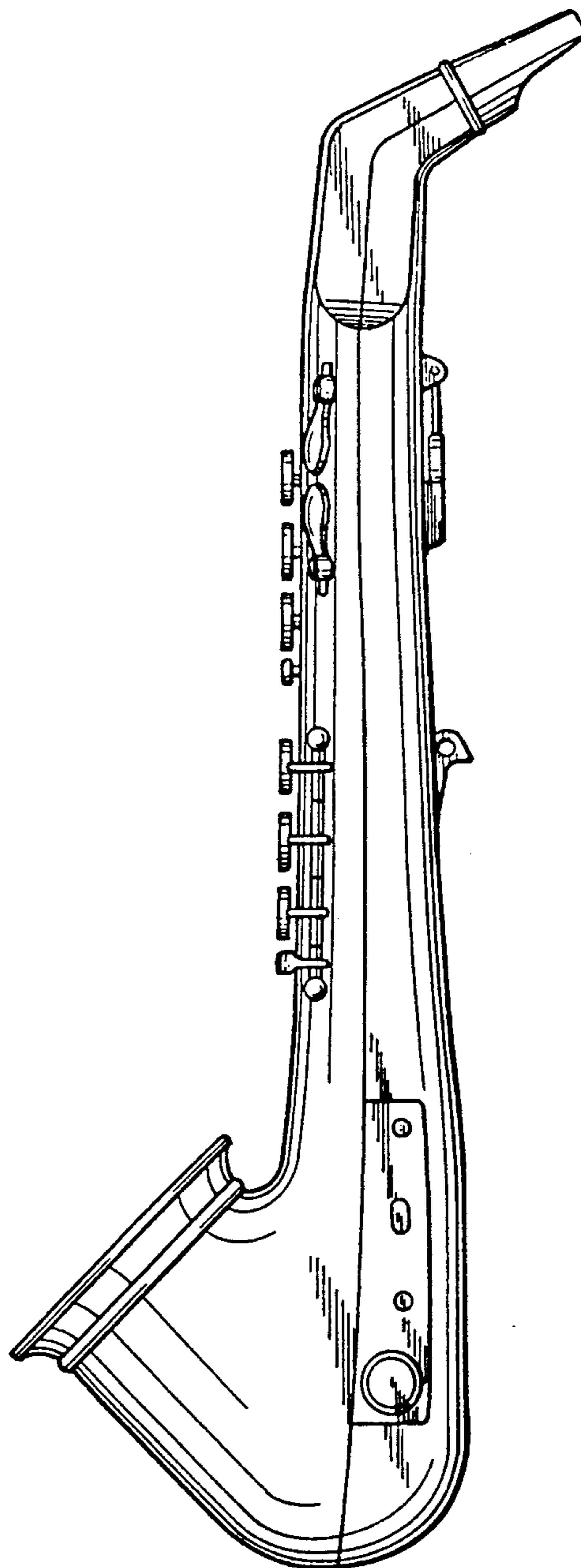


Fig. 2

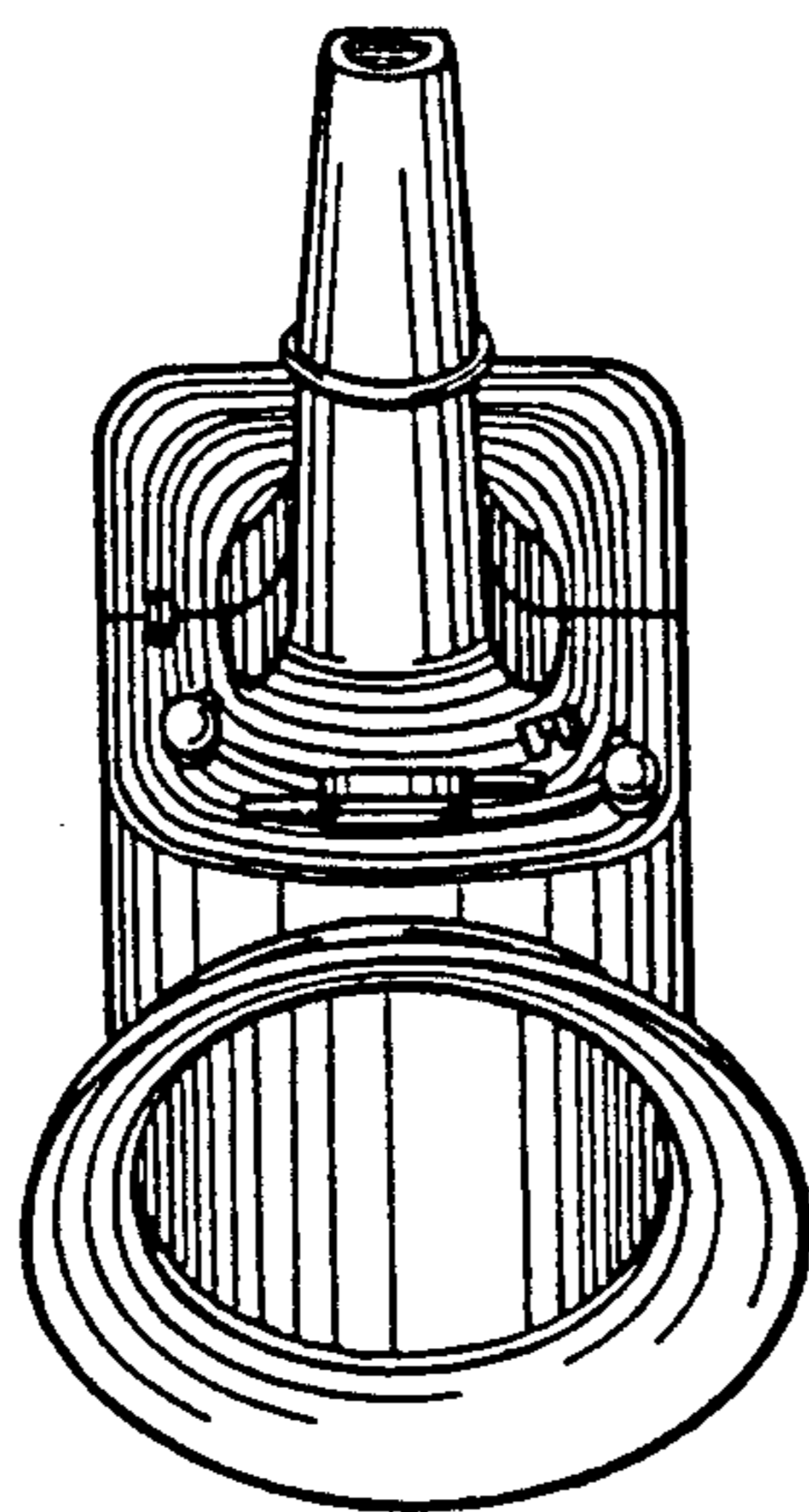


Fig. 6

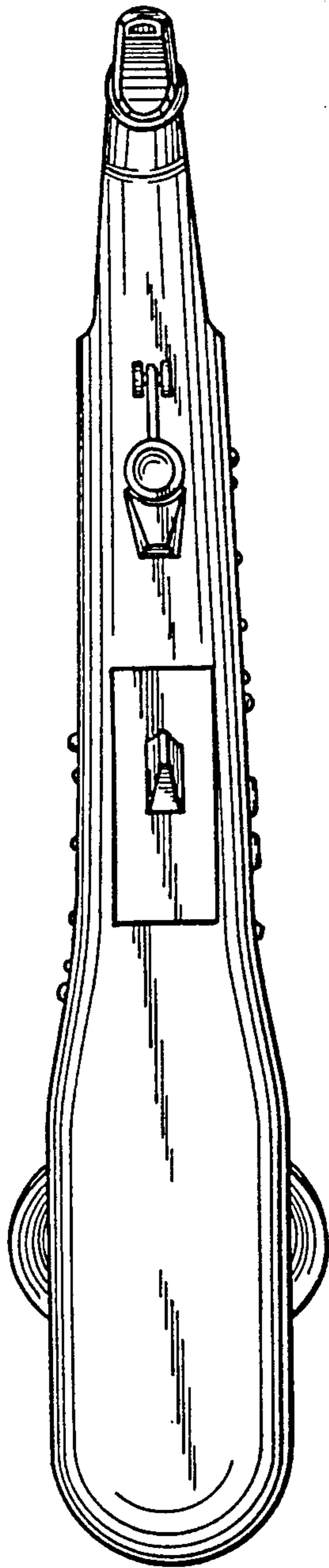


Fig. 4

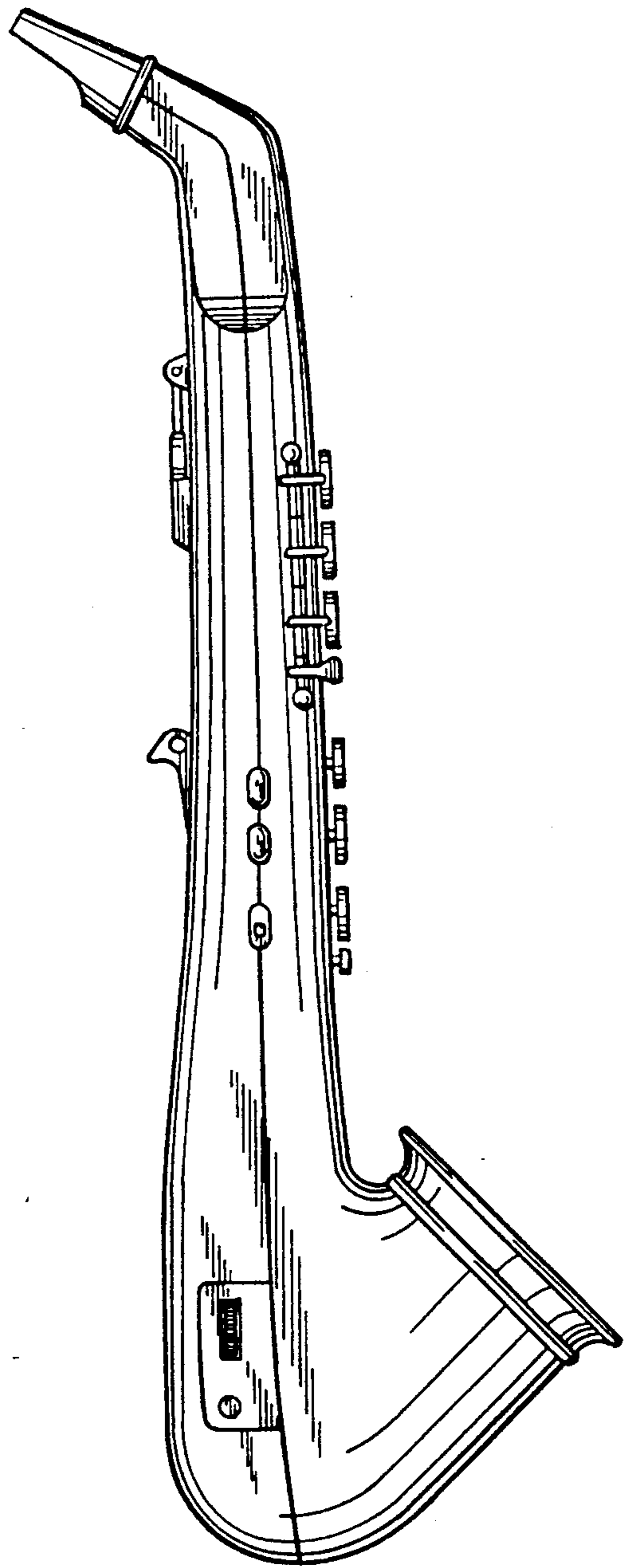


Fig. 5

