

United States Patent [19]

Conversano et al.

[11] Patent Number: **Des. 320,981**

[45] Date of Patent: **** Oct. 22, 1991**

[54] **HAND HELD SCANNER**

[75] Inventors: **Giuseppe R. Conversano; David G. Mateer**, both of Boulder, Colo.

[73] Assignee: **Soricon Corporation**, Boulder, Colo.

[**] Term: **14 Years**

[21] Appl. No.: **438,156**

[22] Filed: **Nov. 16, 1989**

[52] U.S. Cl. **D14/116**

[58] Field of Search **D14/100, 105, 107, 114, D14/116; D13/184, 199; D8/99; 235/375, 378, 379, 435, 382-385, 454, 462, 463, 467, 470, 472, 475, 483, 486; 382/58-63; 250/203.1, 216, 566, 568; 354/80, 81, 82; 358/408, 473, 474, 497; 350/3.71, 3.86; 355/75, 200, 218, 230, 231, 233; D18/36**

[56] **References Cited**

U.S. PATENT DOCUMENTS

D. 240,606 7/1976 Koenig D14/116
D. 288,337 2/1987 Sloan D14/116 X

D. 310,475 9/1990 Weimann D8/99
4,335,303 6/1982 Call 235/454 X
4,578,865 4/1986 Keller D8/99 X
4,604,065 8/1986 Frazer et al. 235/472 X
4,818,847 4/1989 Hara et al. 250/566 X

FOREIGN PATENT DOCUMENTS

538465 10/1983 Japan D14/116

Primary Examiner—Wallace R. Burke

Assistant Examiner—Freda S. Nunn

Attorney, Agent, or Firm—Rosen, Dainow & Jacobs

[57] CLAIM

The ornamental design for a hand held scanner, as shown.

DESCRIPTION

FIG. 1 is a top, front, right side perspective view of a hand held scanner showing our new design;
FIG. 2 is a left side elevational view thereof;
FIG. 3 is a top plan view thereof;
FIG. 4 is a bottom plan view thereof;
FIG. 5 is a front elevational view thereof;
FIG. 6 is a rear elevational view thereof.

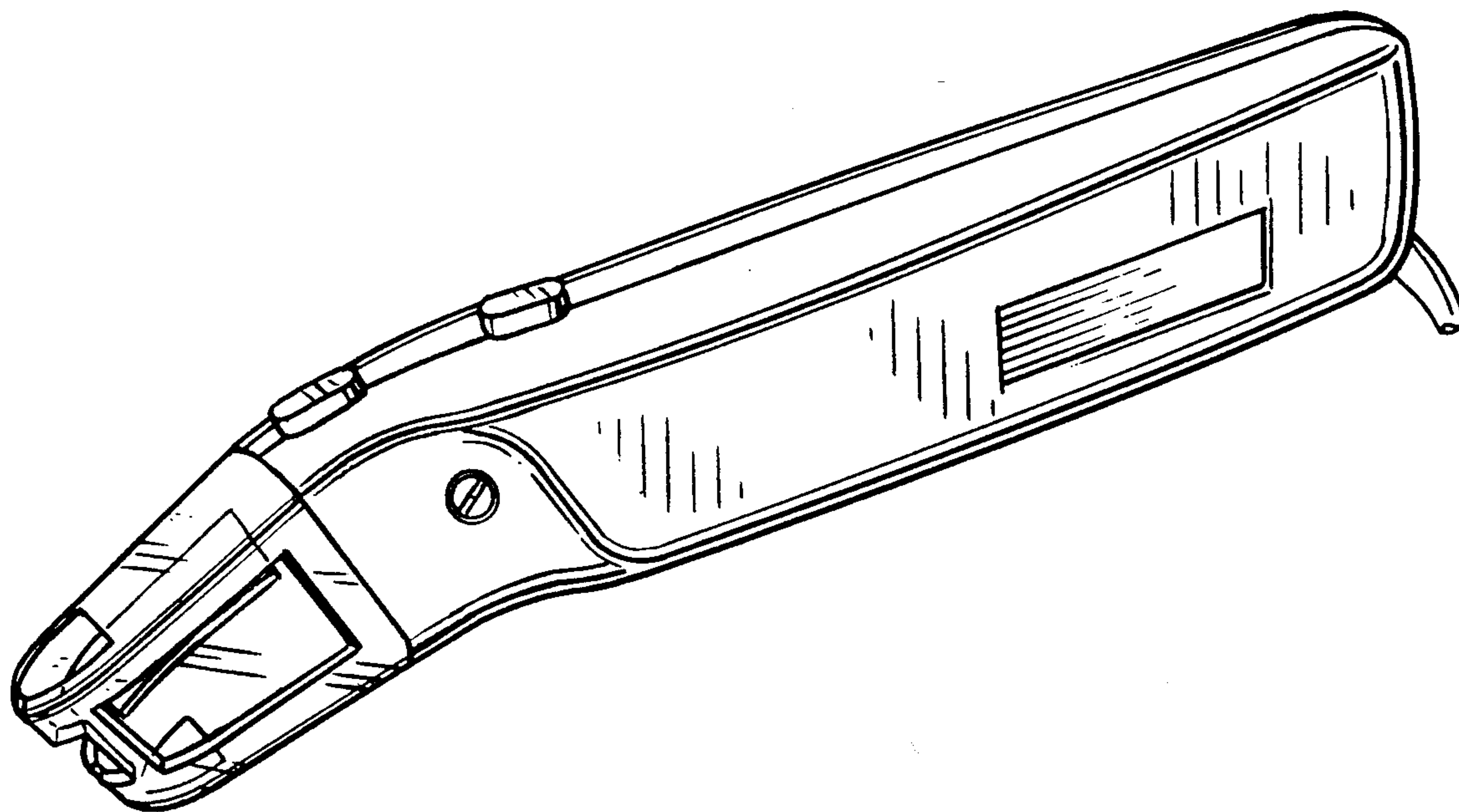


Fig. 1.

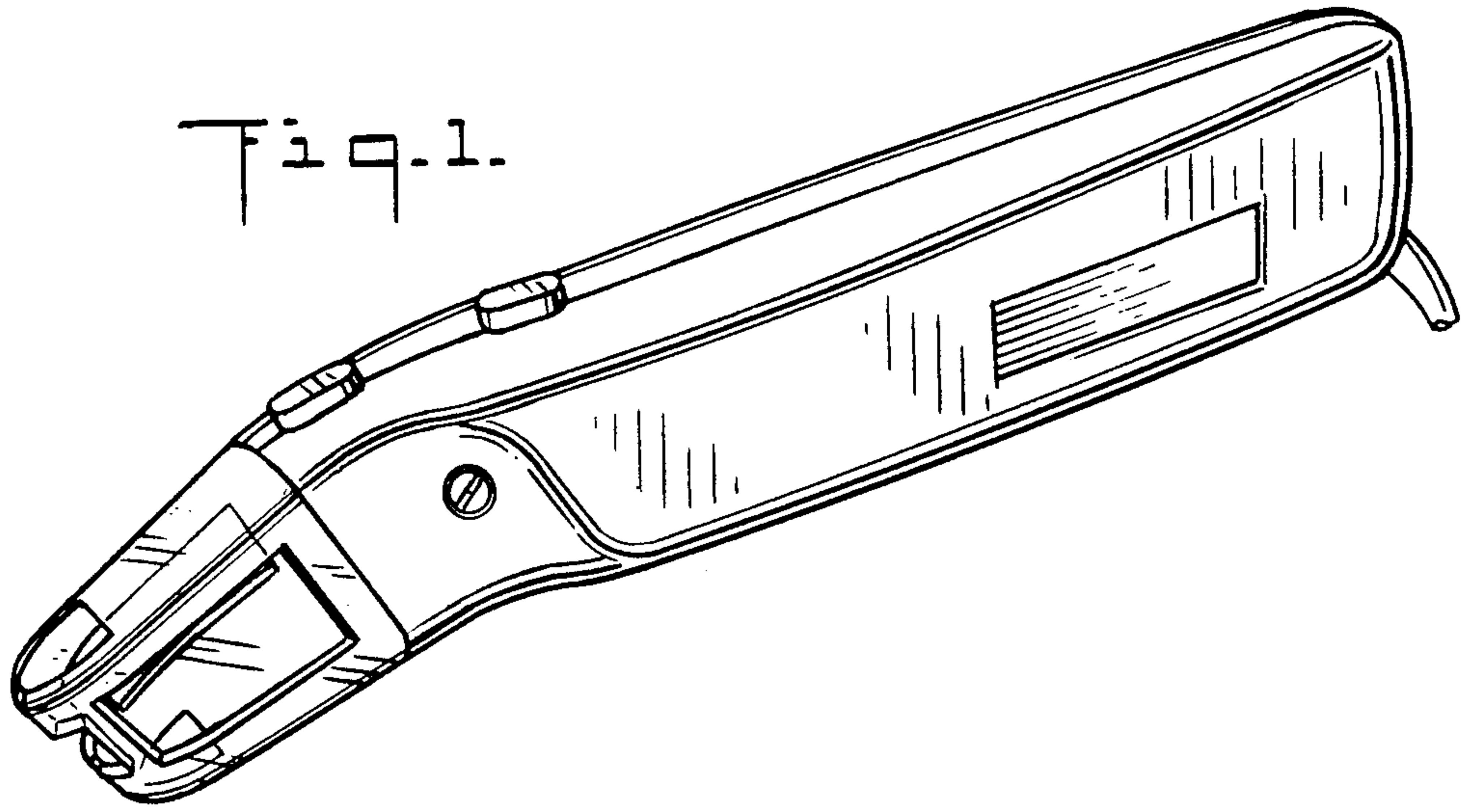


Fig. 2.

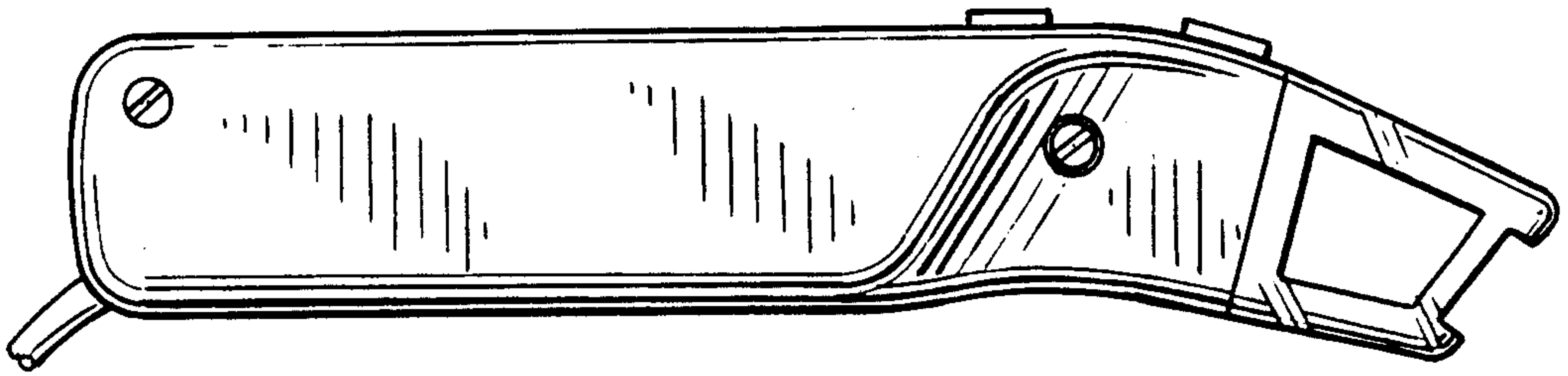


Fig. 3.

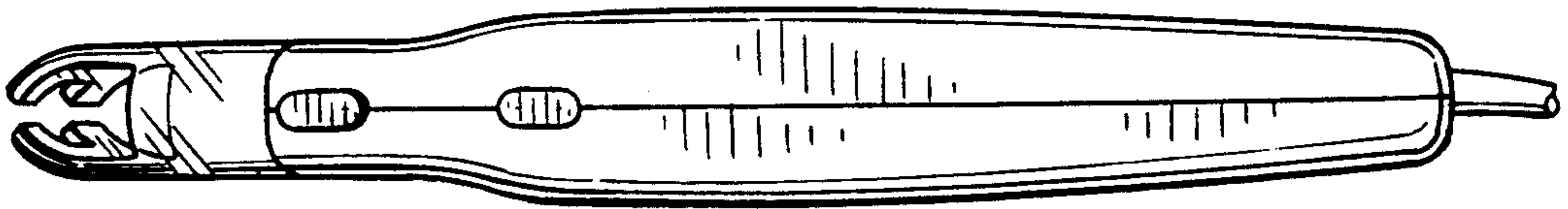


Fig. 4.




Fig. 5.

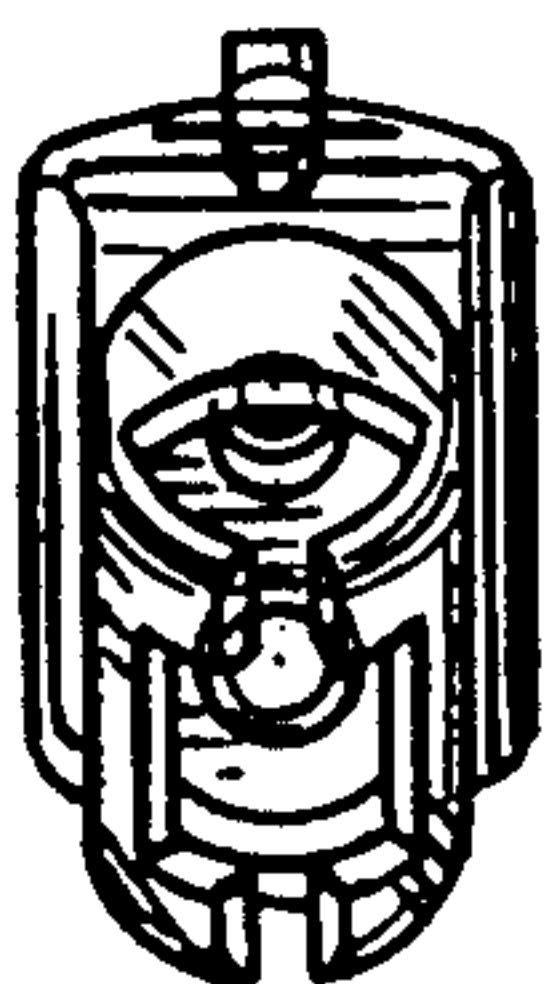


Fig. 6.

