

- [54] TIRE TREAD AND BUTTRESS
- [75] Inventors: Frederick W. Miller, Akron; Jay K. Lawrence, Uniontown; William M. Hopkins, Hudson, all of Ohio
- [73] Assignee: The Goodyear Tire & Rubber Company, Akron, Ohio
- [**] Term: 14 Years
- [21] Appl. No.: 484,732
- [22] Filed: Feb. 21, 1990
- [52] U.S. Cl. D12/147
- [58] Field of Search D12/141-143, D12/145-151; 152/209 R, 209 A, 209 B, 209 D

4,383,568	5/1983	Pieper	152/209 R
4,481,991	11/1984	Pieper	152/209 R
4,619,300	10/1986	Tokunaga et al.	152/209 R
4,649,975	3/1987	Kogure et al.	152/209 R
4,676,290	6/1987	Tansey et al.	152/209 R
4,702,292	10/1987	Brayer	152/209 D

Primary Examiner—James M. Gandy
 Attorney, Agent, or Firm—T. P. Lewandowski; L. R. Drayer

[56] **References Cited**
 U.S. PATENT DOCUMENTS

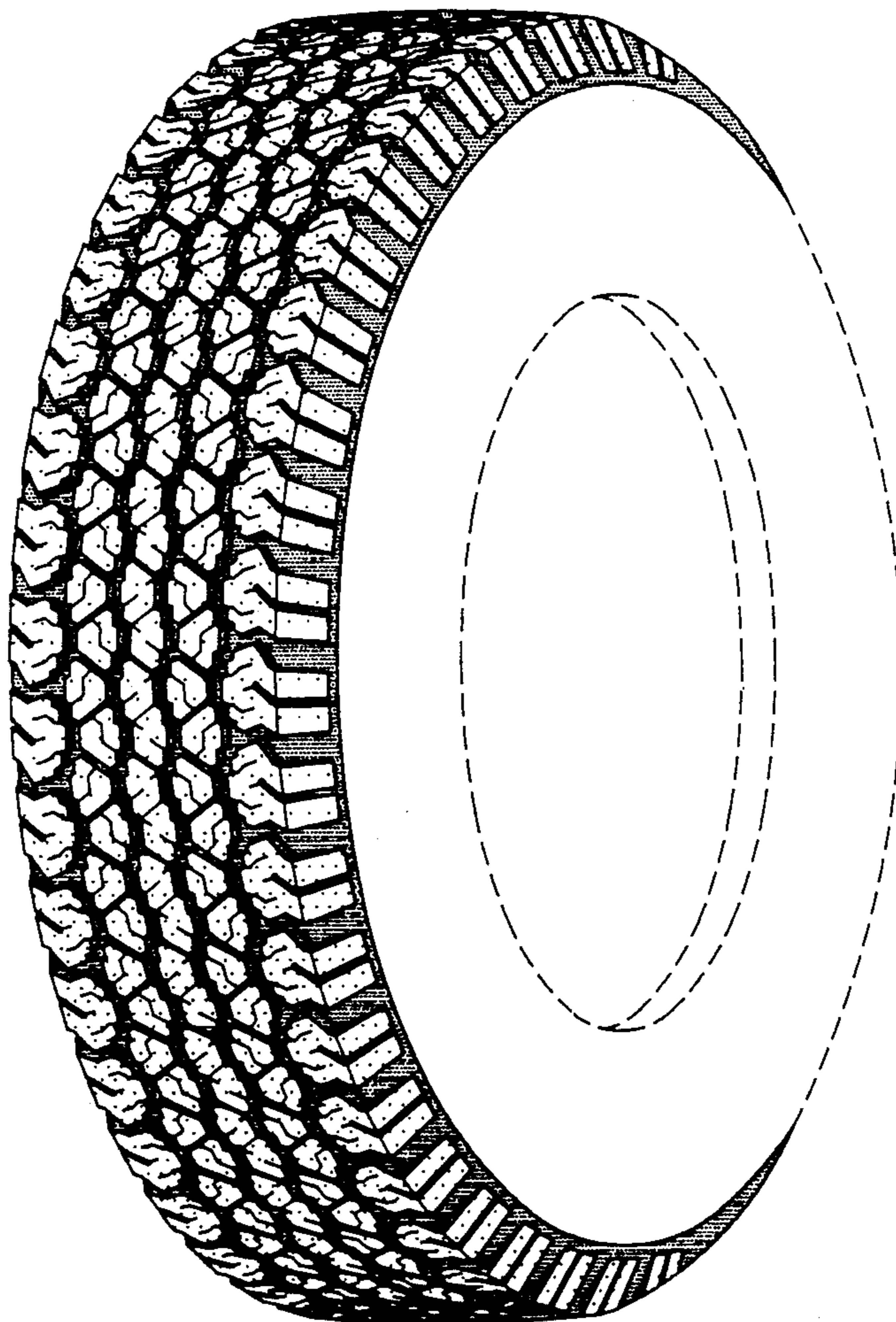
D. 267,938	2/1983	Grenie	D12/147
D. 287,351	12/1986	Cain	D12/147
D. 288,548	3/1987	Kojima et al.	D12/147
D. 292,085	9/1987	Hatakenaka	D12/147
D. 299,329	1/1989	Wallet et al.	D12/146
D. 299,712	2/1989	Slagh	D12/147
D. 303,945	10/1989	Tsuda et al.	D12/147
3,998,256	12/1976	Verdier	152/209 R

[57] **CLAIM**

The ornamental design for a tire tread and buttress, as shown and described.

DESCRIPTION

FIG. 1 is a perspective view of a tire tread and buttress showing our new design, it being understood that the pattern is repeated throughout the circumference of the tread and buttress, the opposite side being substantially the same as that shown;
 FIG. 2 is a front elevation view thereof; and
 FIG. 3 is a fragmentary side elevation view thereof on a larger scale.
 The broken line showing of environmental structure in FIGS. 1 and 3 of the drawing is for illustrative purposes only and forms no part of the claimed design.



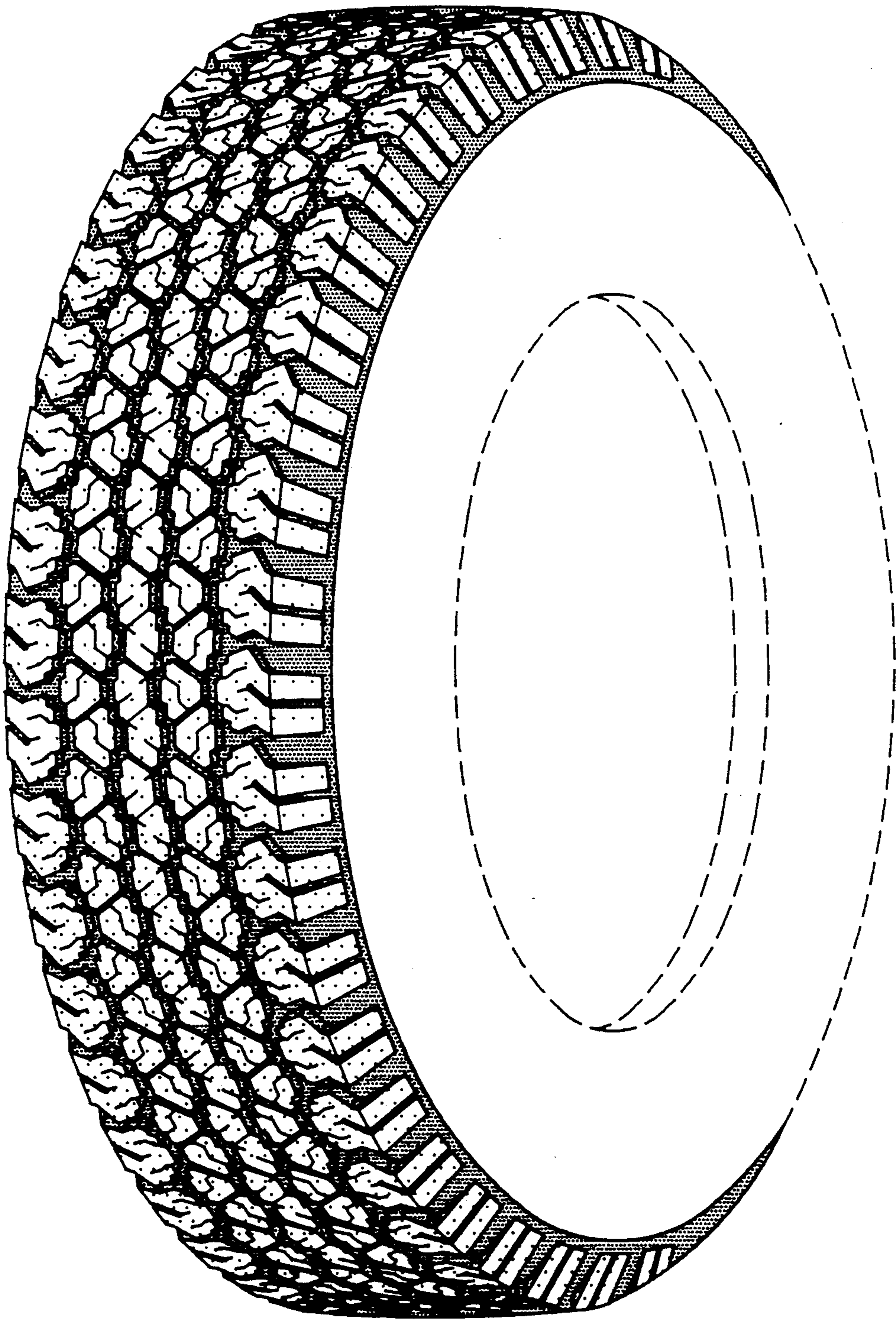


FIG-1




FIG-2

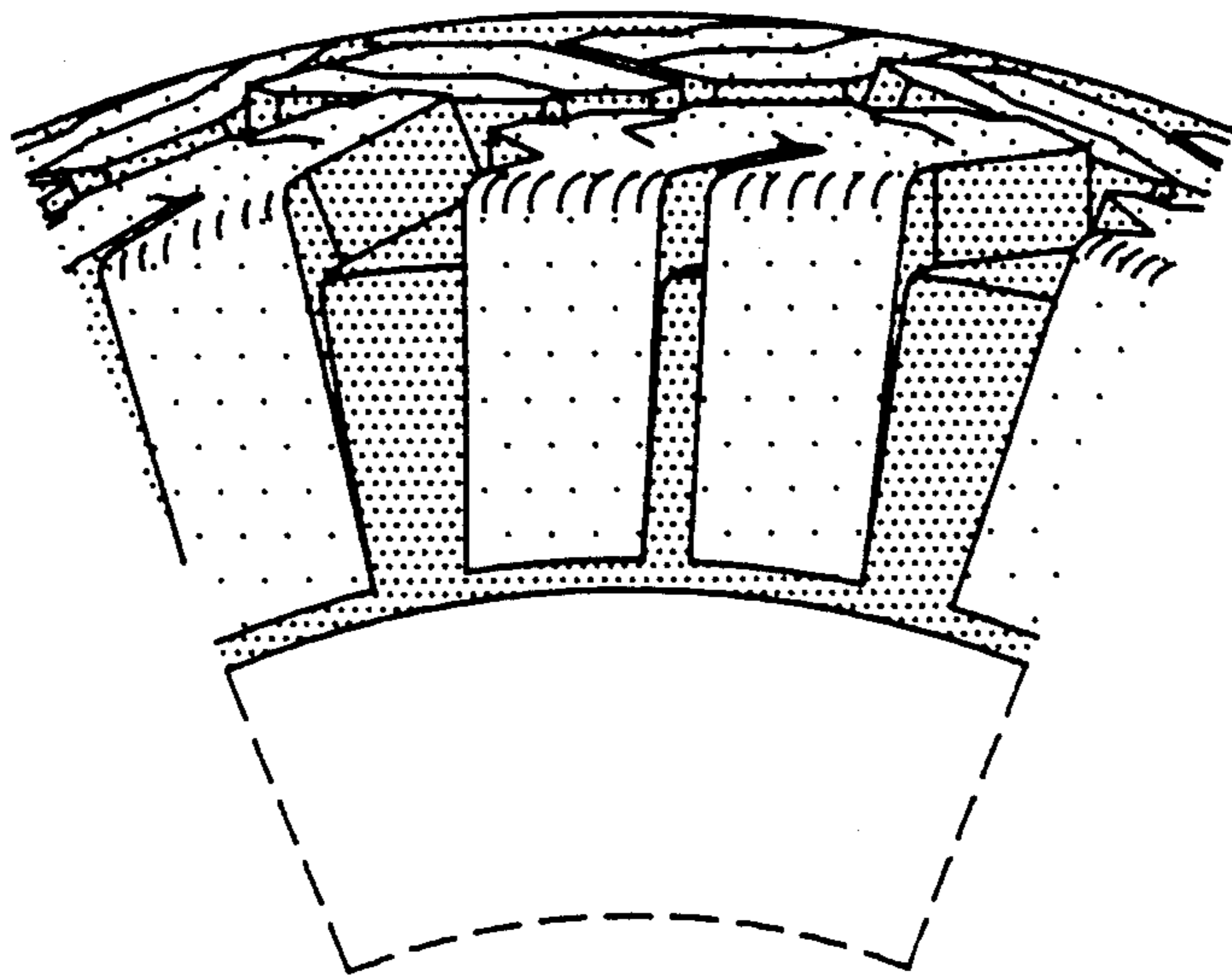


FIG-3