

[54] TIRE TREAD AND BUTTRESS

[75] Inventors: Robert L. Crump, Cumberland, Md.; Ronald T. Harris, Greenspring; Roger R. Riffle, Ridgeley, both of W. Va.

[73] Assignee: The Goodyear Tire & Rubber Company, Akron, Ohio

[**] Term: 14 Years

[21] Appl. No.: 474,890

[22] Filed: Feb. 5, 1990

[52] U.S. Cl. D12/146

[58] Field of Search D12/141-143, D12/145-151; 152/209 R, 209 A, 209 B, 209 D

[56] References Cited

U.S. PATENT DOCUMENTS

D. 253,467	11/1979	Ezura et al.	D12/147
D. 253,644	12/1979	Peron	D12/146
D. 256,907	9/1980	Baus et al.	D12/147
D. 263,459	3/1982	Nilsson et al.	D12/146
D. 269,338	6/1983	Kojima et al.	D12/147
D. 287,840	1/1987	Ono	D12/147

FOREIGN PATENT DOCUMENTS

8003199.8 4/1981 Fed. Rep. of Germany .

OTHER PUBLICATIONS

1989 Tread Design Guide, p. 17, Bridgestone RCOT SF-375 Tire & RD-212 Steel Tire, top left & right side of page respectively.

Primary Examiner—James M. Gandy
Attorney, Agent, or Firm—T. P. Lewandowski; L. R. Drayer

[57] CLAIM

The ornamental design for a tire tread and buttress, as shown and described.

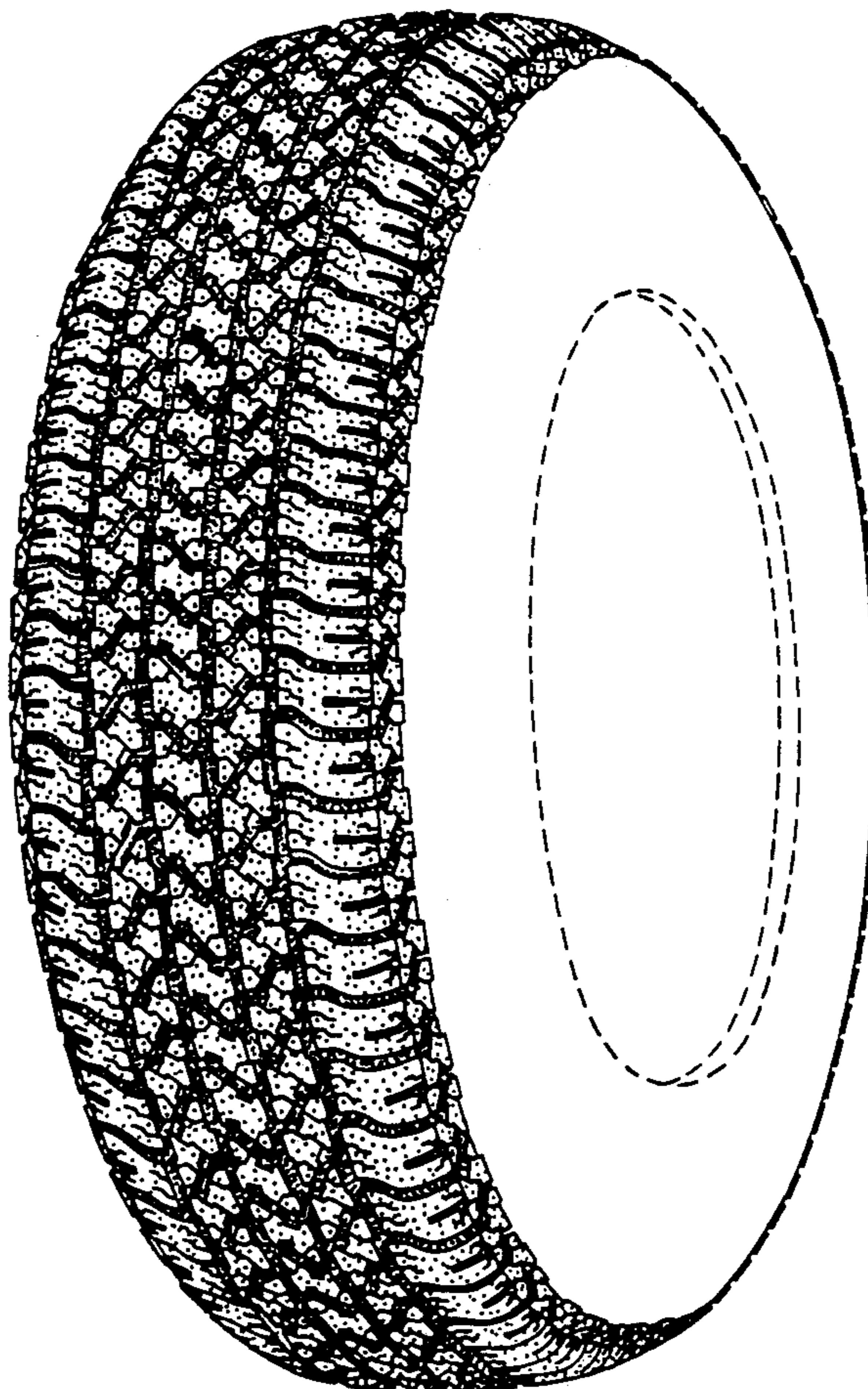
DESCRIPTION

FIG. 1 is a perspective view of a tire tread and buttress showing our new design, it being understood that the pattern is repeated throughout the circumference of the tread and buttress, the opposite side being substantially the same as that shown;

FIG. 2 is a front elevation view thereof;

FIG. 3 is a fragmentary side elevation view thereof.

The broken line showing of environmental structure in FIGS. 1 and 3 of the drawing is for illustrative purposes only and forms no part of the claimed design.



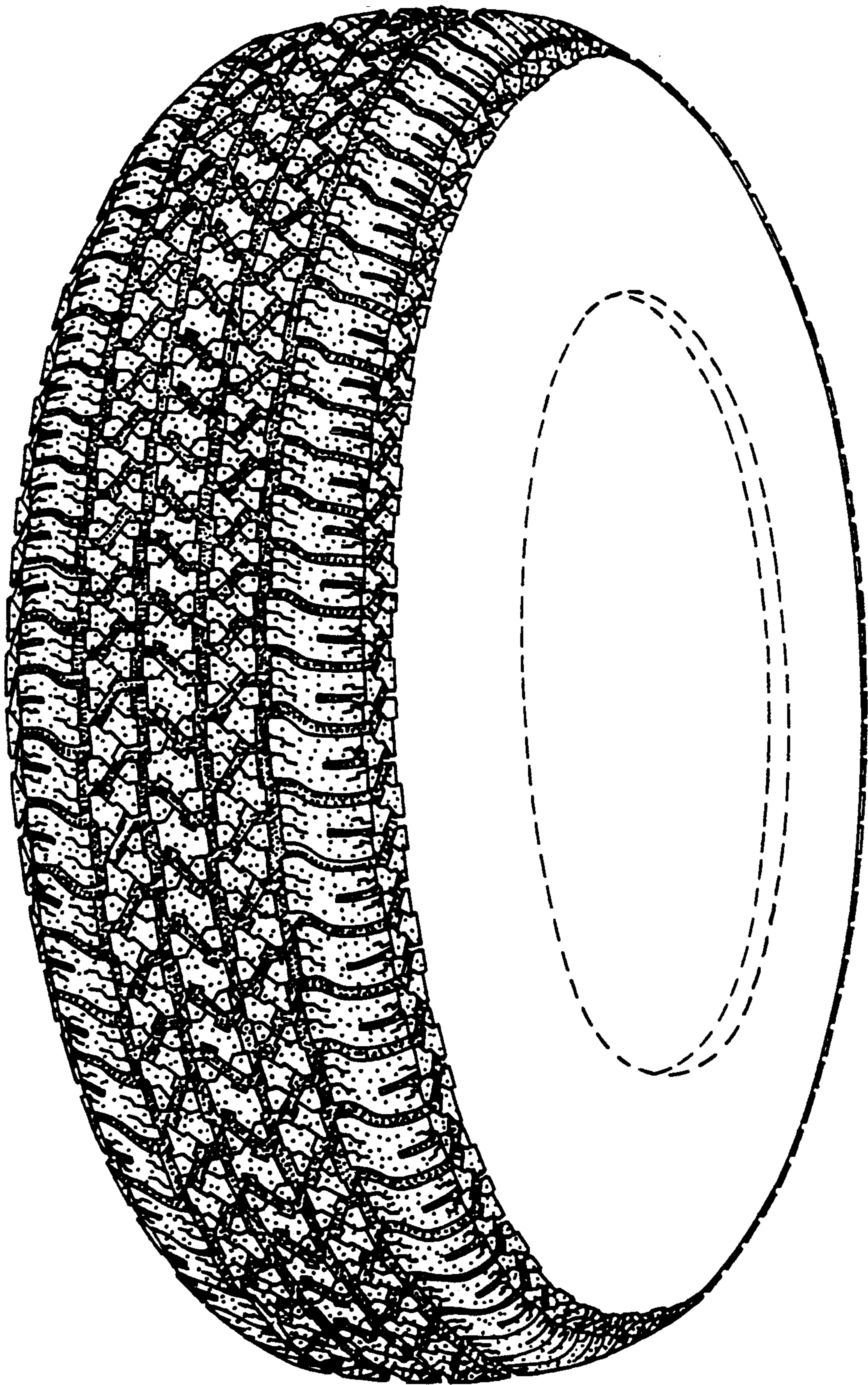


FIG. 1

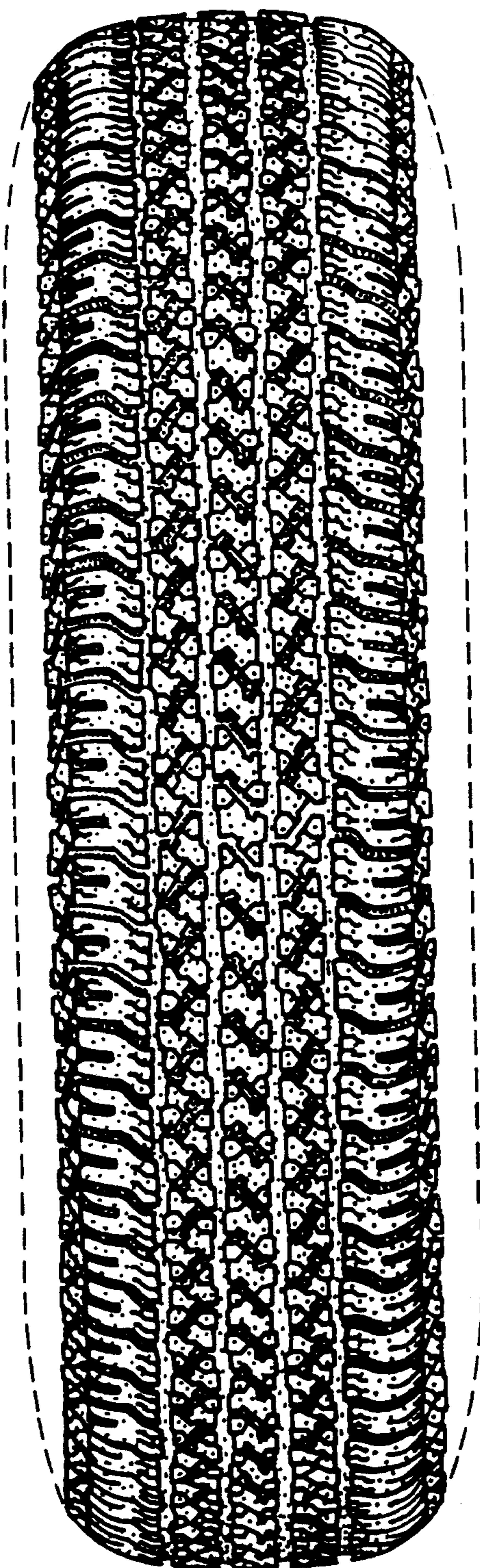


FIG. 2

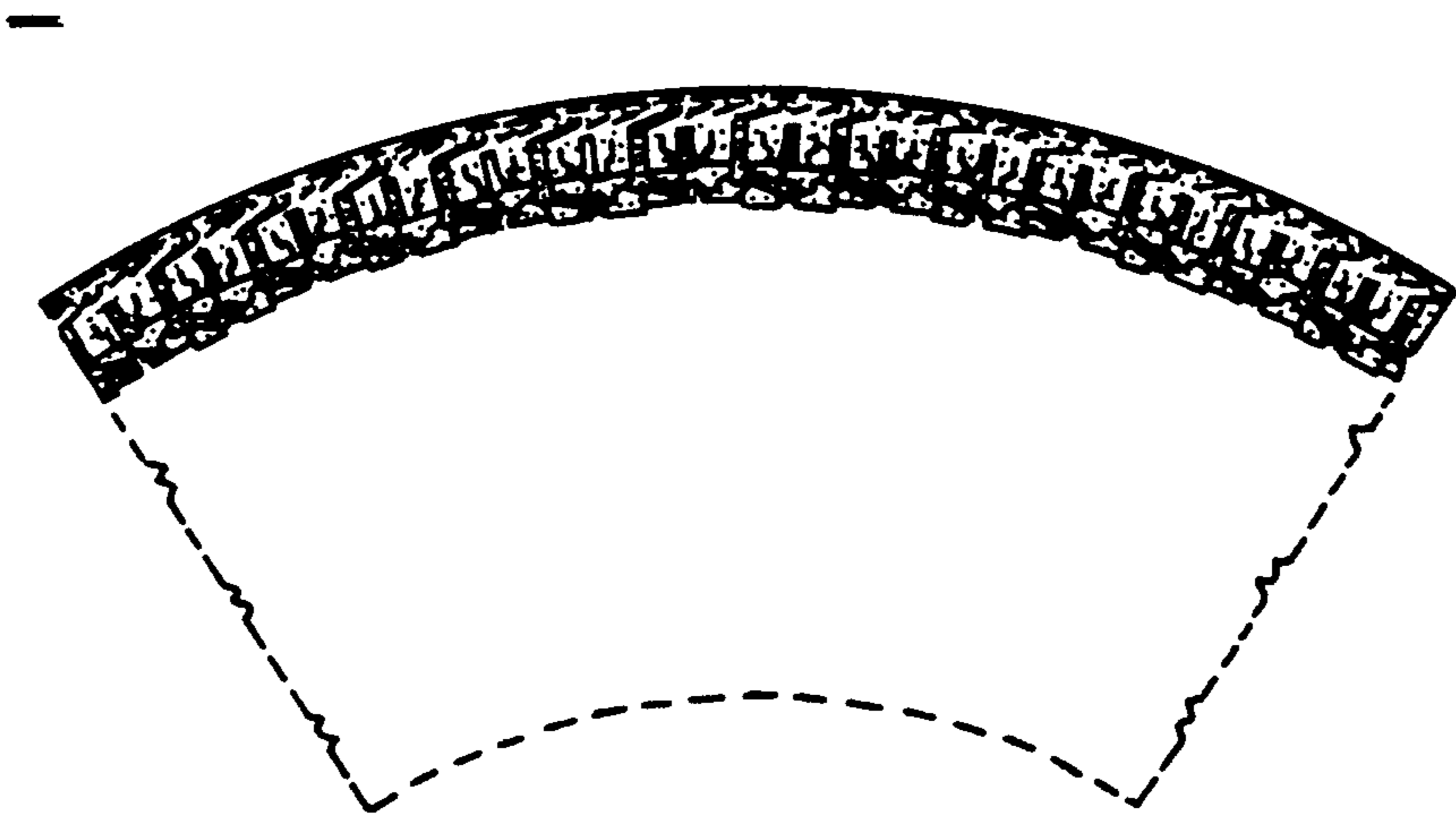


Fig. 3