

[54] PULL TAB FOR SLIDE FASTENER

1,853,635 4/1932 Norton 24/381
2,227,766 1/1941 Sico et al. 24/416

[75] Inventors: Yoshiyuki Horita; Kenji Yuuki, both of Toyama, Japan

Primary Examiner—A. Hugo Word
Assistant Examiner—R. Seifert

[73] Assignee: Yoshida Kogyo K. K., Tokyo, Japan

Attorney, Agent, or Firm—Hill, Van Santen, Steadman & Simpson

[**] Term: 14 Years

[57] CLAIM

[21] Appl. No.: 357,856

The ornamental design for a pull tab for slide fastener, as shown and described.

[22] Filed: May 30, 1989

[52] U.S. Cl. D11/221

[58] Field of Search D11/200, 201, 221, 212,
D11/13, 40-47, 79-80, 85-86, 1-4;
24/381-385, 415-417, 427-431; D20/22;
40/301

DESCRIPTION

FIG. 1 is a front elevational view of a pull tab for slide fastener showing my new design, the opposite side view being identical;

FIG. 2 is a right side elevational view, the opposite side view being identical;

FIG. 3 is a top plan view;

FIG. 4 is a bottom plan view; and

FIG. 5 is a sectional view taken along the lines 5—5 of FIG. 1.

[56] References Cited

U.S. PATENT DOCUMENTS

D. 78,779 6/1929 Nicholson D11/221
D. 127,699 6/1941 Parks D11/44

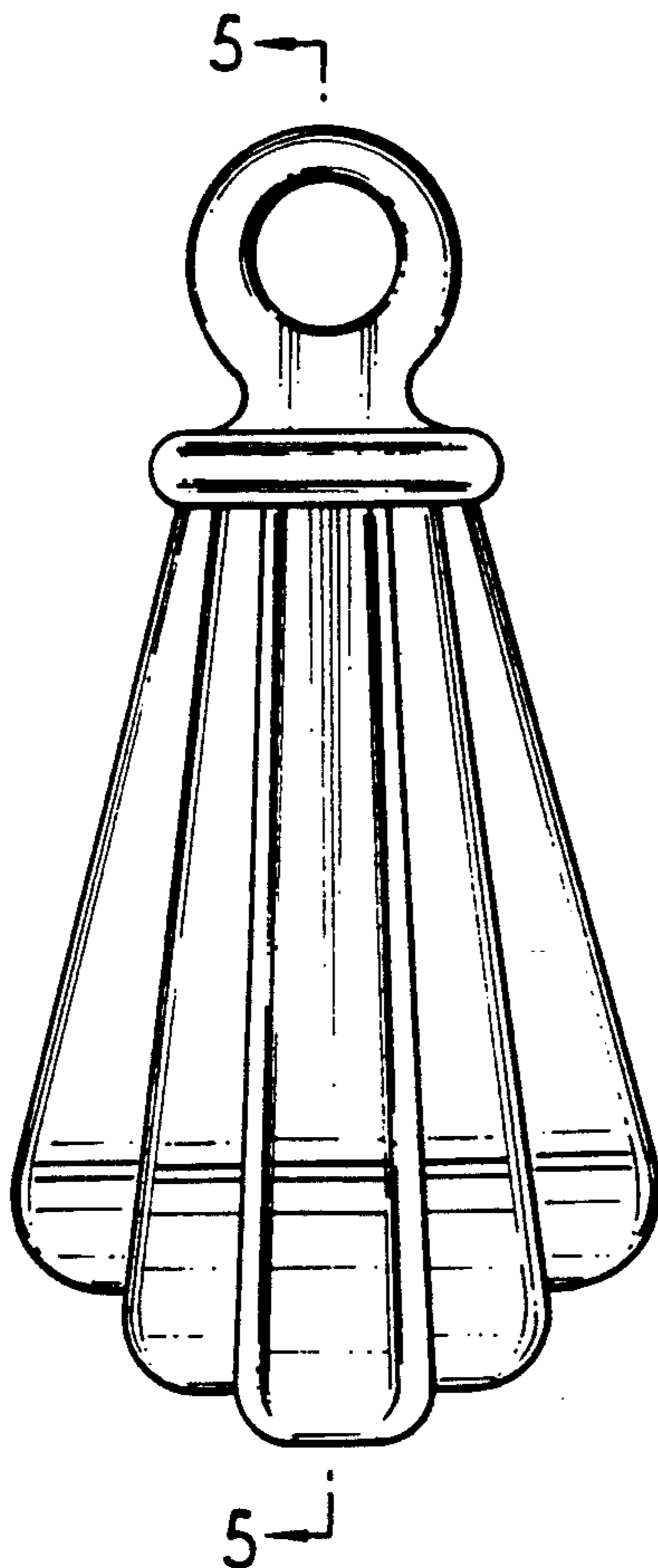


FIG. 1

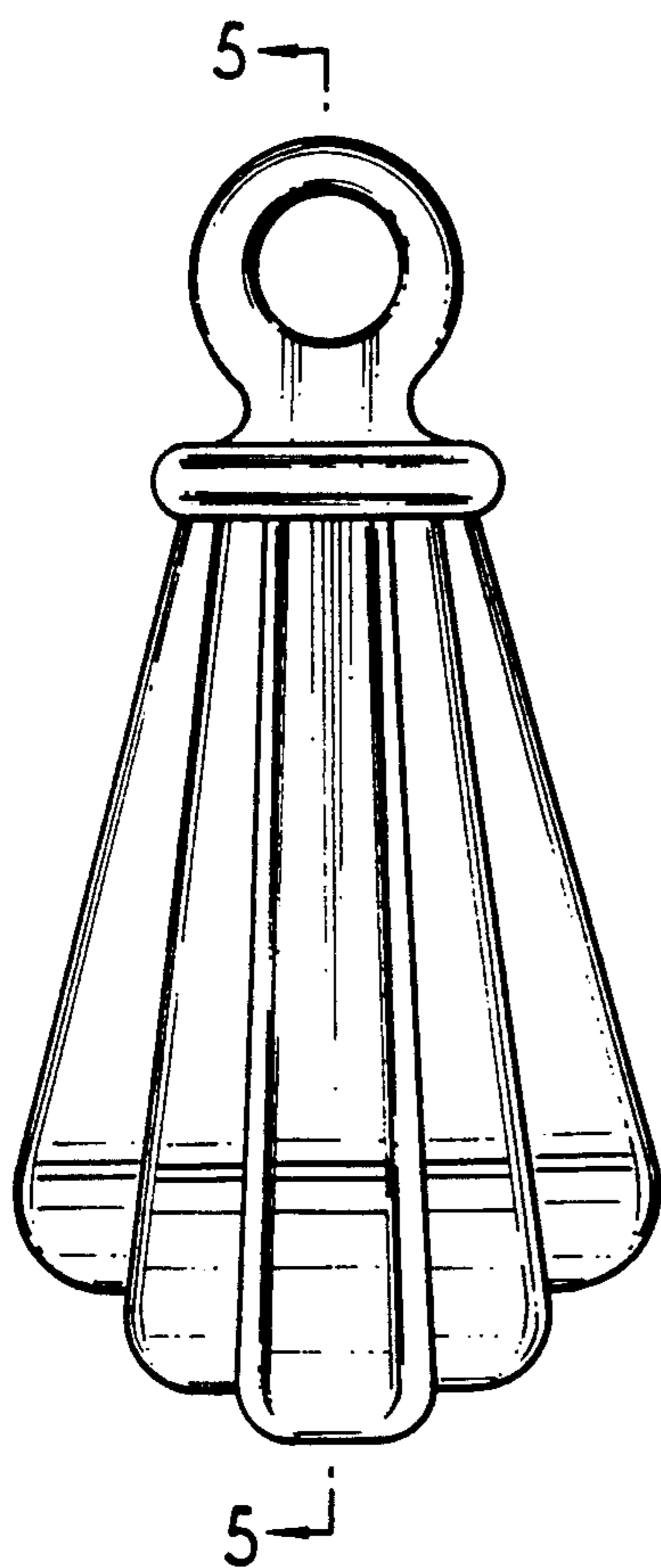


FIG. 2



FIG. 5

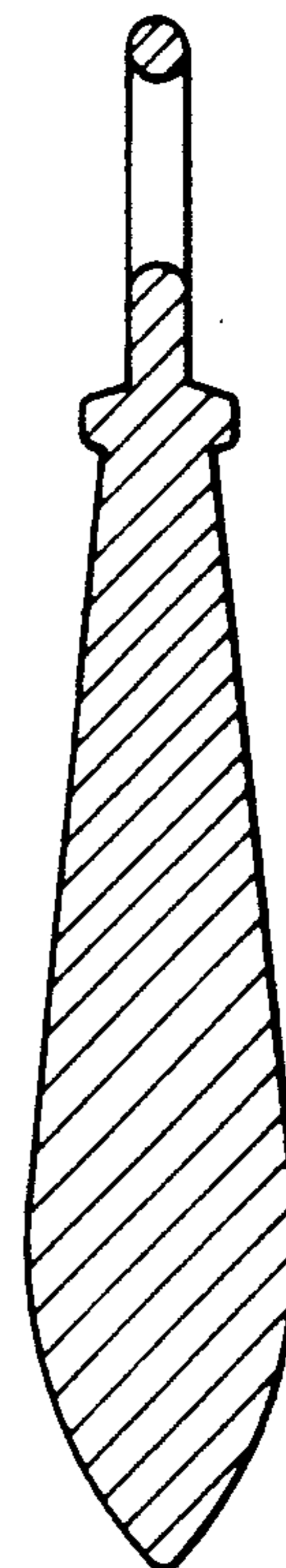


FIG. 3

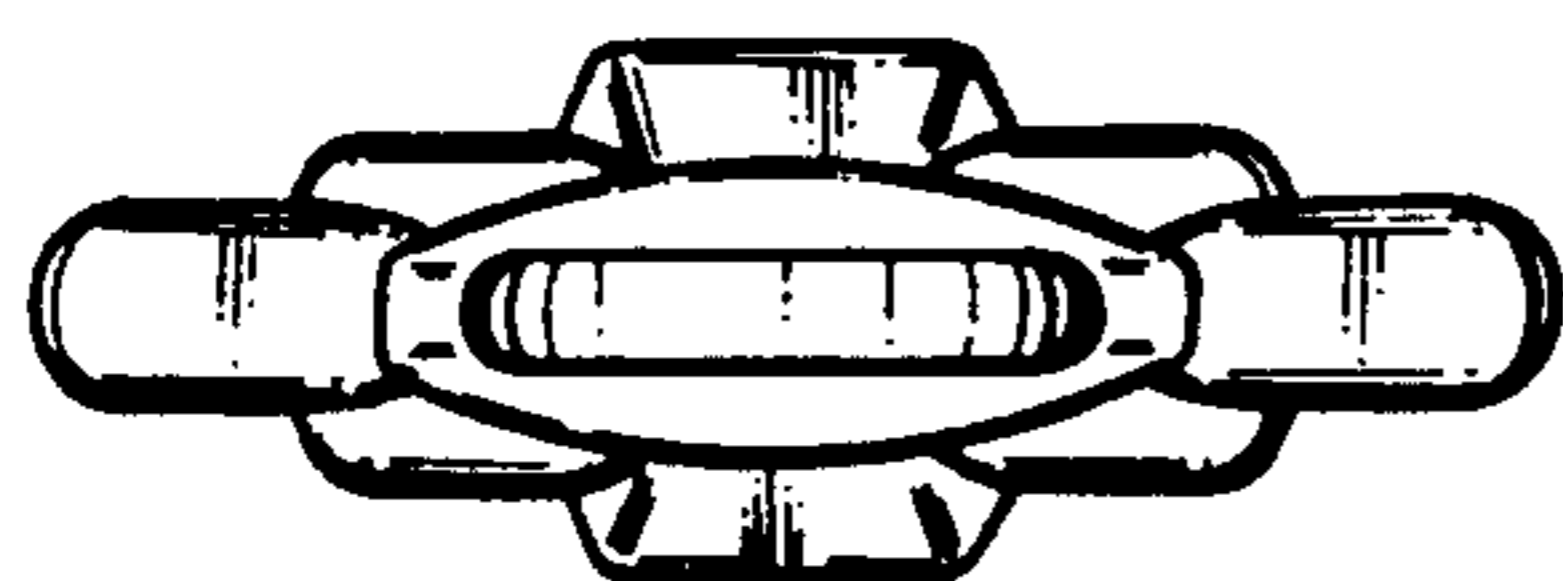


FIG. 4

