

United States Patent [19]

Wada

[11] Patent Number: **Des. 320,944**

[45] Date of Patent: **** Oct. 22, 1991**

[54] **CLOCK**

[75] Inventor: **Mitsuo Wada, Tokyo, Japan**

[73] Assignee: **Seikosha Co., Ltd., Japan**

[**] Term: **14 Years**

[21] Appl. No.: **311,182**

[22] Filed: **Feb. 14, 1989**

[30] **Foreign Application Priority Data**

Aug. 30, 1988 [JP] Japan 63-34249

[52] U.S. Cl. **D10/15; D10/40**

[58] Field of Search **D10/1-40,**
D10/122; 368/82-84, 180-182, 239-242,
276-277, 280-282, 285, 107-113

[56] **References Cited**

U.S. PATENT DOCUMENTS

D. 245,198 7/1977 Terada D10/15 X

D. 245,419 8/1977 Miyamoto D10/15 X

D. 303,771 10/1989 Chan D10/40
D. 315,315 3/1991 Stairs D10/15
4,262,842 4/1981 Grover 368/10

OTHER PUBLICATIONS

Hong Kong Enterprise-11/87-p. 108-Timers.

Primary Examiner—Nelson C. Holtje

Attorney, Agent, or Firm—Bruce L. Adams; Van C. Wilks

[57] **CLAIM**

The ornamental design for a clock, as shown and described.

DESCRIPTION

FIG. 1 is a front elevational view of a clock showing my new design;

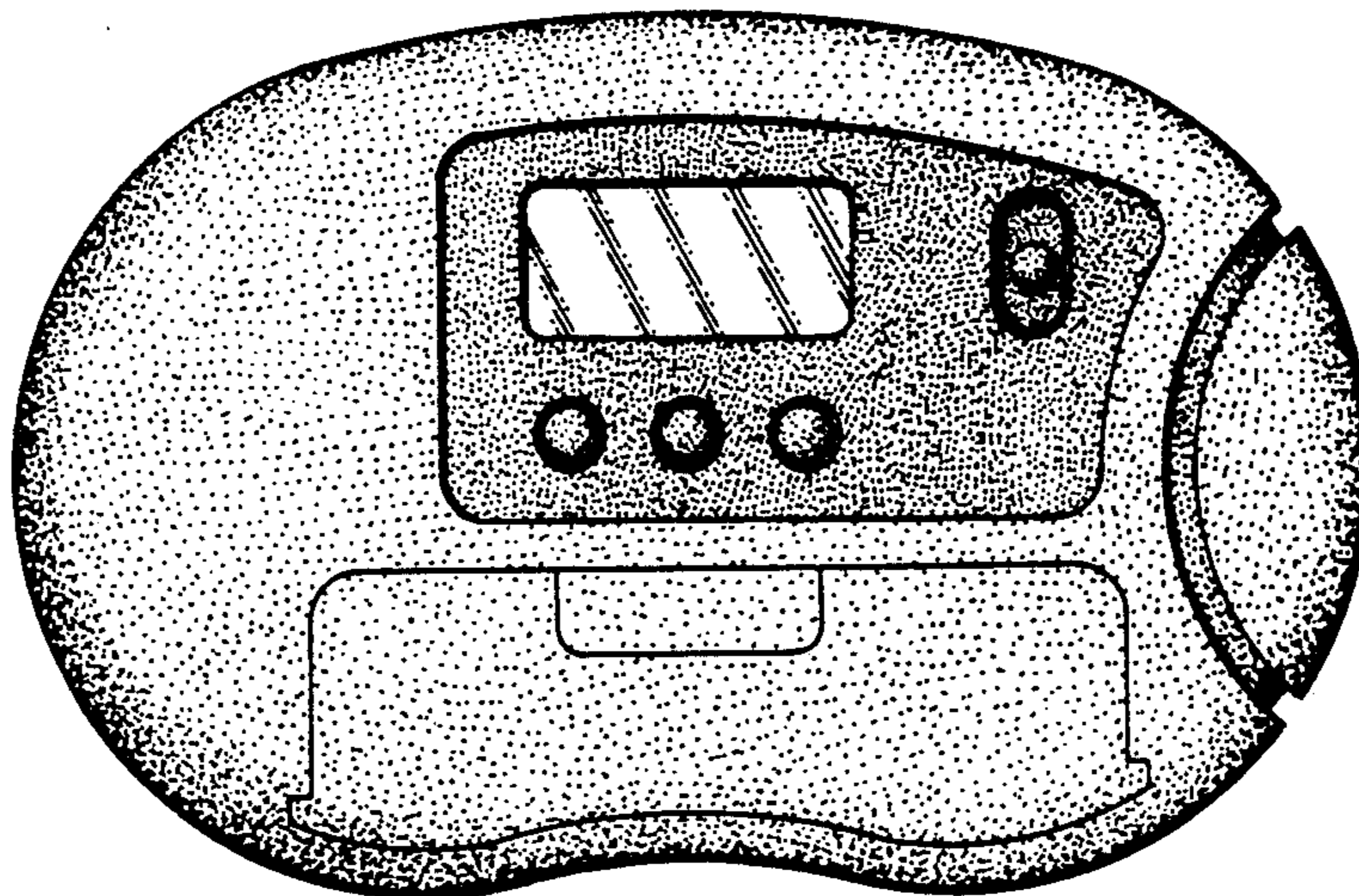
FIG. 2 is a rear elevational view thereof;

FIG. 3 is a top plan view thereof;

FIG. 4 is a bottom plan view thereof;

FIG. 5 is a right side elevational view thereof; and

FIG. 6 is a left side elevational view thereof.



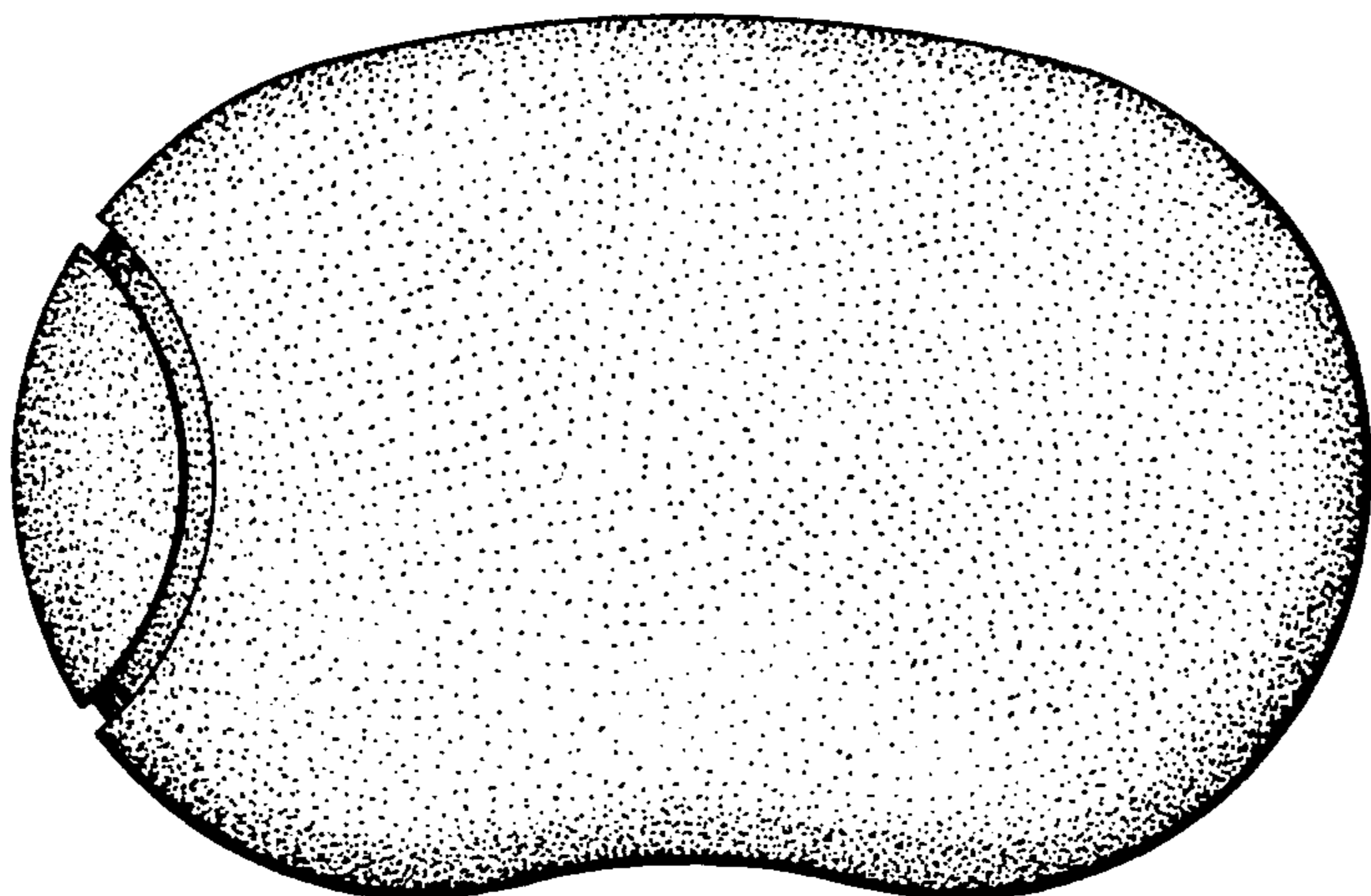


FIG. 1




FIG. 5

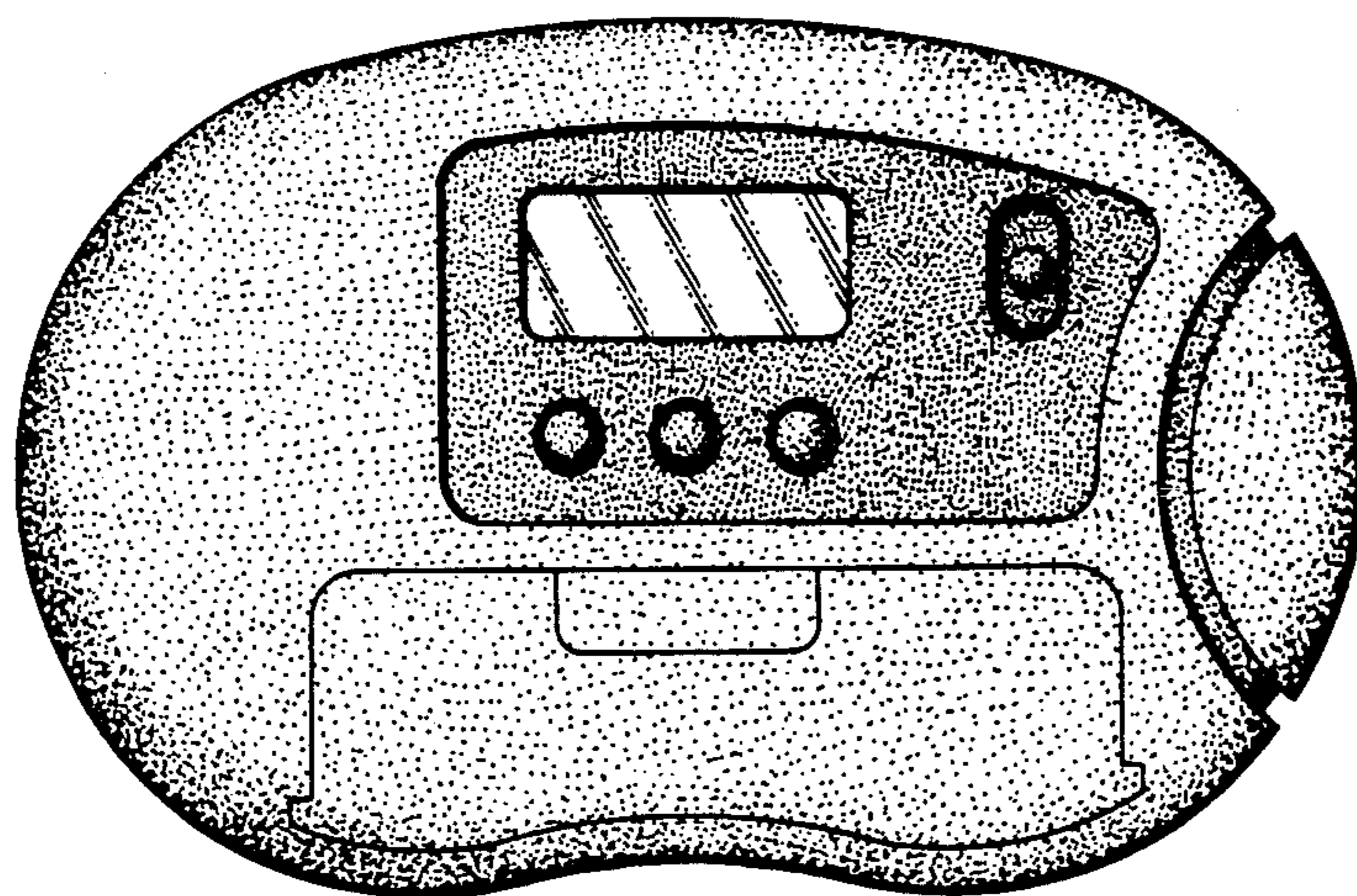


FIG. 2




FIG. 6




FIG. 3




FIG. 4