

[54] **CLOCK**

[76] **Inventor: Myron Harsch, Rte. 1, Box 60, Waverly, Kans. 66871**

[**] **Term: 14 Years**

[21] **Appl. No.: 162,865**

[22] **Filed: Mar. 2, 1988**

[52] **U.S. Cl. D10/12**

[58] **Field of Search D10/6, 12, 33; 368/276-277, 280-282, 285, 316-317**

[56] **References Cited**

U.S. PATENT DOCUMENTS

D. 16,899	9/1886	Hiller	D10/8
D. 145,298	7/1946	Hill	D10/12
2,082,612	6/1937	Bourquin	D10/12 X
4,280,211	7/1981	Mayenschein	368/76

OTHER PUBLICATIONS

Best Catalog 1974—p. 239—Item K—Train Clock at center.

Primary Examiner—Nelson C. Holtje
Attorney, Agent, or Firm—Richard C. Litman

[57] **CLAIM**

The ornamental design for a clock, as shown and described.

DESCRIPTION

FIG. 1 is a front elevational view of a clock showing my new design;
 FIG. 2 is a right side elevational view thereof, the left side being a mirror image with the weight shown broken-away for ease of illustration;
 FIG. 3 is a right-front perspective view thereof;
 FIG. 4 is a rear elevational view thereof;
 FIG. 5 is a bottom plan view thereof;
 FIG. 6 is a top plan view thereof.




FIG. 1




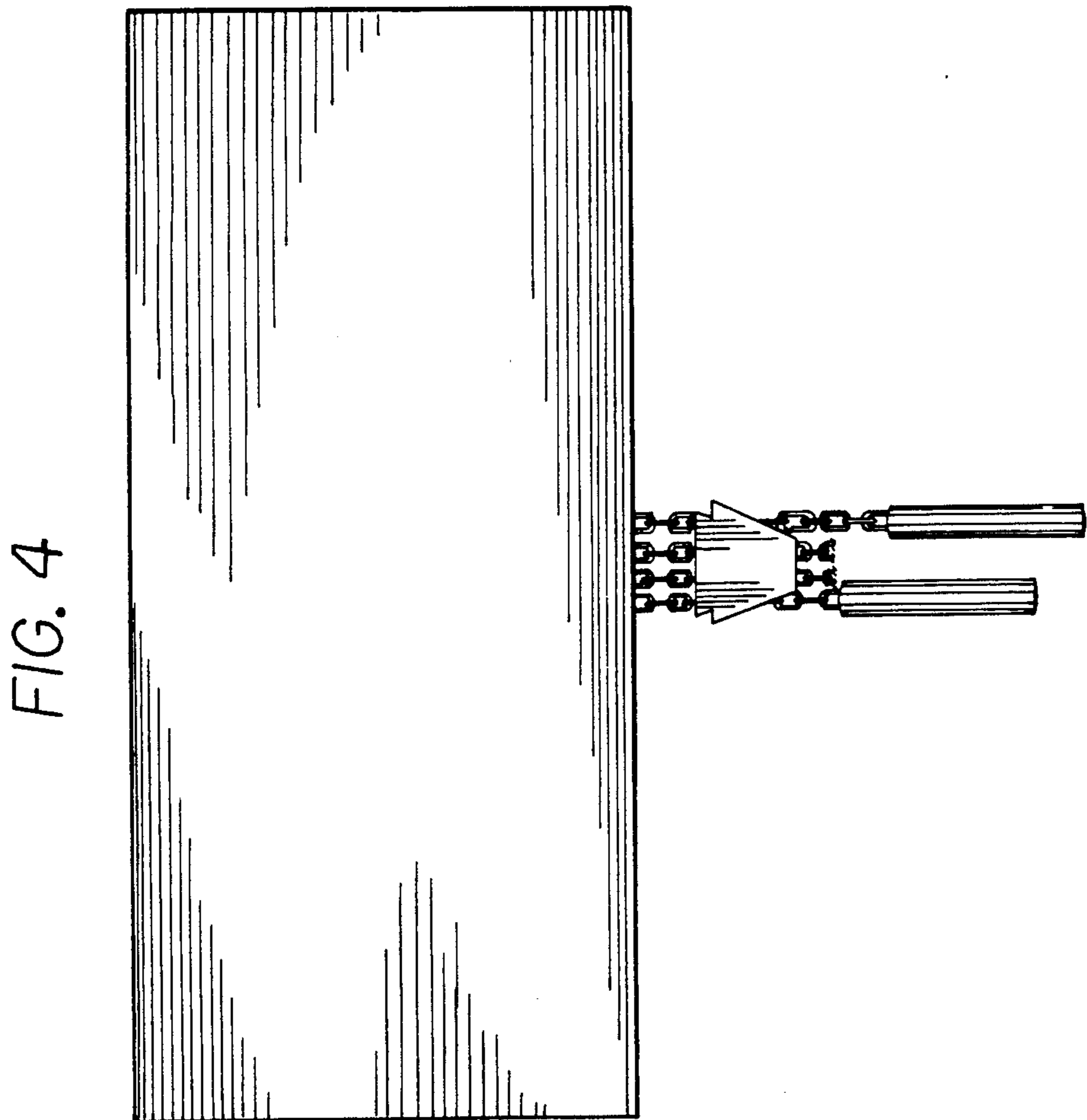
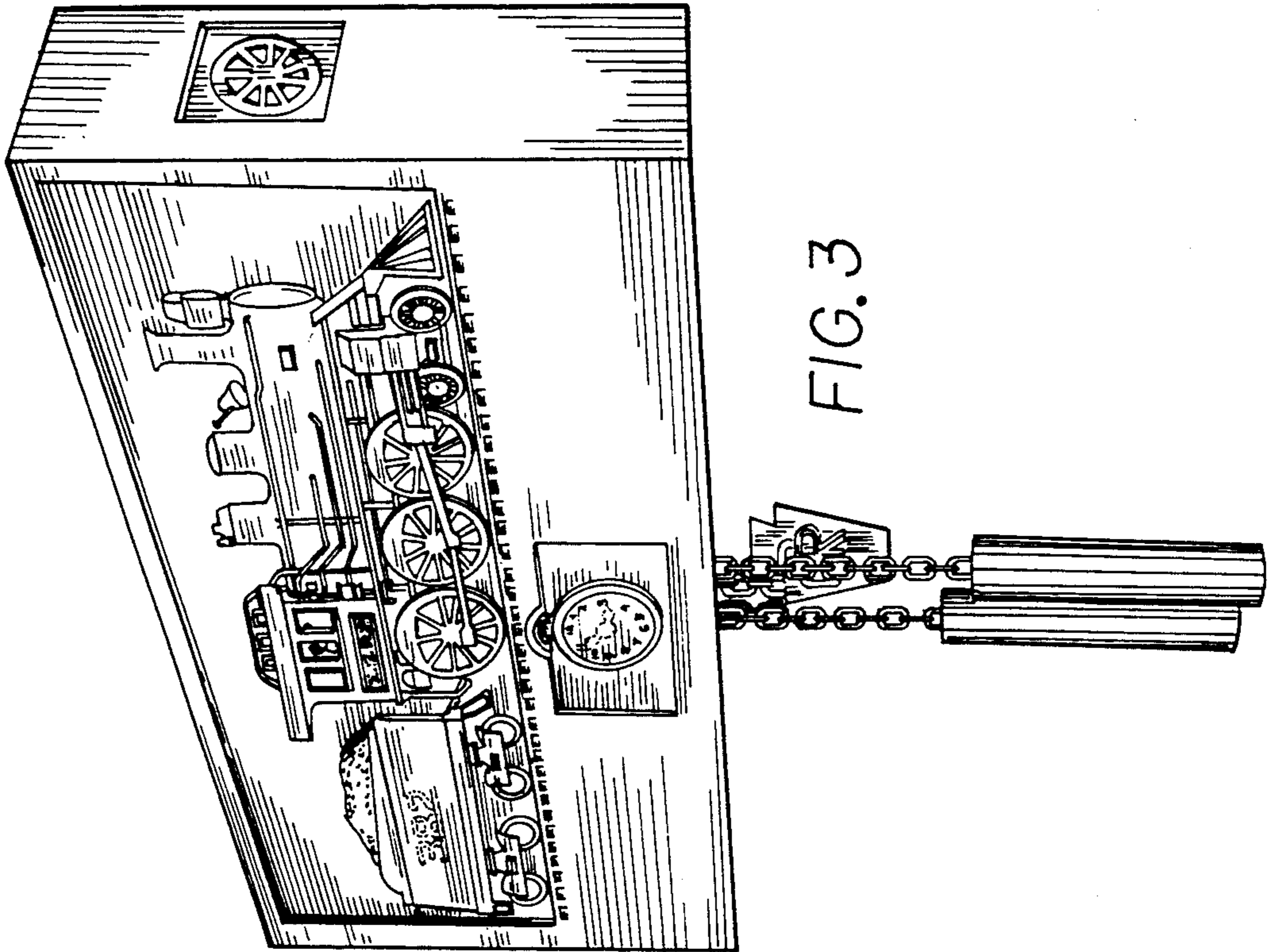


FIG. 2








FIG. 5




FIG. 6