

United States Patent [19]
Richards

[11] **Patent Number: Des. 320,930**
[45] **Date of Patent: ** Oct. 22, 1991**

[54] **PACKAGE**

[75] **Inventor: Richard D. Richards, Liphook,
United Kingdom**

[73] **Assignee: Parke Davis & Co., St. Helier,
Channel Islands**

[**] **Term: 14 Years**

[21] **Appl. No.: 225,517**

[22] **Filed: Jul. 28, 1988**

[30] **Foreign Application Priority Data**

Jan. 28, 1988 [GB] United Kingdom 1048095

[52] **U.S. Cl. D9/345**

[58] **Field of Search D9/341-346;
206/528, 529, 531, 532, 45.34, 45.31, 216, 571**

[56] **References Cited**

U.S. PATENT DOCUMENTS

D. 204,505 4/1966 Bostrom D9/345
2,164,719 7/1939 Peterson et al. 206/531 X
3,380,578 4/1968 Sparks 206/532
3,472,367 10/1969 Helstrom 206/531
3,912,081 10/1975 Haines et al. 206/531

3,921,804 11/1975 Tester 206/531
3,993,190 11/1976 Schmidgall 206/531 X
4,253,572 3/1981 Halbich 206/538
4,340,141 7/1982 Fischer 206/531
4,838,425 6/1989 O'Brien et al. 206/531

Primary Examiner—Bernard Ansher
Assistant Examiner—Prabhakar Deshmukh
Attorney, Agent, or Firm—Daniel A. Scola, Jr.; Richard
S. Bullitt

[57] **CLAIM**

The ornamental design for package, as shown and described.

DESCRIPTION

FIG. 1 is a perspective view of a package showing my new design;
FIG. 2 is a bottom plan view thereof; in an open position;
FIG. 3 is a front elevation of FIG. 4; the rear elevation being a mirror image;
FIG. 4 is a top plan view thereof; in an open position;
FIG. 5 is a sectional elevation taken along line 5—5 of FIG. 4;
FIG. 6 is a right side elevation of FIG. 4; and
FIG. 7 is a left side elevation of FIG. 4.

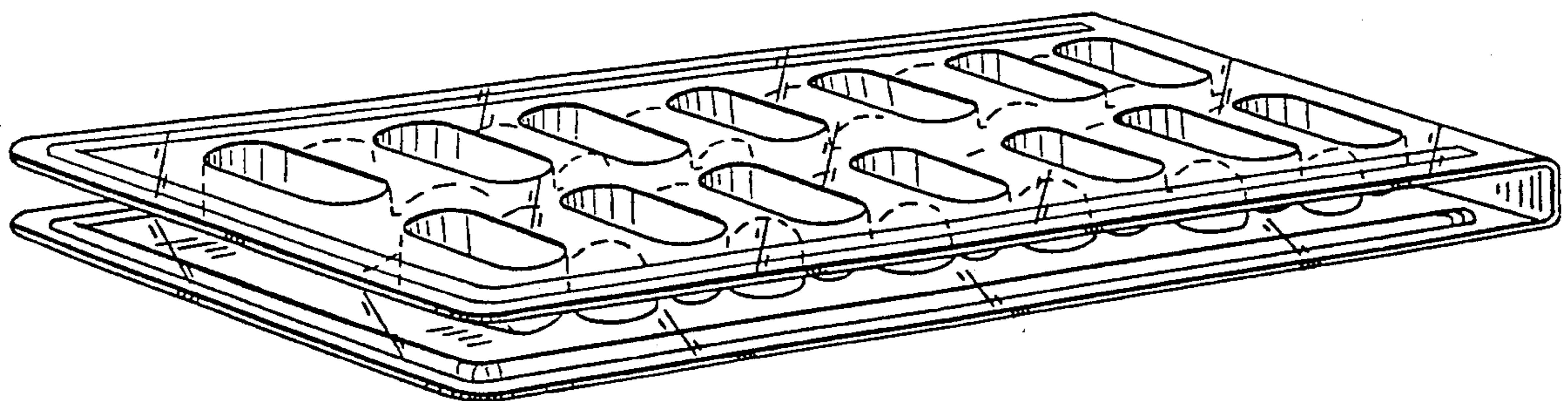


FIG. 1

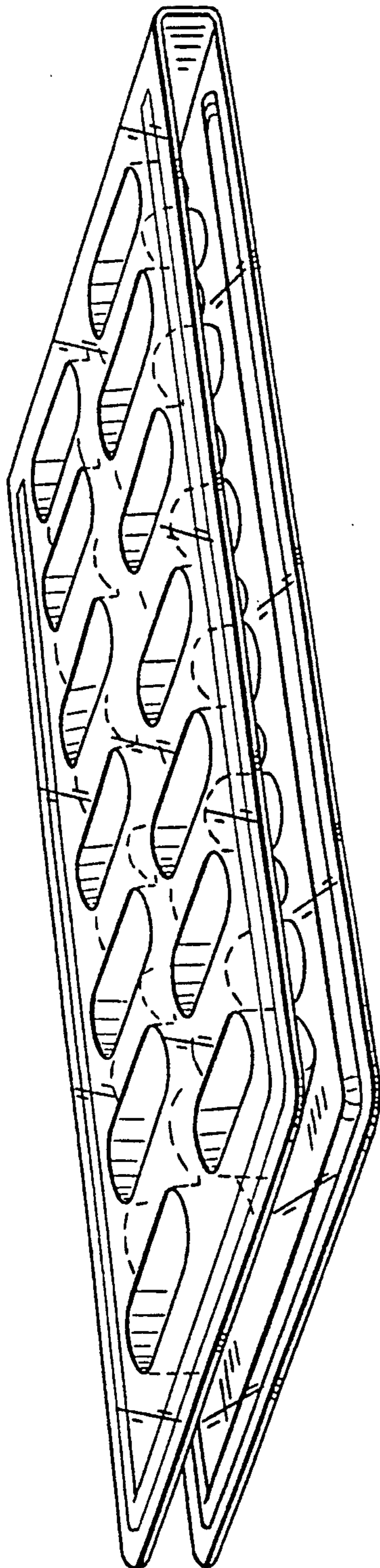


FIG. 6



FIG. 7



FIG. 2

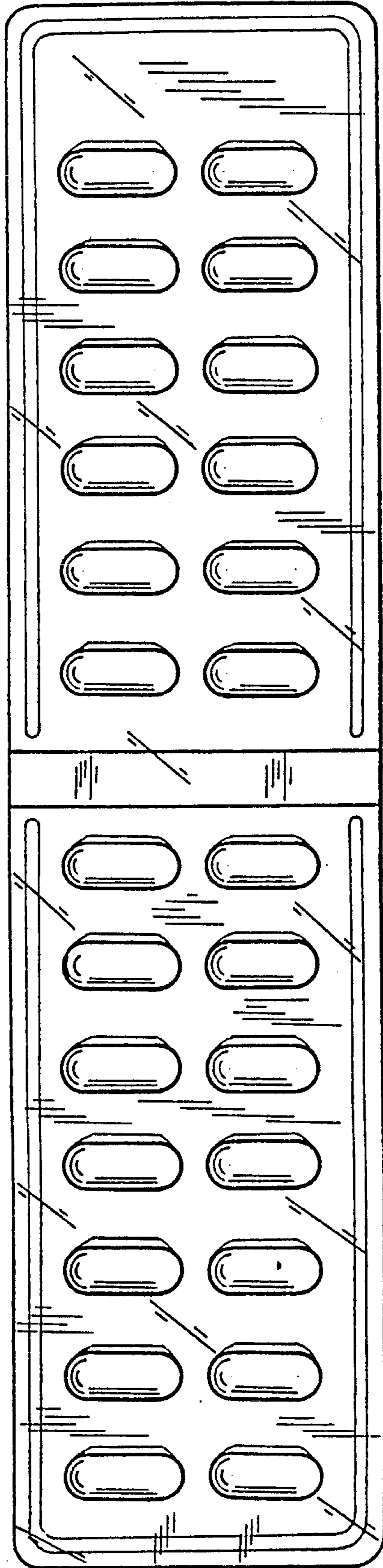


FIG. 3

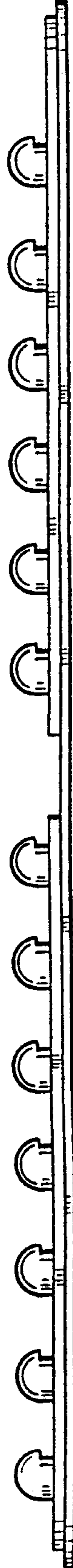


FIG. 4

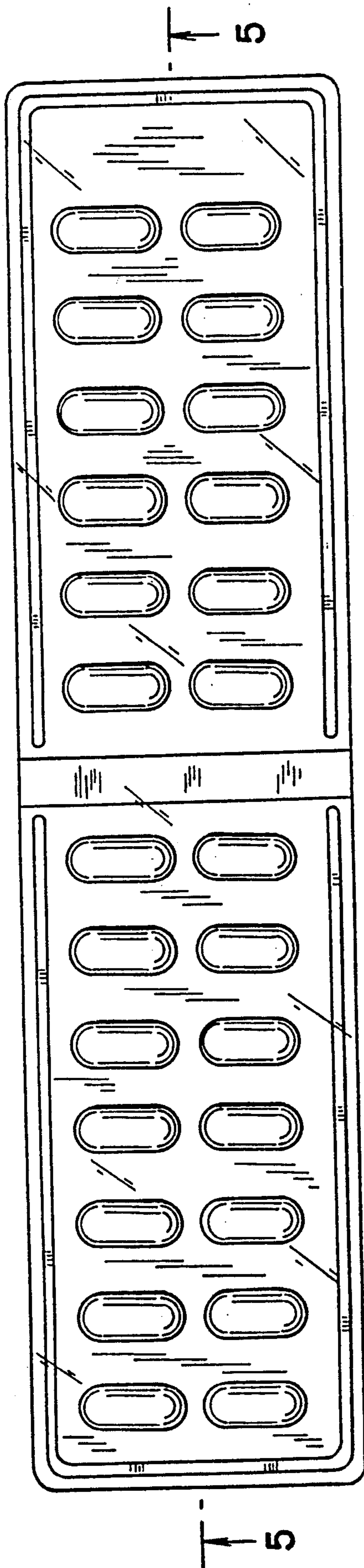


FIG. 5

