

[54] CRIB FOOTBOARD

[75] Inventors: Merlin A. Brunner, Appleton; Harvey J. Draheim, Weyauwega, both of Wis.

[73] Assignee: Simmons Juvenile Products Company, Inc., New London, Wis.

[\*\*] Term: 14 Years

[21] Appl. No.: 337,170

[22] Filed: Apr. 12, 1989

[52] U.S. Cl. .... D6/508

[58] Field of Search ..... D6/382-384, D6/388, 390-395, 505-508

[56] References Cited

U.S. PATENT DOCUMENTS

|            |         |                     |          |
|------------|---------|---------------------|----------|
| D. 269,742 | 7/1983  | Brunner et al. .... | D6/391   |
| D. 274,877 | 7/1984  | Mower et al. ....   | D6/508 X |
| D. 278,398 | 4/1985  | Brunner et al. .... | D6/505   |
| D. 280,278 | 8/1985  | Brunner et al. .... | D6/508   |
| D. 286,718 | 11/1986 | Brunner et al. .    |          |
| D. 302,915 | 8/1989  | Brunner et al. .... | D6/508   |

Primary Examiner—Bruce W. Dunkins

Assistant Examiner—Janice E. Seeger  
Attorney, Agent, or Firm—Hoffmann & Baron

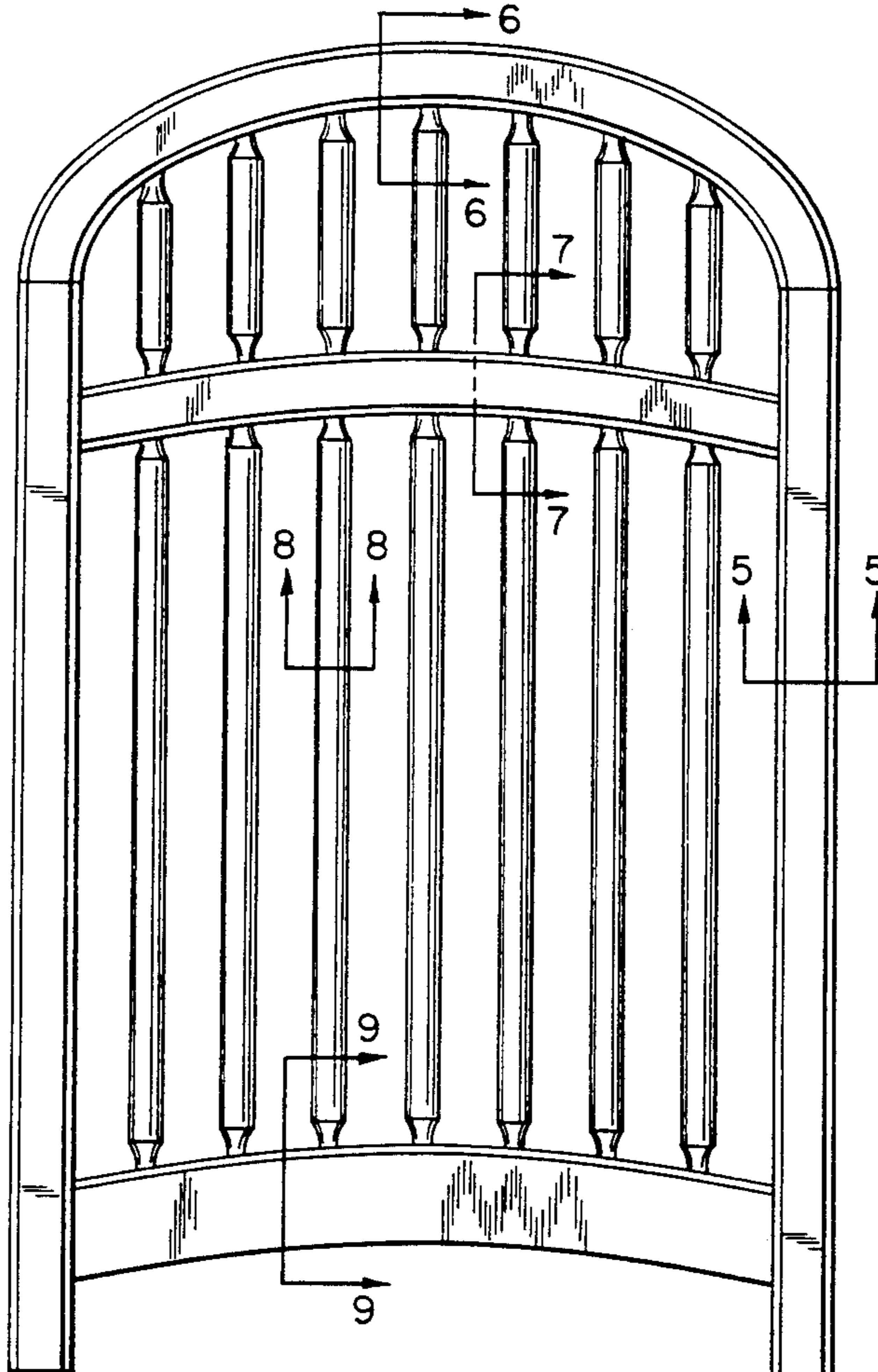
[57] CLAIM

The ornamental design for a crib footboard, as shown and described.

DESCRIPTION

FIG. 1 is a front elevational view of a crib footboard, showing my new design;  
 FIG. 2 is a side elevational view, the opposite side being identical thereto;  
 FIG. 3 is a top plan view thereof;  
 FIG. 4 is a bottom plan view thereof;  
 FIG. 5 is a sectional view taken along line 5—5 in FIG. 1;  
 FIG. 6 is a sectional view taken along line 6—6 in FIG. 1;  
 FIG. 7 is a sectional view taken along line 7—7 in FIG. 1;  
 FIG. 8 is a sectional view taken along line 8—8 in FIG. 1; and  
 FIG. 9 is a sectional view taken along line 9—9 in FIG. 1.

The sectional views shown in FIGS. 5-9 have been drawn to an enlarged scale with respect to FIG. 1.



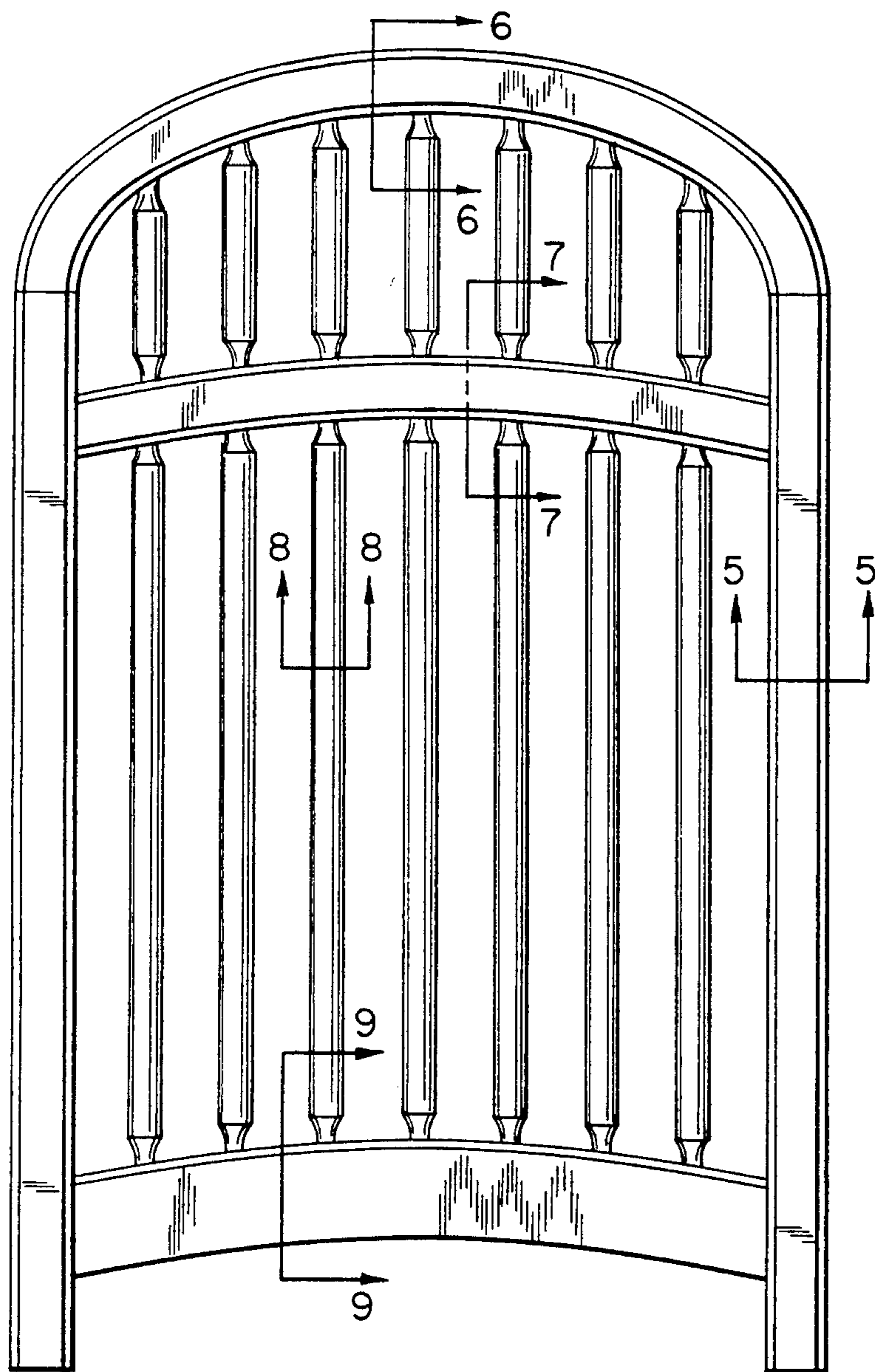


FIG. 1



FIG. 2

FIG. 3





FIG. 4






FIG. 5




FIG. 6

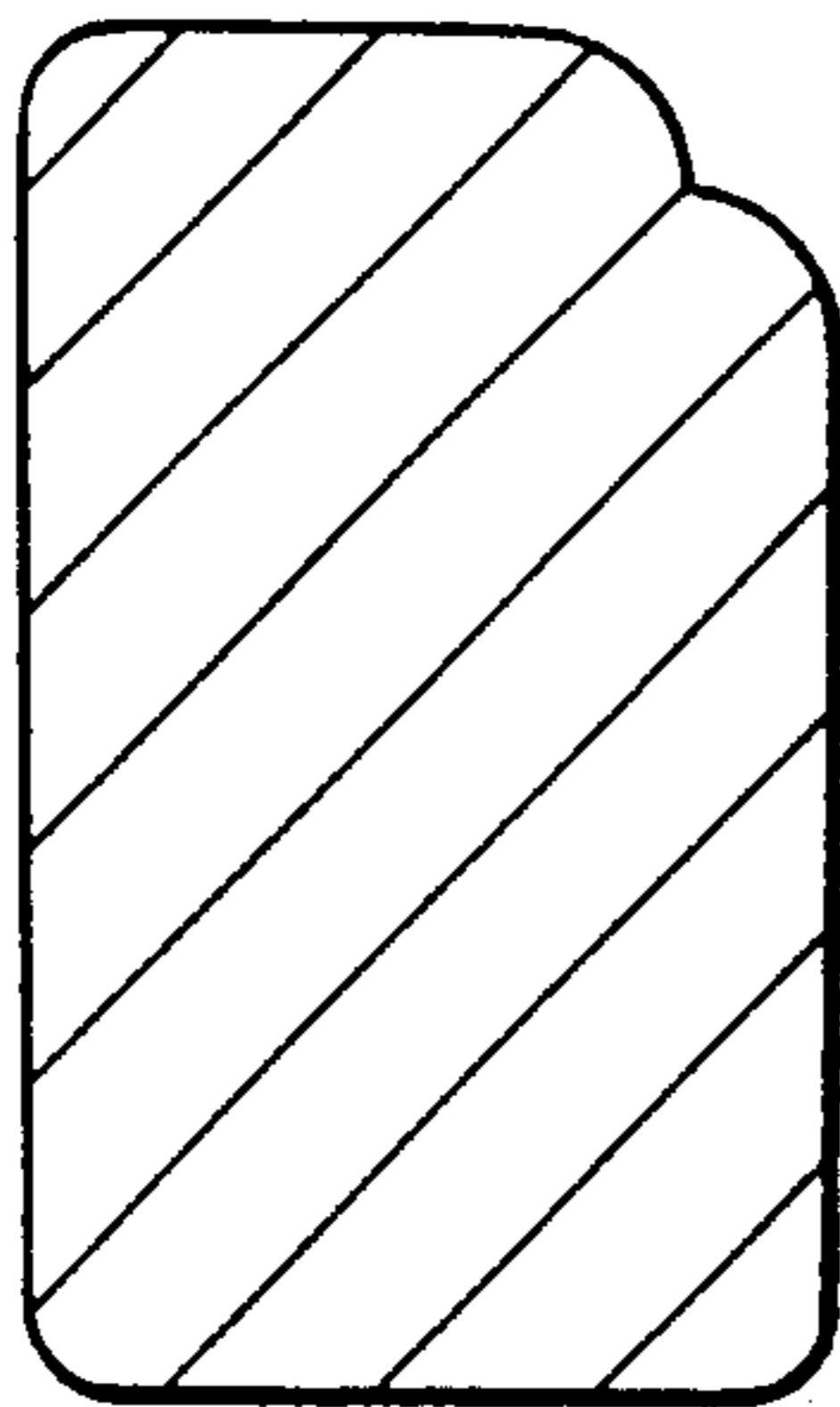


FIG. 7

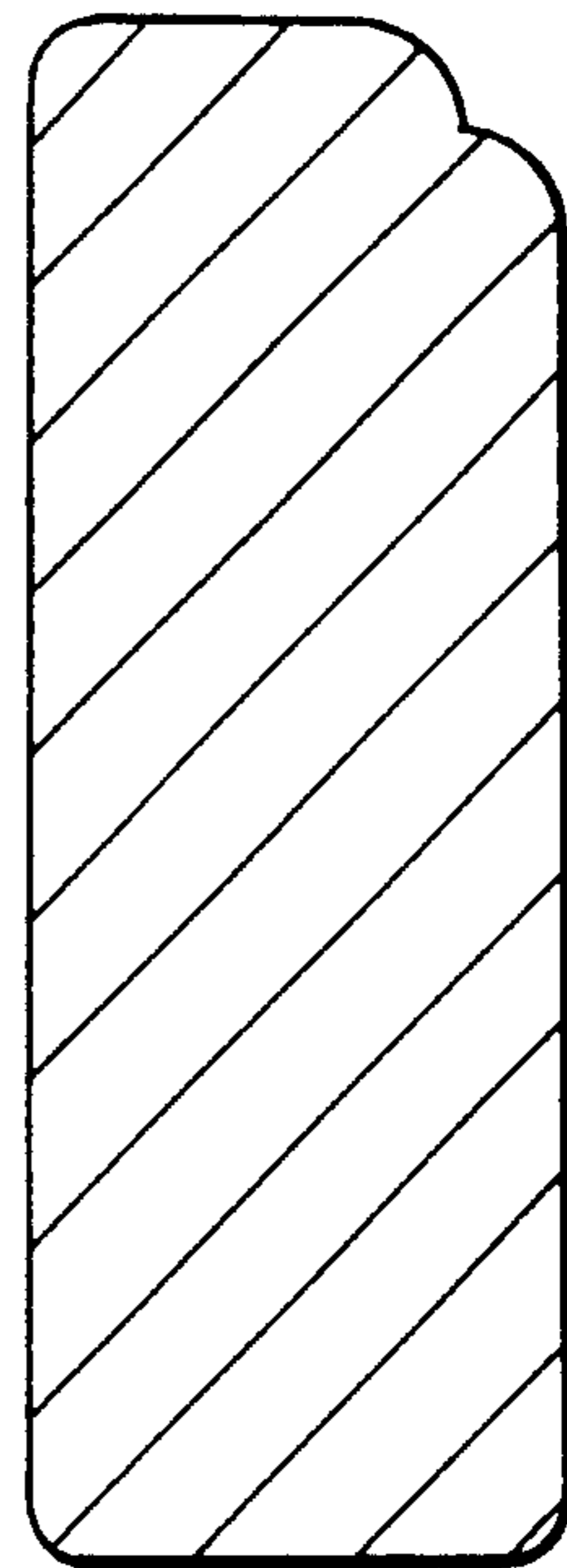


FIG. 9

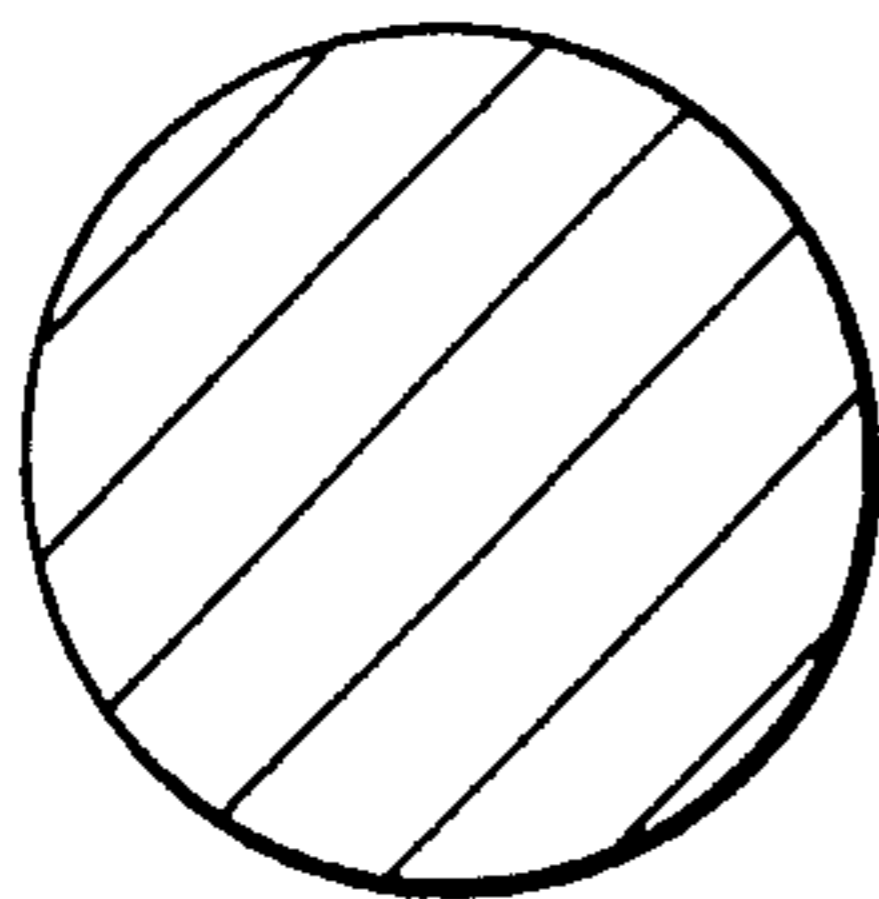


FIG. 8