

[54] PALLET FOR STACKING SPOOLS

[75] Inventor: Jean M. Brunin, Mont de l'Enclus, Belgium

[73] Assignee: N.V. Bekaert S.A., Zwevegem, Belgium

[**] Term: 14 Years

[21] Appl. No.: 450,660

[22] Filed: Dec. 18, 1989

[30] Foreign Application Priority Data

Jun. 16, 1989 [XB] Benelux 64451-00

[52] U.S. Cl. D34/38; D34/45

[58] Field of Search D34/38, 40, 45-46; 108/51.1, 53.1, 53.3, 55.3, 52.1, 901; D9/348; 206/386

[56] References Cited

U.S. PATENT DOCUMENTS

D. 147,584	9/1947	Gibson	D34/45
D. 155,114	9/1949	Williams	D9/348
D. 166,515	4/1952	Williams	D9/348
D. 208,673	9/1967	Adomat	D34/45
3,140,672	7/1964	De Luca	108/53.3

3,467,032	9/1969	Rowlands et al.	108/51.1
3,750,625	8/1973	Edwards	D34/38 X
3,825,126	7/1974	Pohl et al.	D34/38 X
3,910,202	10/1975	Skahan	108/51.1
4,516,677	5/1985	Rowland et al.	108/55.3

FOREIGN PATENT DOCUMENTS

1268059	2/1966	Fed. Rep. of Germany	108/55.3
1470719	1/1967	France	108/51.1

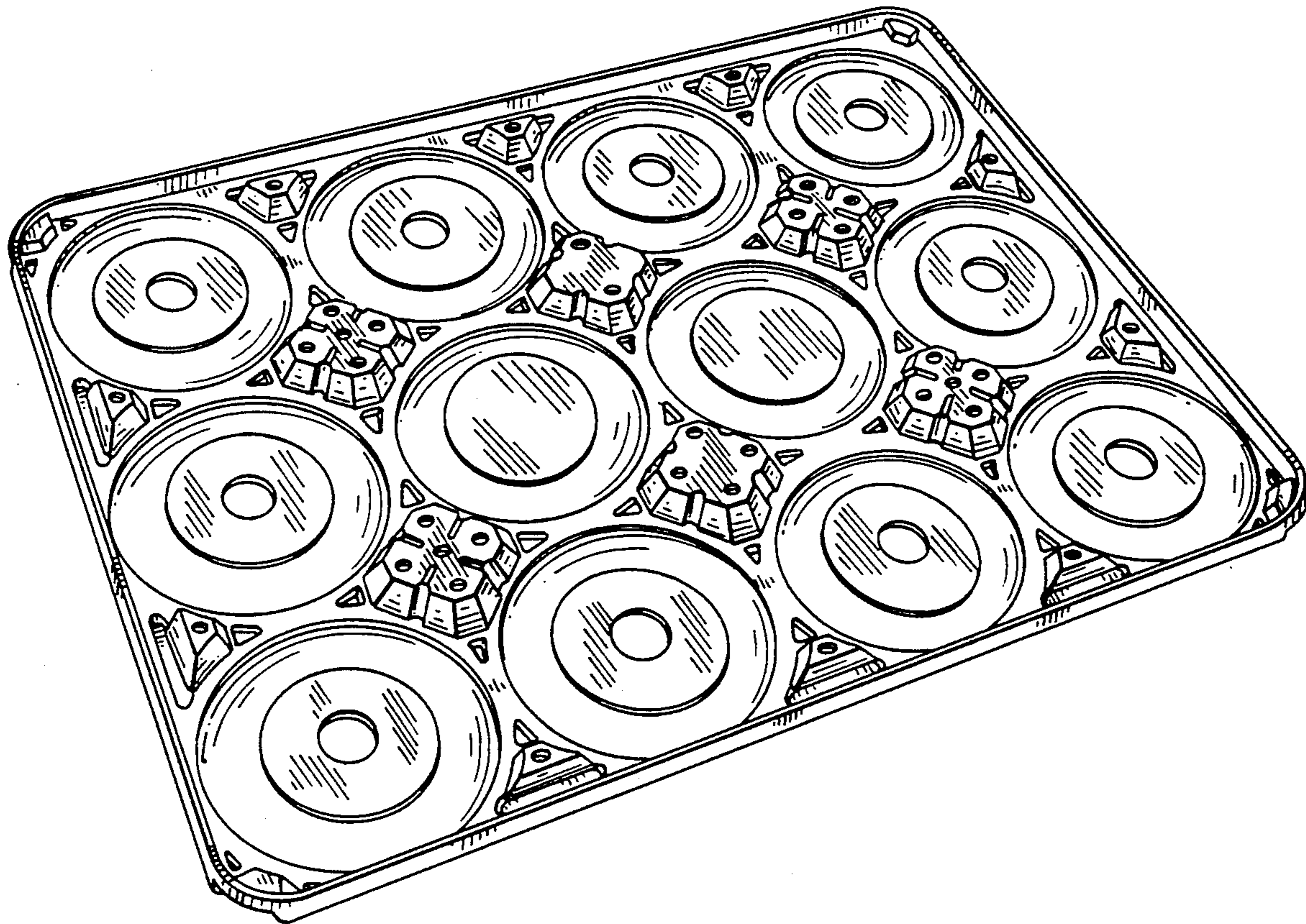
Primary Examiner—Wallace R. Burke
Assistant Examiner—Holly Baynham
Attorney, Agent, or Firm—Shlesinger, Arkwright & Garvey

[57] CLAIM

The ornamental design for a pallet for stacking spools, as shown and described.

DESCRIPTION

FIG. 1 is a top perspective view of a pallet for stacking spools showing my new design;
FIG. 2 is a bottom perspective view thereof;
FIG. 3 is a side elevational view thereof with the opposite side being a mirror image thereof; and
FIG. 4 is a front elevational view thereof with the rear elevational view being a mirror image thereof.



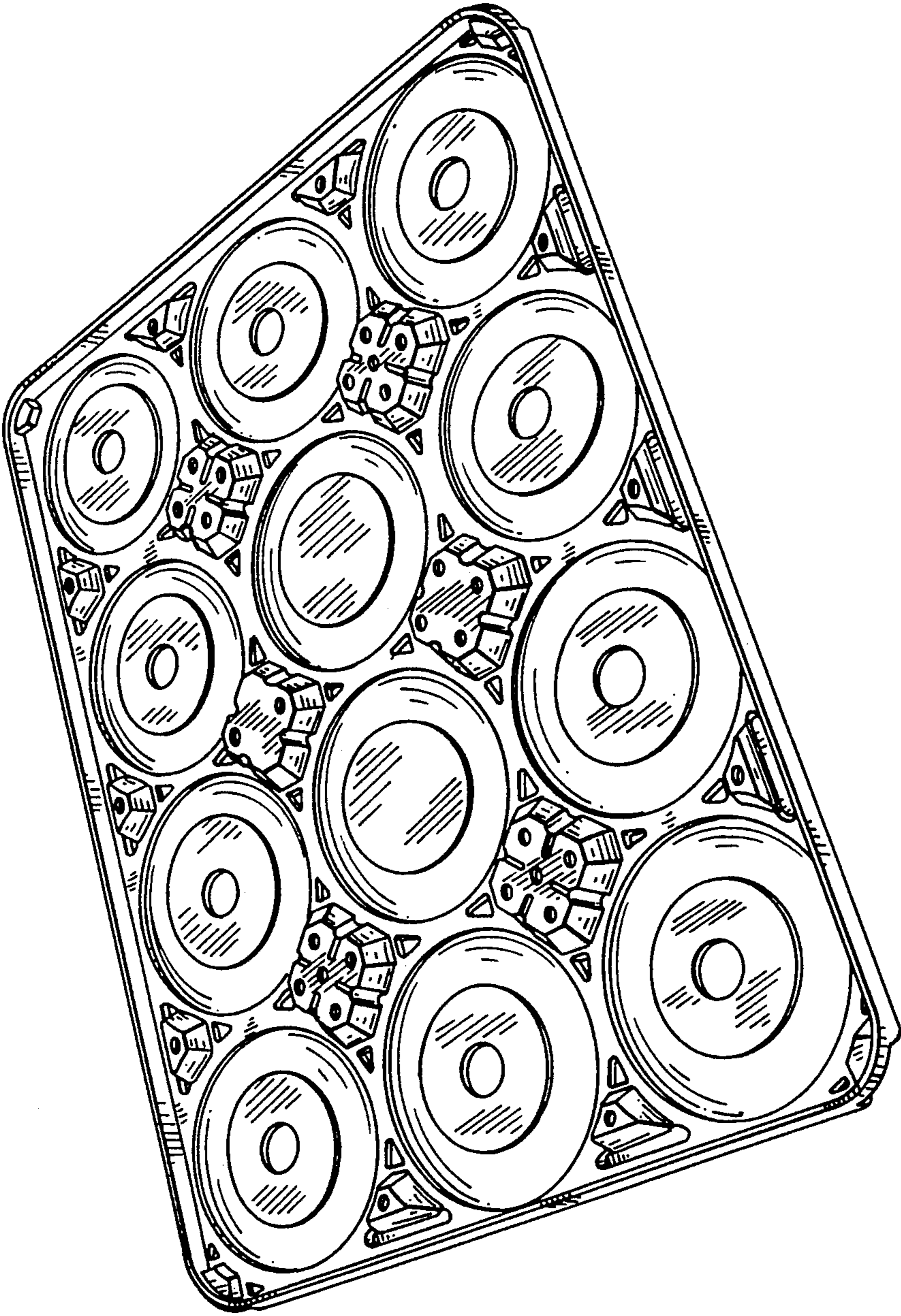


Fig. 1

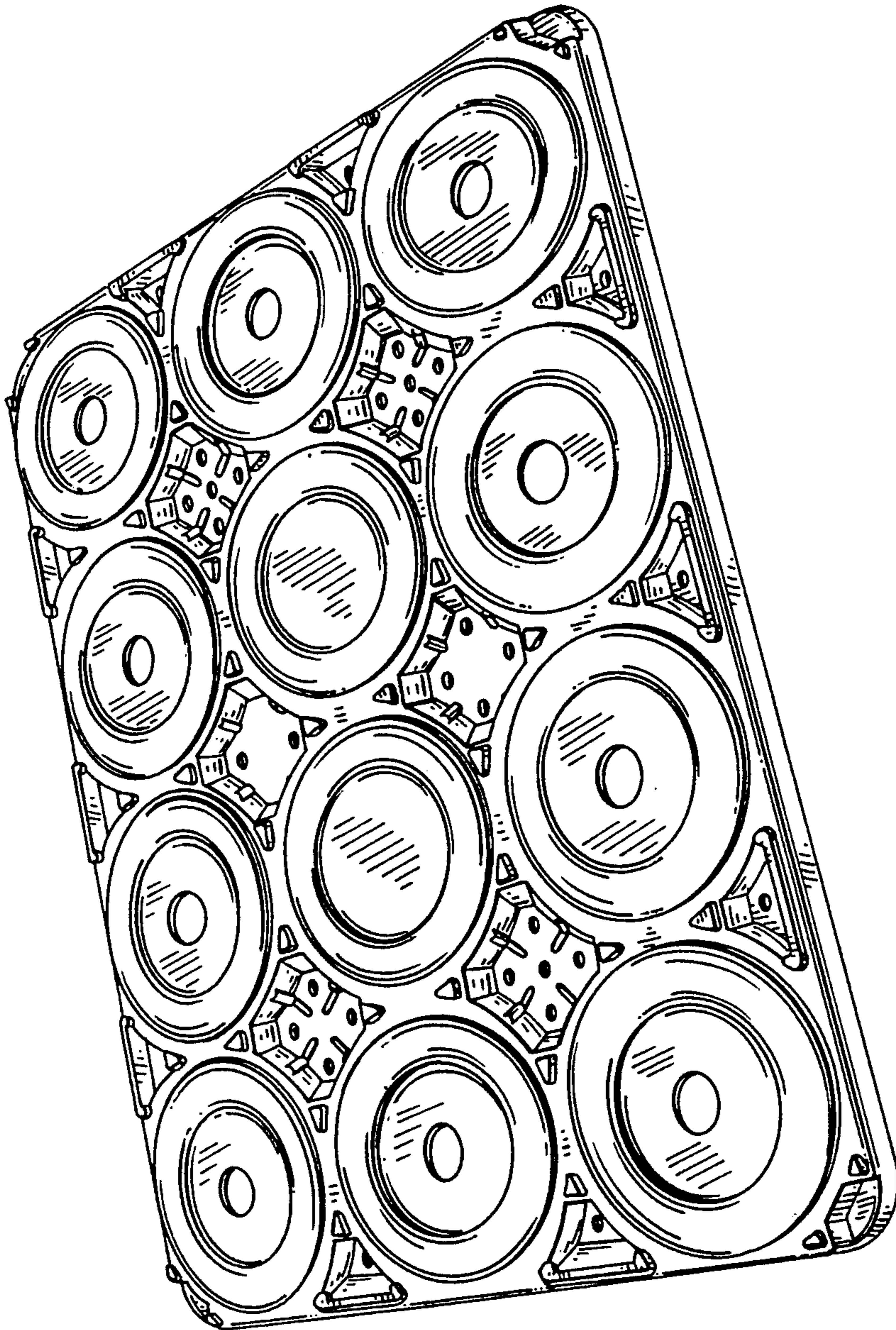


Fig. 2




Fig. 3



Fig. 4