

[54] **SURGICAL CLIP APPLICATOR**

[75] **Inventors: David T. Green, Westport; Richard A. McGarry, Norwalk; Paul O. Rawson, Easton, all of Conn.**

[73] **Assignee: United States Surgical Corporation, Norwalk, Conn.**

[\*] **Notice: The portion of the term of this patent subsequent to Oct. 8, 2005 has been disclaimed.**

[\*\*] **Term: 14 Years**

[21] **Appl. No.: 512,553**

[22] **Filed: Apr. 23, 1990**

**Related U.S. Application Data**

[63] **Continuation of Ser. No. 264,162, Oct. 28, 1988, abandoned.**

[52] **U.S. Cl. .... D24/145**

[58] **Field of Search** ..... D24/27, 26, 28; 606/151, 142, 155, 158, 219, 217, 216; 227/175, 19, 119, 901; 72/409, 410

[56] **References Cited**

**U.S. PATENT DOCUMENTS**

D. 253,611	12/1979	Jarvik et al. ....	D24/26
D. 285,002	8/1986	Green et al. ....	D24/26
4,152,920	5/1979	Green .....	128/325 X
4,509,518	4/1985	McGarry et al. ....	128/334 R X
4,522,207	6/1985	Klieman et al. ....	128/325
4,850,355	7/1989	Brooks et al. ....	128/325

*Primary Examiner—Stella Reid*

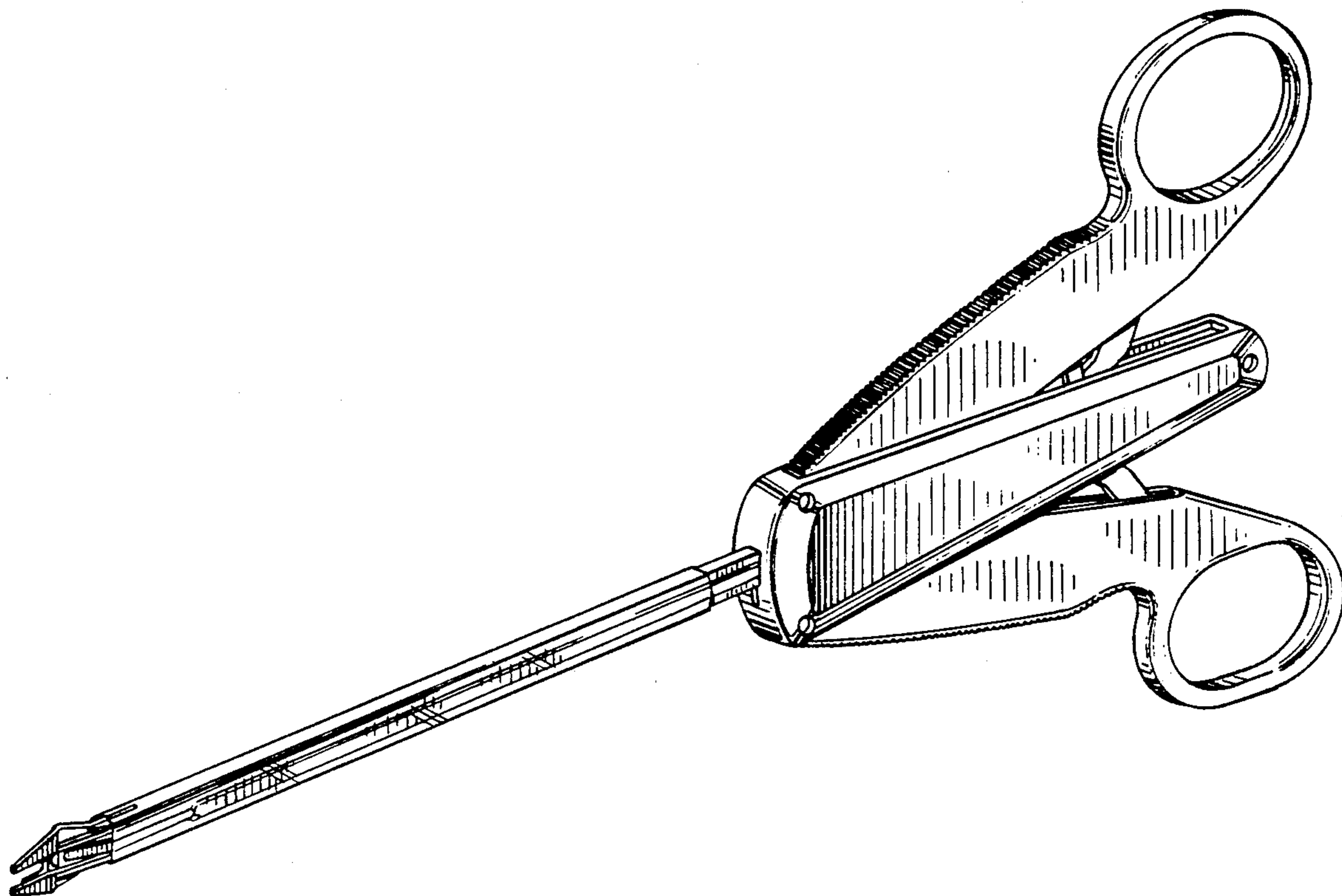
*Attorney, Agent, or Firm—Thomas R. Bremer*

[57] **CLAIM**

The ornamental design for a surgical clip applicator, as shown.

**DESCRIPTION**

FIG. 1 is a bottom perspective view of a surgical clip applicator, showing our new design; FIG. 2 is a top plan view thereof; FIG. 3 is a side elevational view thereof; FIG. 4 is a front elevational view thereof; and FIG. 5 is a rear elevational view thereof.



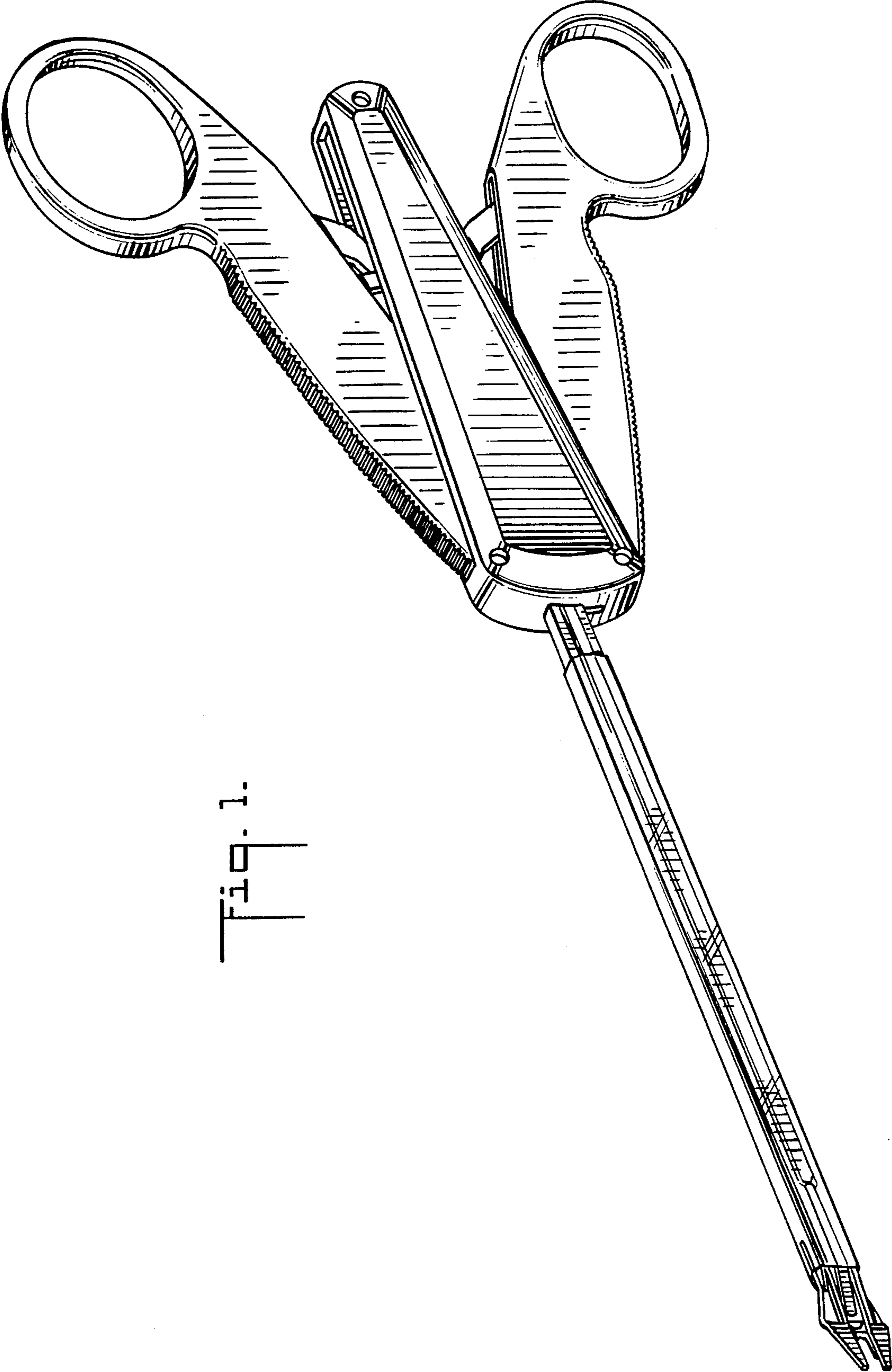
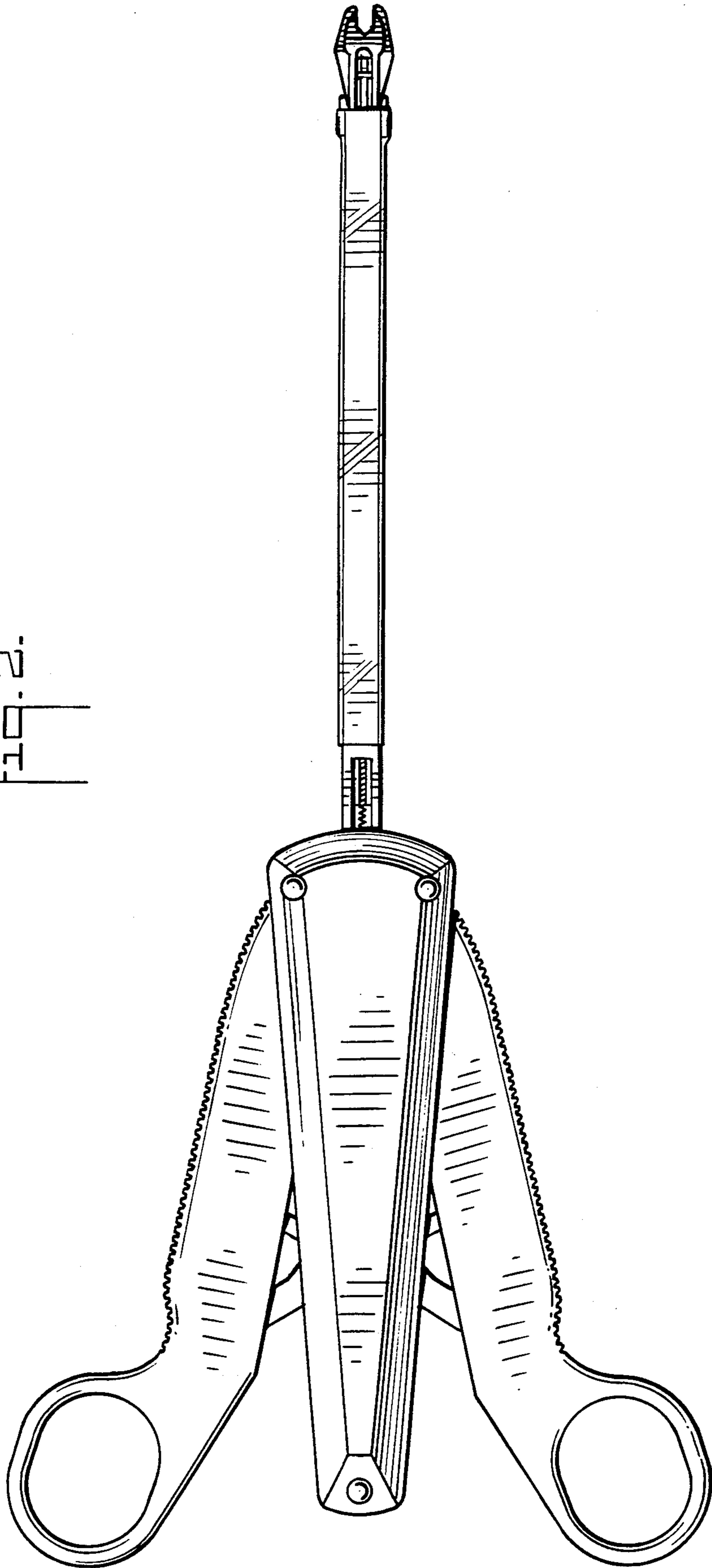


Fig. 1.

Fig. 2.



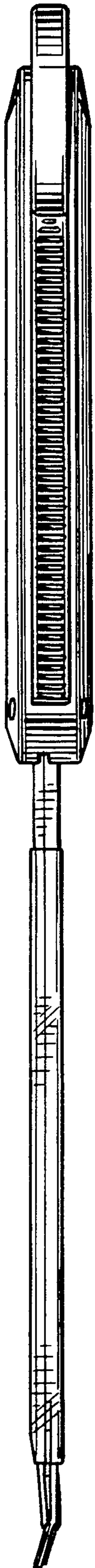


Fig. 3.

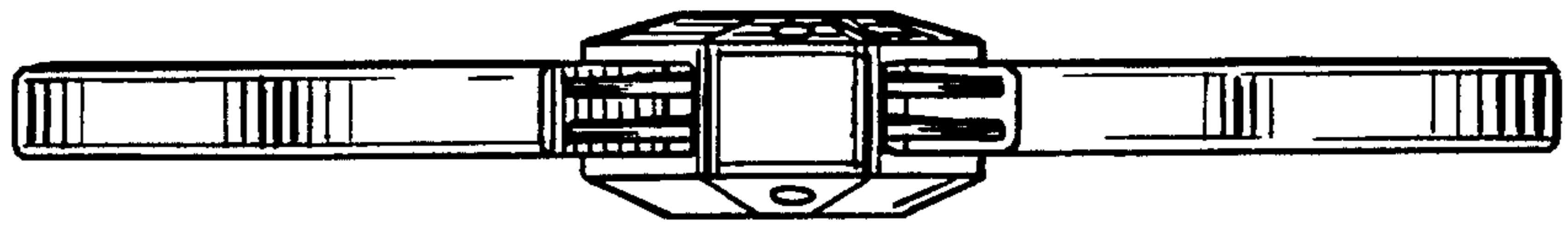


Fig. 5.

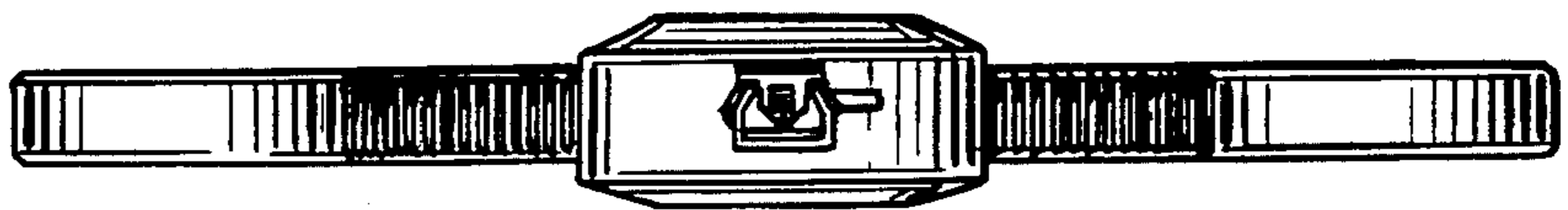


Fig. 4.