

[54] LOUVERED VENT CAP COVER

[76] Inventor: Robert Lanigan, 9084 Vicksburg La., Springhill, Fla. 34606

[\*\*] Term: 14 Years

[21] Appl. No.: 530,981

[22] Filed: May 31, 1990

[52] U.S. Cl. .... D23/371

[58] Field of Search ..... D23/393, 392, 387, 388, D23/391, 370, 371; 98/2.14, 121.1; 52/302, 303, 199

[56] References Cited

U.S. PATENT DOCUMENTS

3,520,245 7/1970 Painter ..... 52/302  
4,759,270 7/1988 Lindeen ..... 98/2.14

OTHER PUBLICATIONS

J.C. Whitney's Cat. ©1979, p. 25, roof air scoops (1),

(2), and (3), top left and middle left sides of page, respectively.

1981 Sweet's Cat., vol. 11, Section 10.19/50, p.3, Ampcor Roof Louvers (A) and (B) top middle and top right side of page respectively.


Primary Examiner—James M. Gandy  
Assistant Examiner—Lisa Lichtenstein  
Attorney, Agent, or Firm—Low and Low

[57] CLAIM

The ornamental design for a louvered vent cap cover, as shown.

DESCRIPTION

FIG. 1 is a rear, top and left side perspective view of a louvered vent cap cover, showing my new design; FIG. 2 is a rear elevation thereof; FIG. 3 is a front elevation thereof; FIG. 4 is a left side elevation view thereof; FIG. 5 is a right side elevation view thereof; FIG. 6 is a top plan view thereof; and, FIG. 7 is a bottom plan view thereof.






FIG. 1




FIG. 2







FIG. 3




*FIG. 4*



*FIG. 5*



*FIG. 6*



*FIG. 7*