

[54] ELECTRIC ERASER

[75] Inventor: Richard W. Fuchs, Simsbury, Conn.

[73] Assignee: Blu-Ray Incorporated, Essex, Conn.

[\*\*] Term: 14 Years

[21] Appl. No.: 335,974

[22] Filed: Apr. 10, 1989

[52] U.S. Cl. .... D19/53; D8/62;  
D19/35; D19/65

[58] Field of Search ..... D8/61, 62; D19/35, 36,  
D19/49, 53, 65, 99, 100; 15/3.53

[56] References Cited

U.S. PATENT DOCUMENTS

- D. 205,748 9/1966 Hall ..... D8/61
- D. 212,884 12/1968 Disko ..... D19/49
- D. 228,615 10/1973 Hall ..... D8/61
- D. 286,548 11/1986 Hsieh ..... D8/62 X
- D. 303,271 9/1989 Lord ..... D19/53

- D. 311,757 10/1990 Crutchfield ..... D19/53
- 2,128,524 8/1938 Daviau ..... D8/62 X

OTHER PUBLICATIONS

Visual Systems Co. Inc. ©1988, see p. 167, Mars #52700 bottom center.


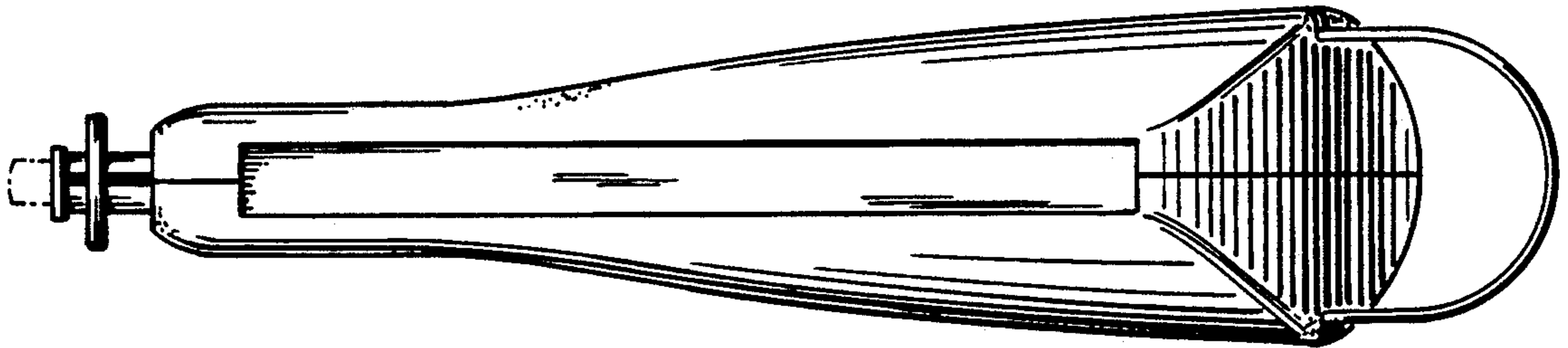
Primary Examiner—Bruce W. Dunkins  
Assistant Examiner—Martha Thompson  
Attorney, Agent, or Firm—Fishman, Dionne & Cantor

[57] CLAIM

The ornamental design for an electric eraser, as shown and described.

DESCRIPTION

FIG. 1 is a top plan view of an electric eraser showing my new design;  
FIG. 2 is a side elevational view, the opposite side being a mirror image thereof;  
FIG. 3 is a bottom plan view;  
FIG. 4 is a left end elevational view of FIG. 1; and  
FIG. 5 is a right end elevational view of FIG. 1.



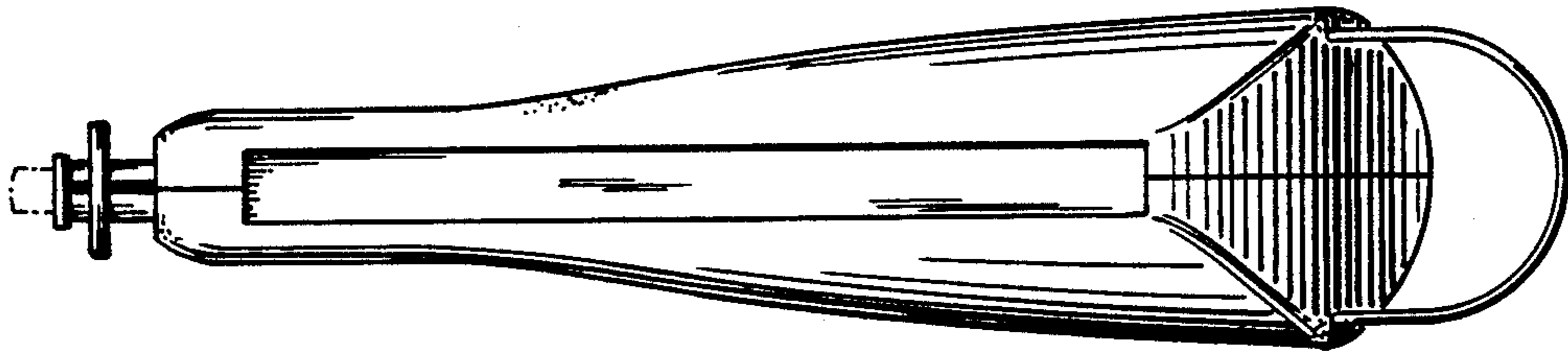


FIG. 1

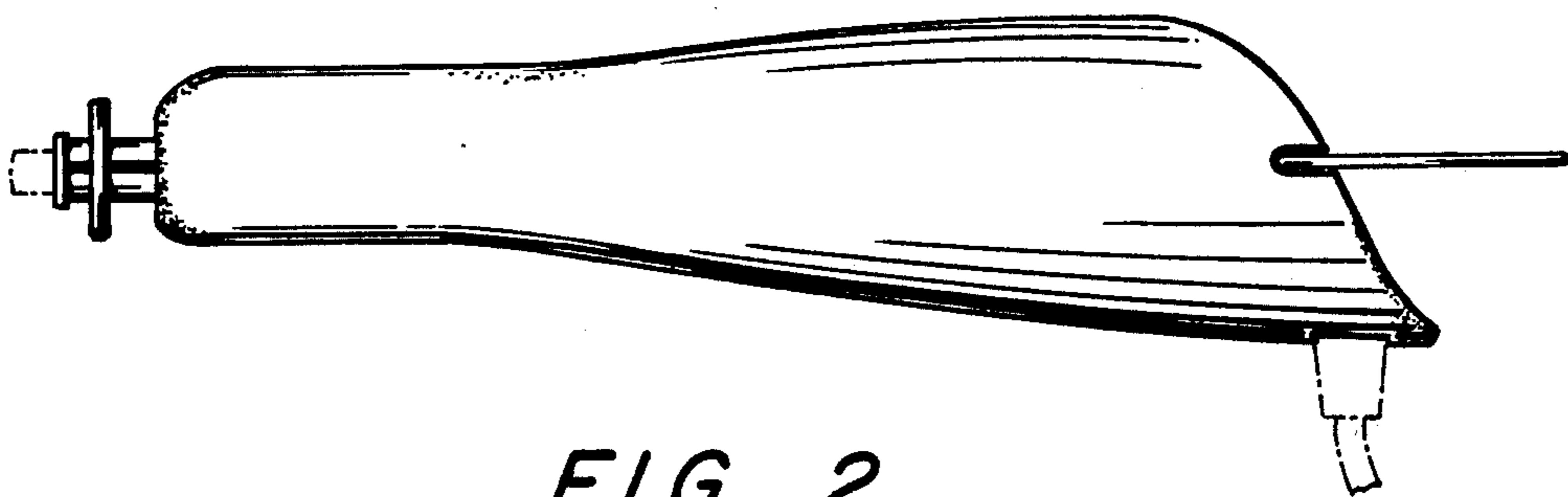


FIG. 2




FIG. 3

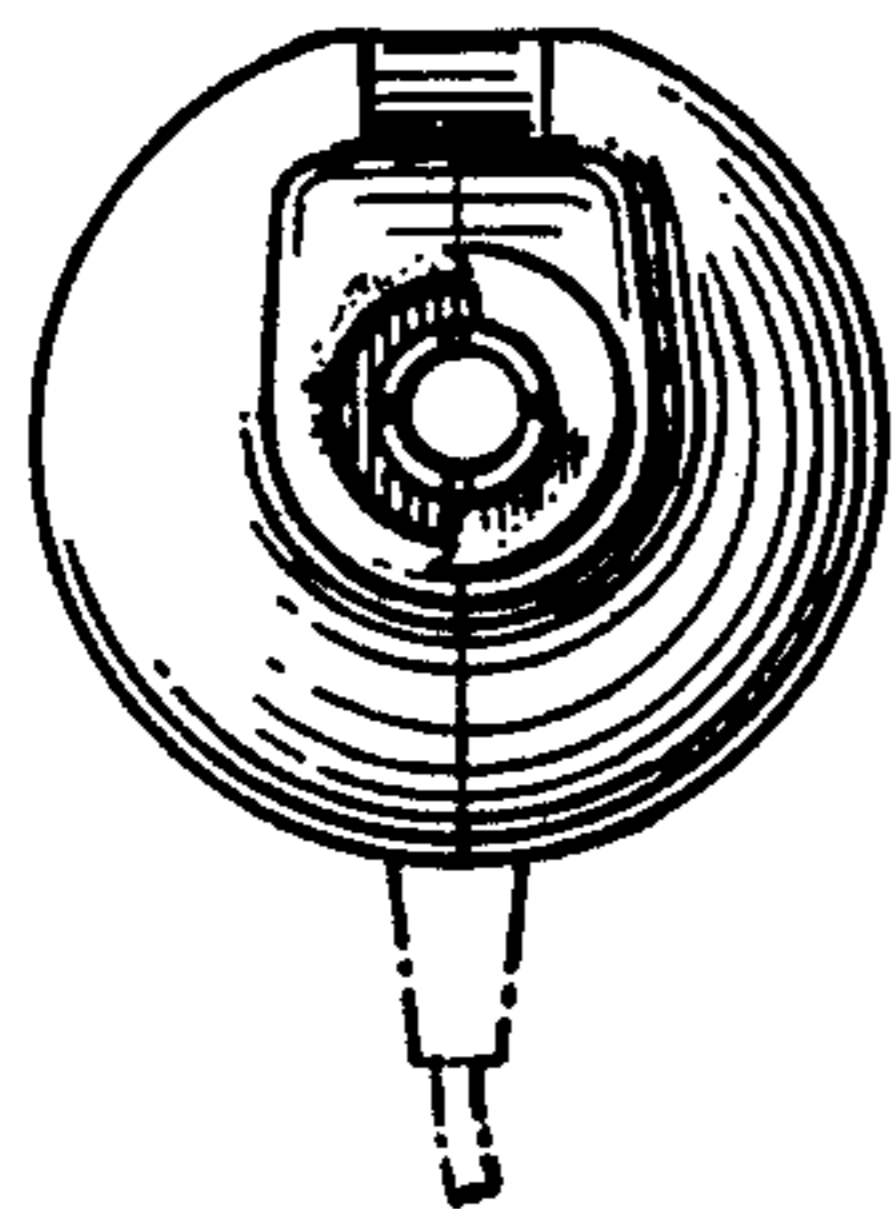


FIG. 4

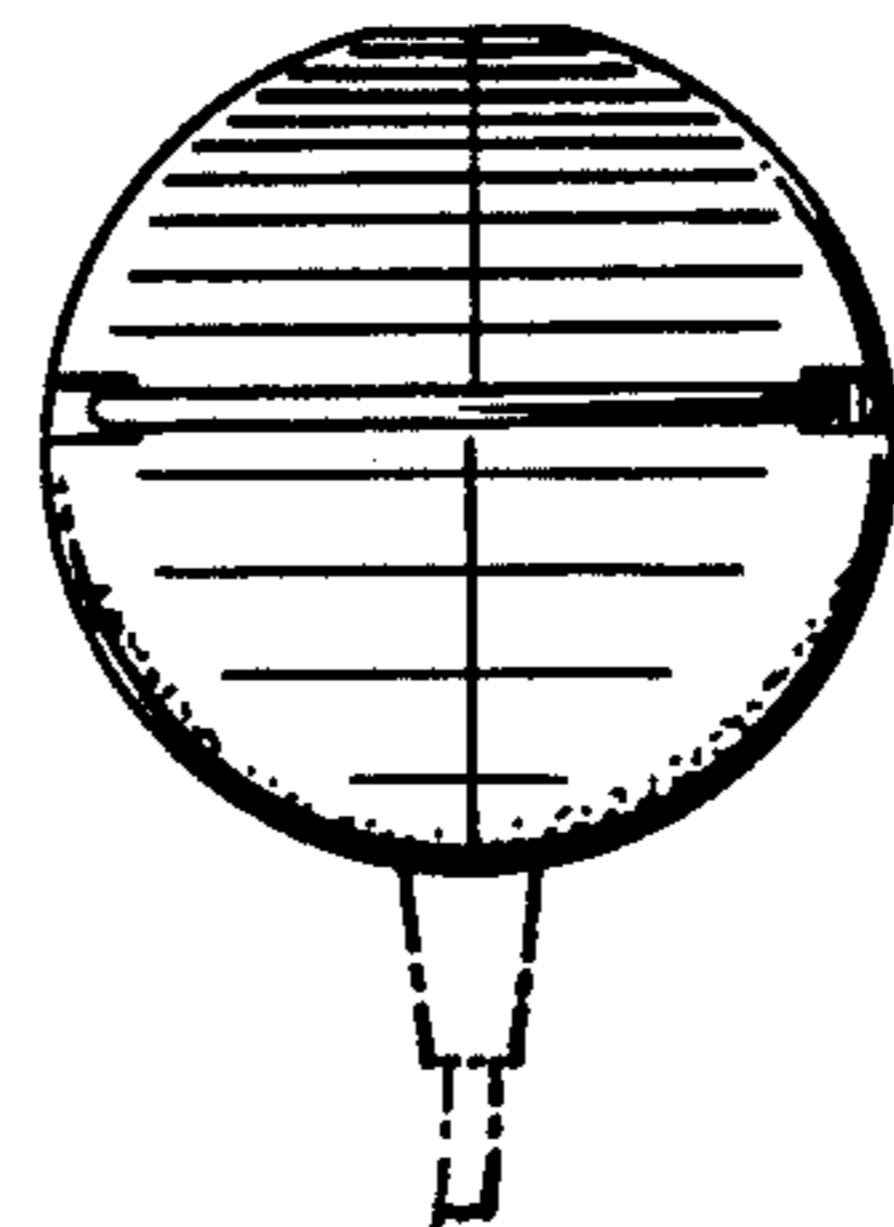


FIG. 5