

[54] TAPE PLAYER

[75] Inventors: Akiyoshi Okada, Tokyo; Ichiro Hino, Yokohama, both of Japan

[73] Assignee: Sony Corporation, Tokyo, Japan

[\*\*] Term: 14 Years

[21] Appl. No.: 421,385

[22] Filed: Oct. 13, 1989

[30] Foreign Application Priority Data

Jul. 27, 1989 [JP] Japan ..... 1-27858

[52] U.S. Cl. .... D14/165; D14/163

[58] Field of Search ..... D14/160-165, D14/167-168, 188, 192

[56] References Cited

U.S. PATENT DOCUMENTS

D. 281,877 12/1985 Kurata et al. .... D14/165  
D. 305,540 1/1990 Kawabe et al. .... D14/163

D. 311,537 10/1990 Tsuchiya et al. .... D14/163 X  
D. 312,254 11/1990 Nakayama ..... D14/165 X


Primary Examiner—Theodore M. Shooman  
Attorney, Agent, or Firm—Lewis H. Eslinger; Jay H. Maioli

[57] CLAIM


The ornamental design for a tape player, as shown and described.

DESCRIPTION


FIG. 1 is a top, front and right-side perspective view of a tape player, showing our new design; FIG. 2 is a top, front and right-side perspective view thereof, shown with cassette lid in the open position; FIG. 3 is a front elevational view thereof; FIG. 4 is a rear elevational view thereof; FIG. 5 is a left-side elevational view thereof; FIG. 6 is a right-side elevational view thereof; FIG. 7 is a top plan view thereof; and FIG. 8 is a bottom plan view thereof.



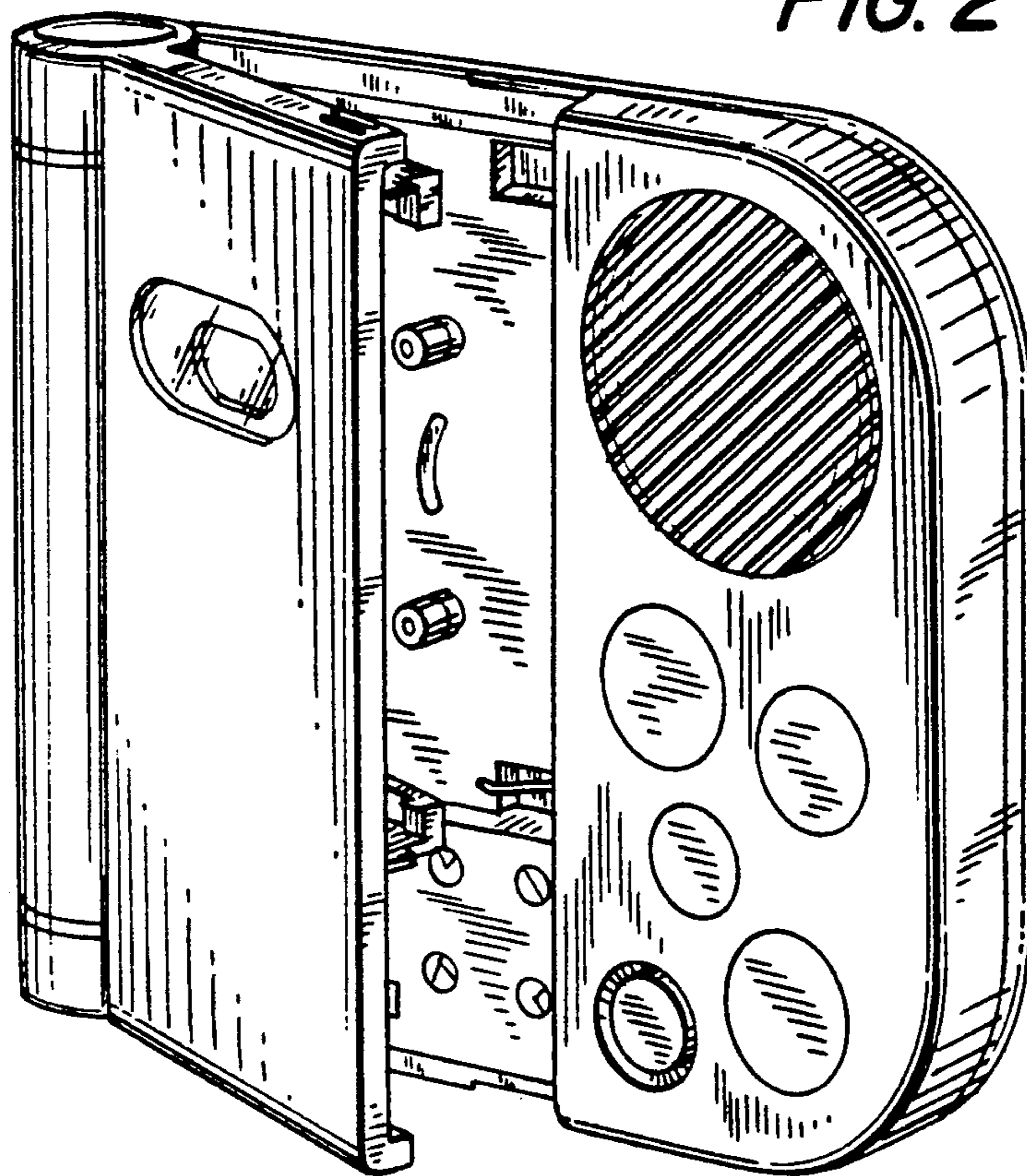
*FIG. 1*



*FIG. 5*



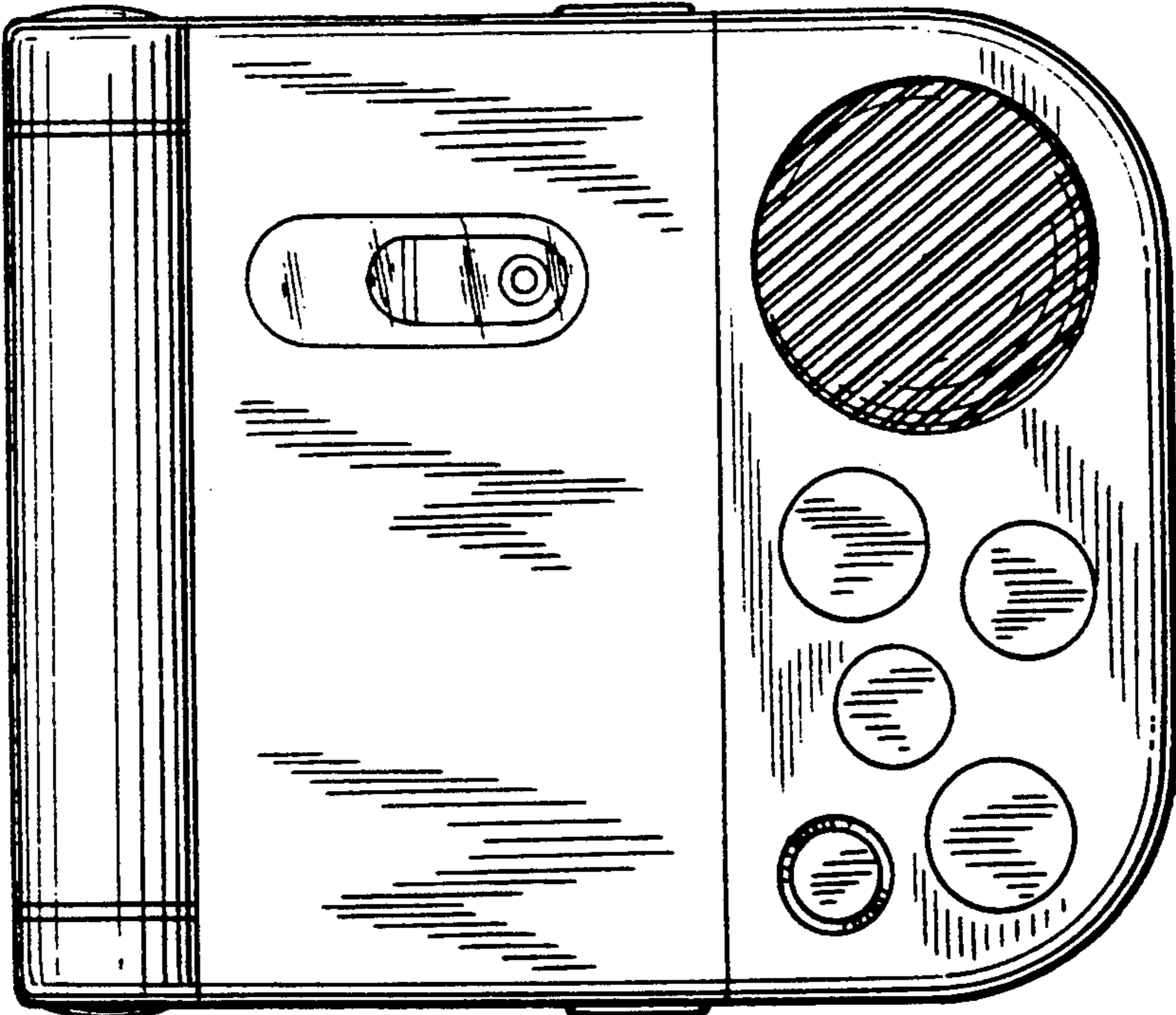
*FIG. 2*




*FIG. 6*



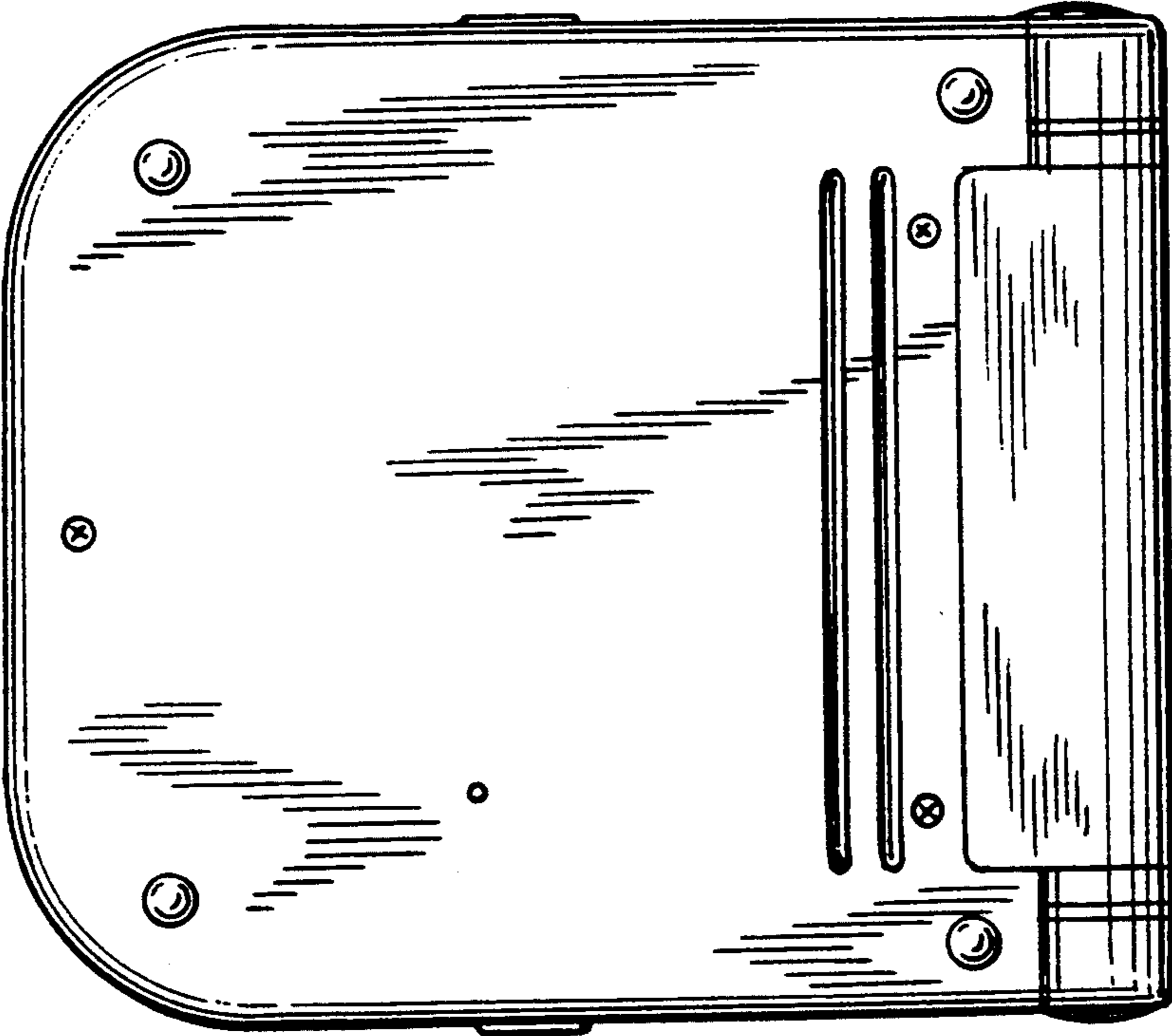
*FIG. 3*



*FIG. 7*



*FIG. 4*



*FIG. 8*

