

[54] **DIGITIZING STYLUS**

[75] Inventors: **William Valls, Harwinton; Charles Merritt, Southport, both of Conn.**

[73] Assignee: **Summagraphics Corporation, Seymour, Conn.**

[**] Term: **14 Years**

[21] Appl. No.: **309,545**

[22] Filed: **Feb. 13, 1989**

[52] U.S. Cl. **D14/114; D19/46; D19/48**

[58] Field of Search **D14/114, 116; D19/35, D19/36, 41-51, 54-58; 178/18, 19; 340/706, 707, 710; 364/708, 709**

D. 307,421 4/1990 Tedham et al. D14/114
 D. 312,659 12/1990 Oka D19/36 X
 4,184,044 1/1980 Zwerenz 178/18
 4,268,730 5/1981 Higgins et al. 178/18 X
 4,532,376 7/1985 Rockwell 178/18
 4,667,182 5/1987 Murphy 178/18 X
 4,707,571 11/1987 Clements et al. 178/18

Primary Examiner—Bruce W. Dunkins
Assistant Examiner—Martha Thompson
Attorney, Agent, or Firm—Rosen, Dainow & Jacobs

[57] **CLAIM**

The ornamental design for a digitizing stylus, as shown.

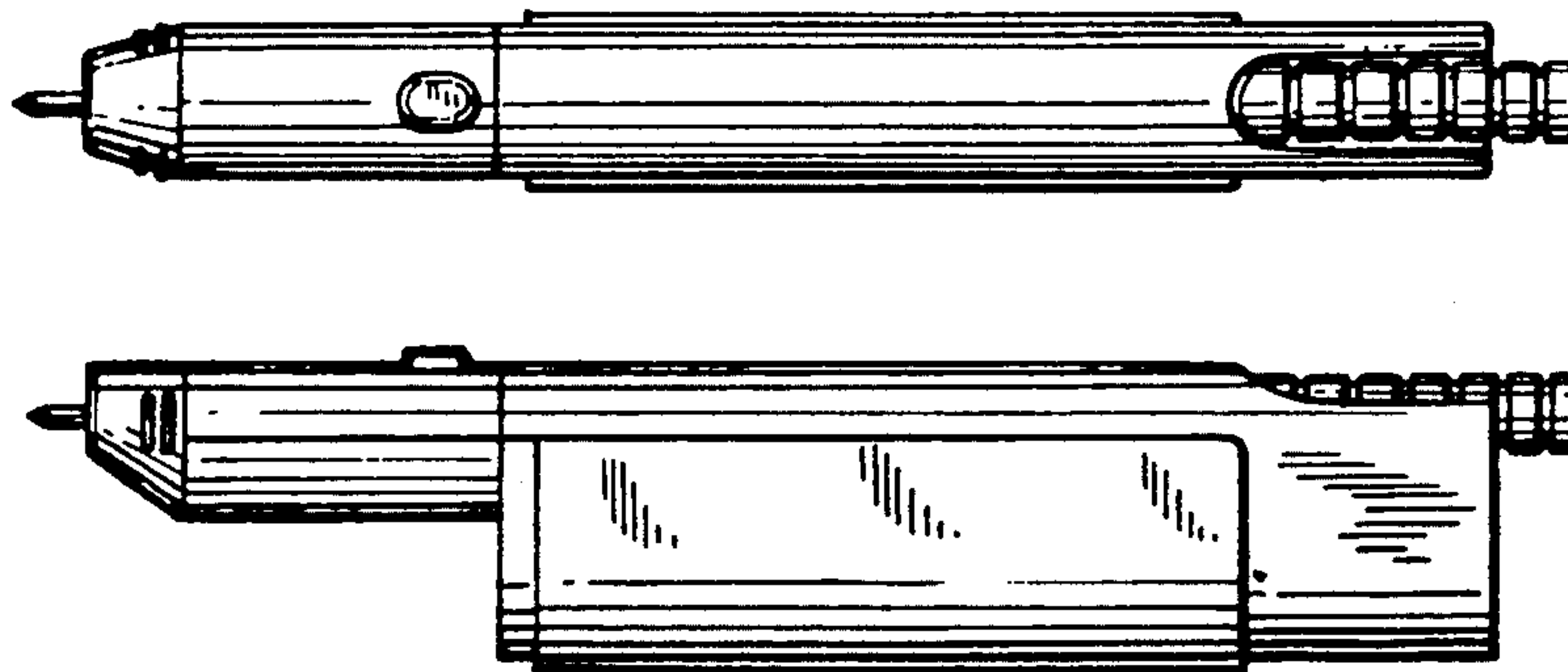
DESCRIPTION

FIG. 1 is a front elevational view of a digitizing stylus showing our new design;
 FIG. 2 is a left side elevational view, the right side being a mirror image thereof;
 FIG. 3 is a bottom plan view;
 FIG. 4 is a top plan view; and
 FIG. 5 is a rear elevational view thereof.

[56] **References Cited**

U.S. PATENT DOCUMENTS

D. 238,680 2/1976 Pulos et al. D14/116
 D. 294,263 2/1988 Rodgers et al. D14/114






FIG. 1



FIG. 2



FIG. 5

FIG. 4

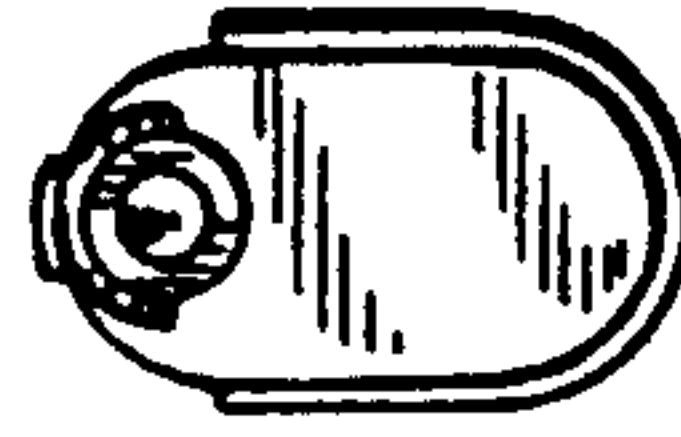


FIG. 3

