

[54] HOUSING FOR A BATTERY OR SIMILAR ARTICLE

4,876,552 10/1989 Zakman 455/89 X
4,922,178 5/1990 Matuszewski et al. 320/2

[75] Inventor: Albert L. Nagele, Wilmette, Ill.

FOREIGN PATENT DOCUMENTS

[73] Assignee: Motorola, Inc., Schaumburg, Ill.

0292729 11/1988 Japan 455/127

[**] Term: 14 Years

OTHER PUBLICATIONS

[21] Appl. No.: 405,507

Motorola Instruction Manual No. 68P81046E60-B on Dyna TAC Portable Telephone, "Portable Telephone Rechargeable Battery Pack" Model No. TNN6000A-No. 68P81049E56-C.

[22] Filed: Sep. 11, 1989

[52] U.S. Cl. D13/103

Primary Examiner—Susan J. Lucas

[58] Field of Search D13/103, 184, 199;
D14/137; 320/2, 3, 4; 455/127, 346, 89, 90, 95;
429/96-100, 121, 123, 159, 176, 178

Assistant Examiner—J. Sincavage

Attorney, Agent, or Firm—Raymond A. Jenki; Rolland R. Hackbart

[56] References Cited

[57] CLAIM

U.S. PATENT DOCUMENTS

The ornamental design for a housing for a battery or similar article, as shown and described.

- D. 269,873 7/1983 Nagele et al. .
- D. 277,747 2/1985 Toth D13/103
- D. 280,717 9/1985 Scheid et al. D13/103
- D. 283,888 5/1986 Claxton et al. D13/103
- D. 284,759 7/1986 Nagele et al. .
- D. 285,439 9/1986 Nagele .
- D. 289,044 3/1987 Watanabe .
- D. 295,625 5/1988 Watanabe .
- D. 296,694 7/1988 Watanabe .
- D. 298,033 10/1988 Hotsumi et al. .
- D. 298,036 10/1988 Watanabe .
- D. 298,231 11/1988 Watanabe .
- D. 299,493 1/1989 Watanabe D14/138
- D. 299,719 2/1989 Martensson et al. D14/138
- 4,072,800 2/1978 Gammer 429/97

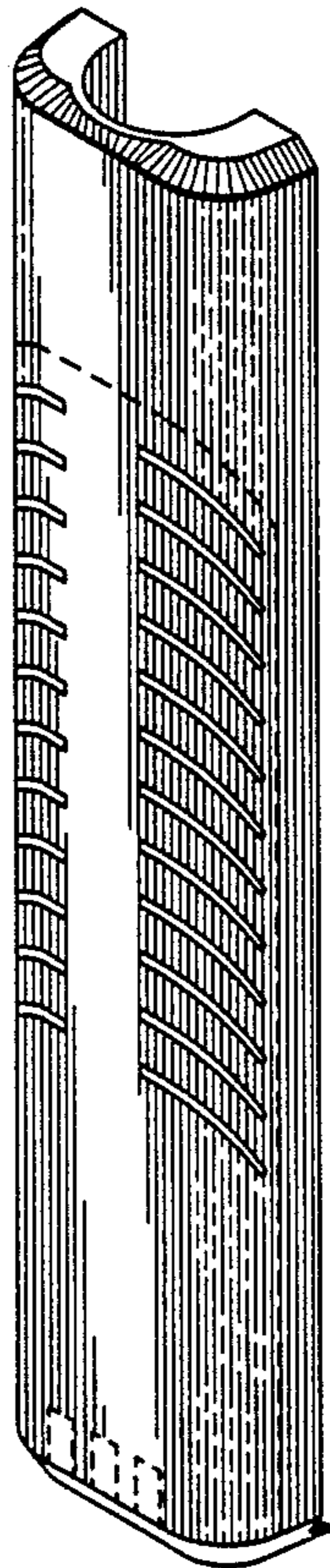
DESCRIPTION

FIG. 1 is a top, front, and right side perspective view of said housing for a battery or similar article showing my, new design, where the broken line material is for illustrative purposes and forms no part of the claimed design;

FIG. 2 is a left side elevational view thereof, the right side elevational view thereof being a mirror image;

FIG. 3 is a rear elevational view thereof, where the broken line material is for illustrative purposes and forms no part of the claimed design; and

FIG. 4 is a bottom plan view thereof.



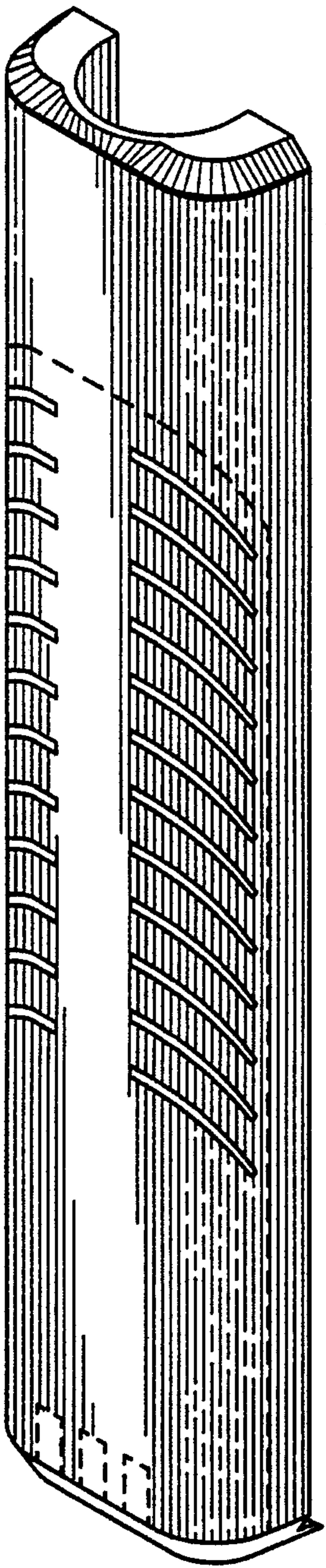


FIG. 1

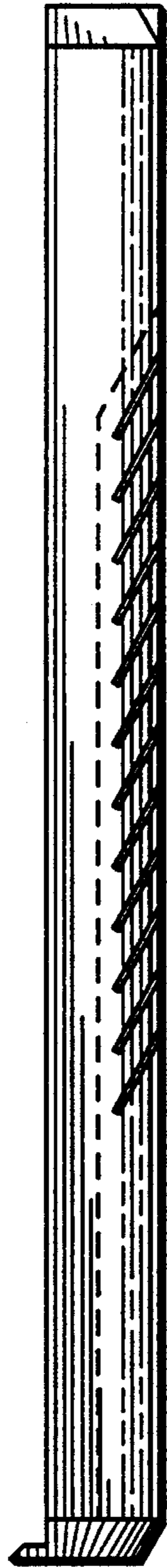


FIG. 2




FIG. 3




FIG. 4