

[54] SLIDER FOR SLIDE FASTENER

2,456,822 12/1948 Engel ..... 24/415

[75] Inventor: Kiyoshi Oda, Namerikawa, Japan  
[73] Assignee: Yoshida Kogyo K. K., Tokyo, Japan  
[\*\*] Term: 14 Years  
[21] Appl. No.: 361,114  
[22] Filed: Jun. 5, 1989

Primary Examiner—A. Hugo Word  
Assistant Examiner—R. T. Seifert  
Attorney, Agent, or Firm—Hill, Van Santen, Steadman & Simpson

[57] CLAIM

The ornamental design for a slider for slide fastener, as shown.

[30] Foreign Application Priority Data

Dec. 22, 1988 [JP] Japan ..... 63-49889

[52] U.S. Cl. .... D11/221; D11/200

[58] Field of Search ..... D11/200, 201, 221, 212,  
D11/13, 40-47, 79-80, 85-86, 1-4;  
24/381-385, 415-417, 427-431

DESCRIPTION

FIG. 1 is a front elevational view of a slider for slide fastener showing my new design;  
FIG. 2 is a rear elevational view;  
FIG. 3 is a top plan view;  
FIG. 4 is a bottom plan view;  
FIG. 5 is a right side elevational view, the opposite side being a mirror image;  
FIG. 6 is a sectional view taken along the lines 6—6 of FIG. 1; and  
FIG. 7 is a sectional view taken along the lines 7—7 of FIG. 5.

[56] References Cited

U.S. PATENT DOCUMENTS

D. 303,510 9/1989 Minami ..... D11/221  
D. 305,106 12/1989 Aoki ..... D11/221  
2,433,737 12/1947 Cherrow ..... D11/42

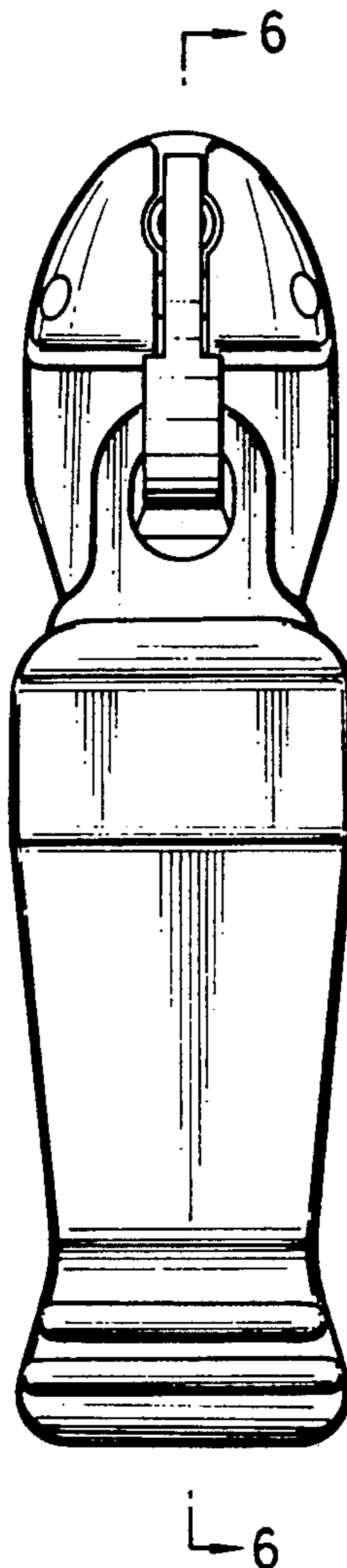


FIG. 1

FIG. 2

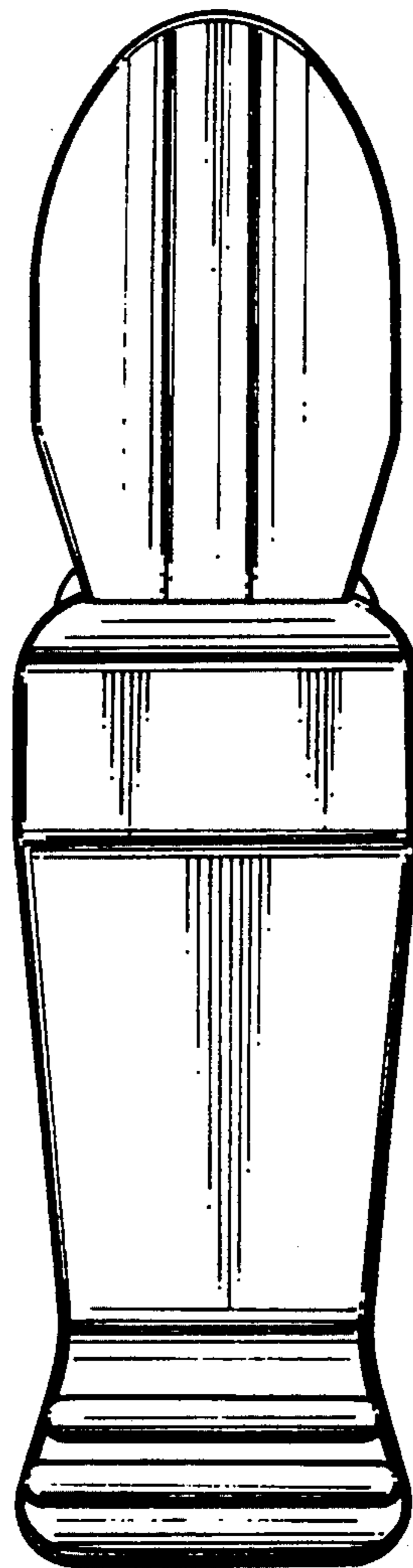
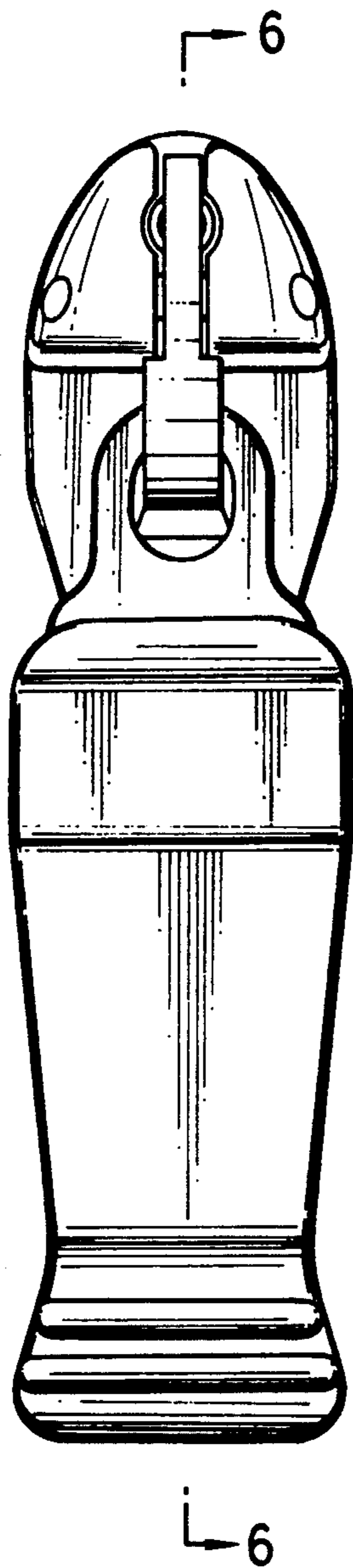


FIG. 5

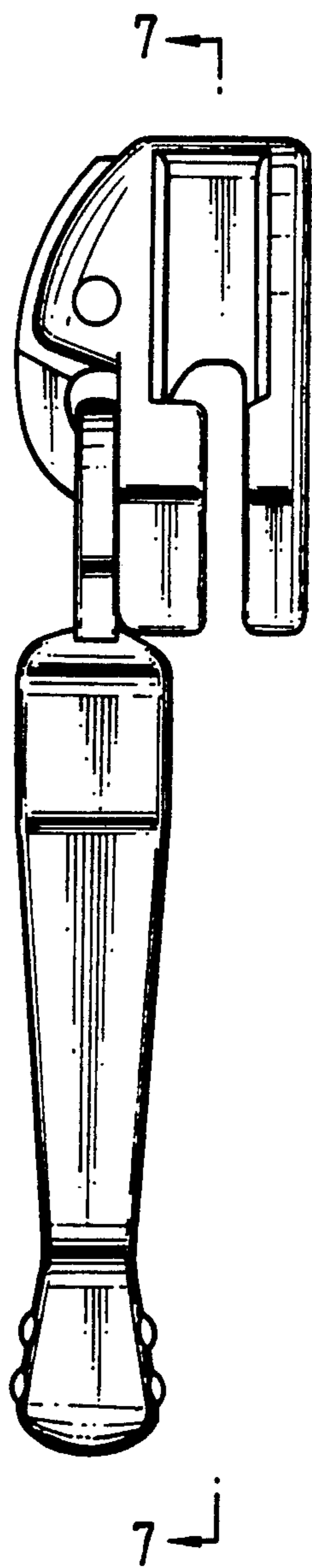


FIG. 3




FIG. 4

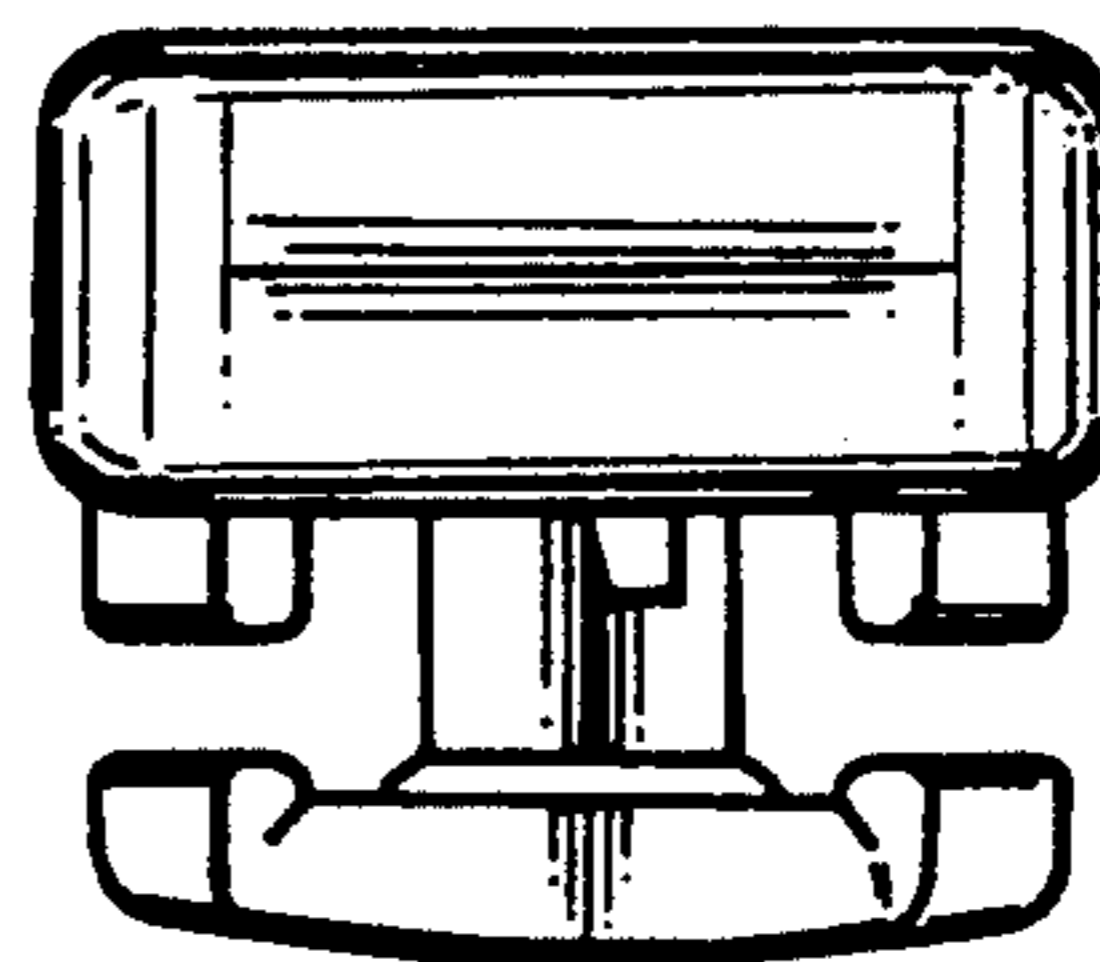


FIG. 7

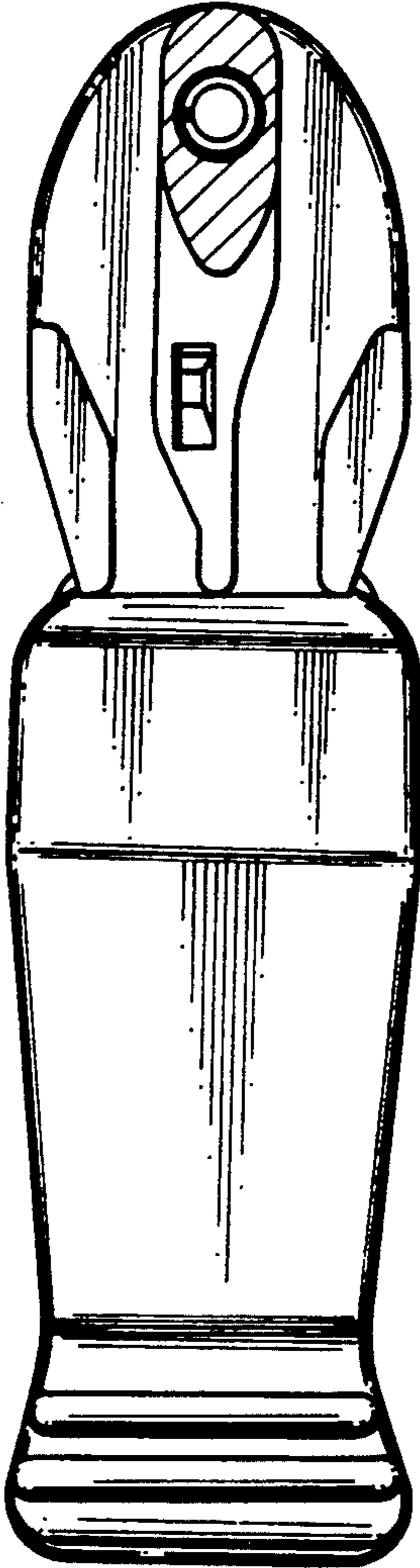


FIG. 6

