

[54] PULL TAB FOR SLIDE FASTENER

[75] Inventors: Yasuharu Terada, Uozu; Chiharu Takemura, Kurobe, both of Japan

[73] Assignee: Yoshida Kogyo K. K., Tokyo, Japan

[**] Term: 14 Years

[21] Appl. No.: 342,563

[22] Filed: Apr. 24, 1989

[30] Foreign Application Priority Data

Oct, 24, 1988 [JP] Japan 63-41714

[52] U.S. Cl. D11/221

[58] Field of Search D11/200, 201, 221, 212,
D11/13, 40-47, 79-80, 85, 86, 1-4; 24/381-385,
415-417, 427-431

[56] References Cited

U.S. PATENT DOCUMENTS

2,000,415	5/1935	Pannutti, Jr.	24/430
2,483,057	9/1949	Levering	24/382
4,790,050	12/1988	Ishii	24/429

Primary Examiner—A. Hugo Word

Assistant Examiner—R. T. Seifert

Attorney, Agent, or Firm—Hill, Van Santen, Steadman & Simpson

[57] CLAIM

The ornamental design for a pull tab for slide fastener, as shown and described.

DESCRIPTION

FIG. 1 is a front elevational of a pull tab for slide fastener showing my new design;

FIG. 2 is a right side elevational view;

FIG. 3 is a top plan view;

FIG. 4 is a bottom plan view;

FIG. 5 is a sectional view taken along the lines 5—5 of FIG. 1;

FIG. 6 is a sectional view taken along the lines 6—6 of FIG. 2;

FIG. 7 is an enlarged sectional view taken along the lines 7—7 of FIG. 1; and

FIG. 8 is an enlarged sectional view taken along the lines 8—8 of FIG. 1.

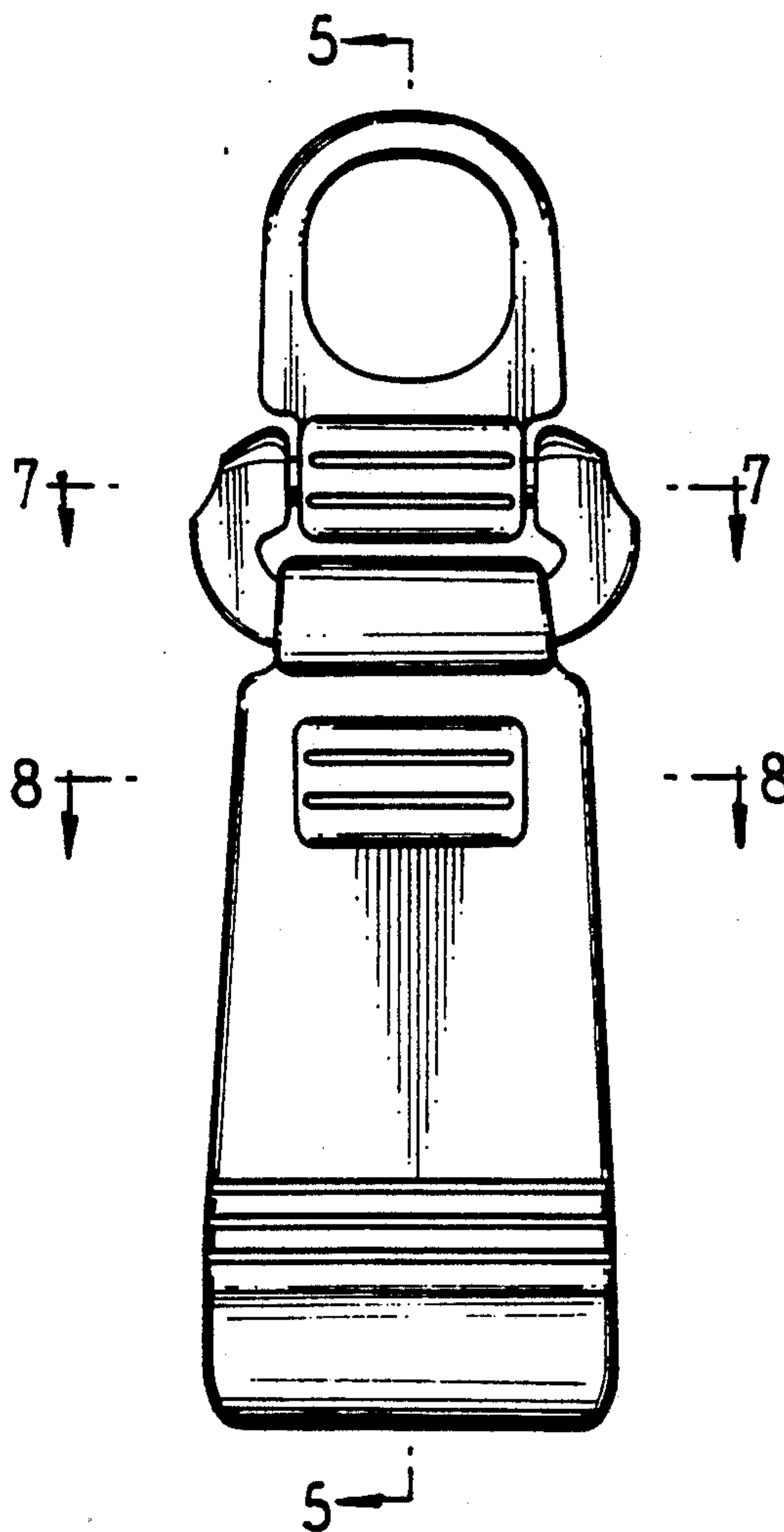


FIG. 1

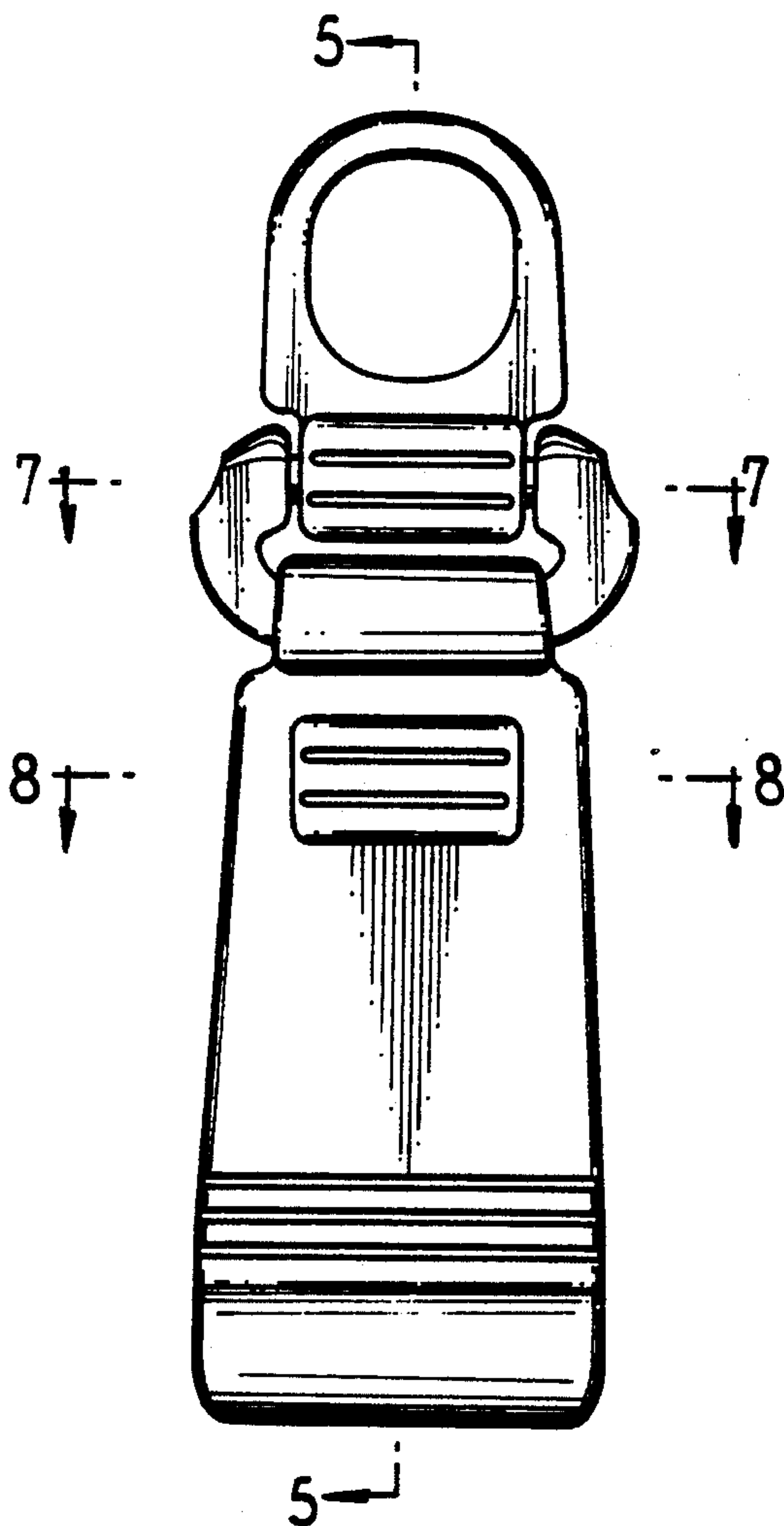


FIG. 2




FIG. 4




FIG. 3




FIG. 6




FIG. 5

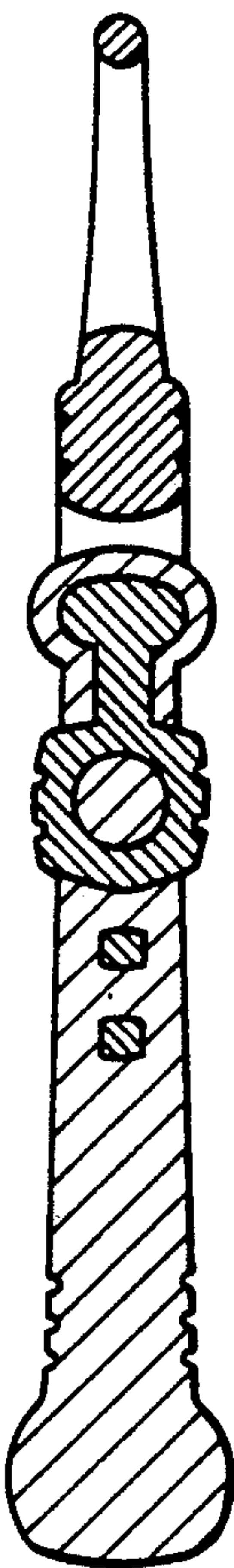


FIG. 7

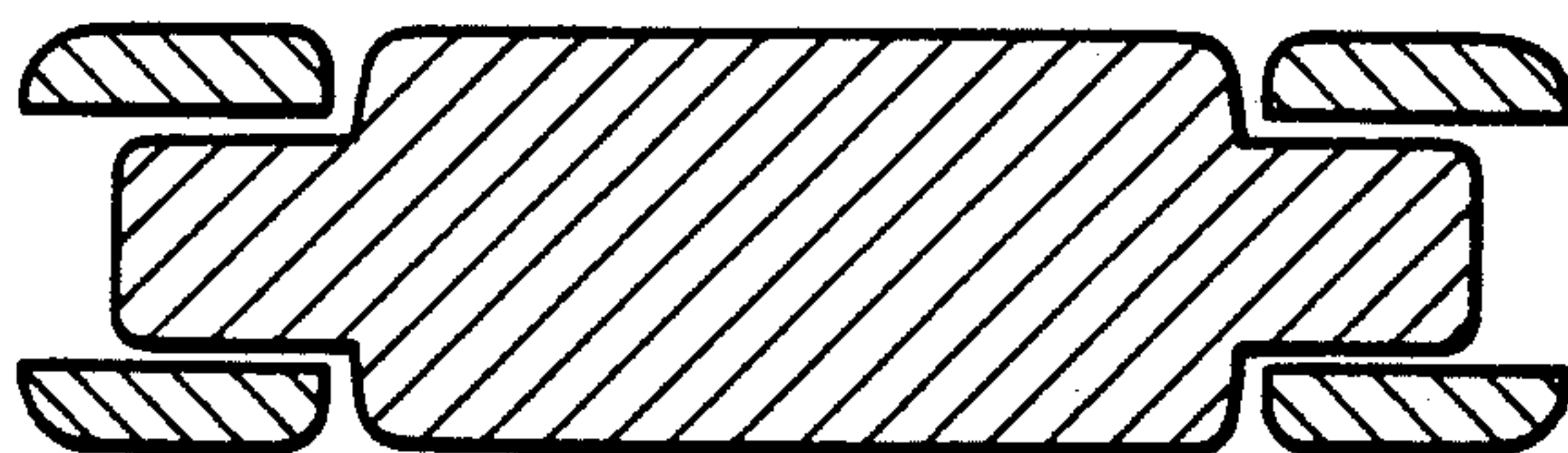


FIG. 8

