

[54] PAVEMENT MARKER

[76] Inventor: Michael W. Sakko, P.O. Box 2501, Winter Haven, Fla. 33883

[*] Notice: The portion of the term of this patent subsequent to May 23, 2003 has been disclaimed.

[**] Term: 14 Years

[21] Appl. No.: 323,987

[22] Filed: Mar. 15, 1989

[52] U.S. Cl. D10/113

[58] Field of Search D10/113, 111, 109; 116/63 R, 63 P, 63 C, 63 T, 173

[56] References Cited

U.S. PATENT DOCUMENTS

D. 244,764 6/1977 Grubauer D10/113

D. 301,209 5/1989 Sakko D10/113
1,789,525 9/1930 Hoff D10/113
2,981,149 4/1961 Stolarczyk et al. 116/63 R
4,237,191 12/1980 Horne 116/63 R


Primary Examiner—Wallace R. Burke
Assistant Examiner—Marcus Jackson

[57] CLAIM

The ornamental design for a pavement marker, as shown and described.

DESCRIPTION

FIG. 1 is a top front perspective view of a pavement marker showing ny new design;
FIG. 2 is a front elevational view thereof;
FIG. 3 is a side elevational view thereof, the opposite side being a mirror image;
FIG. 4 is a top plan view thereof;
FIG. 5 is a bottom plan view thereof.



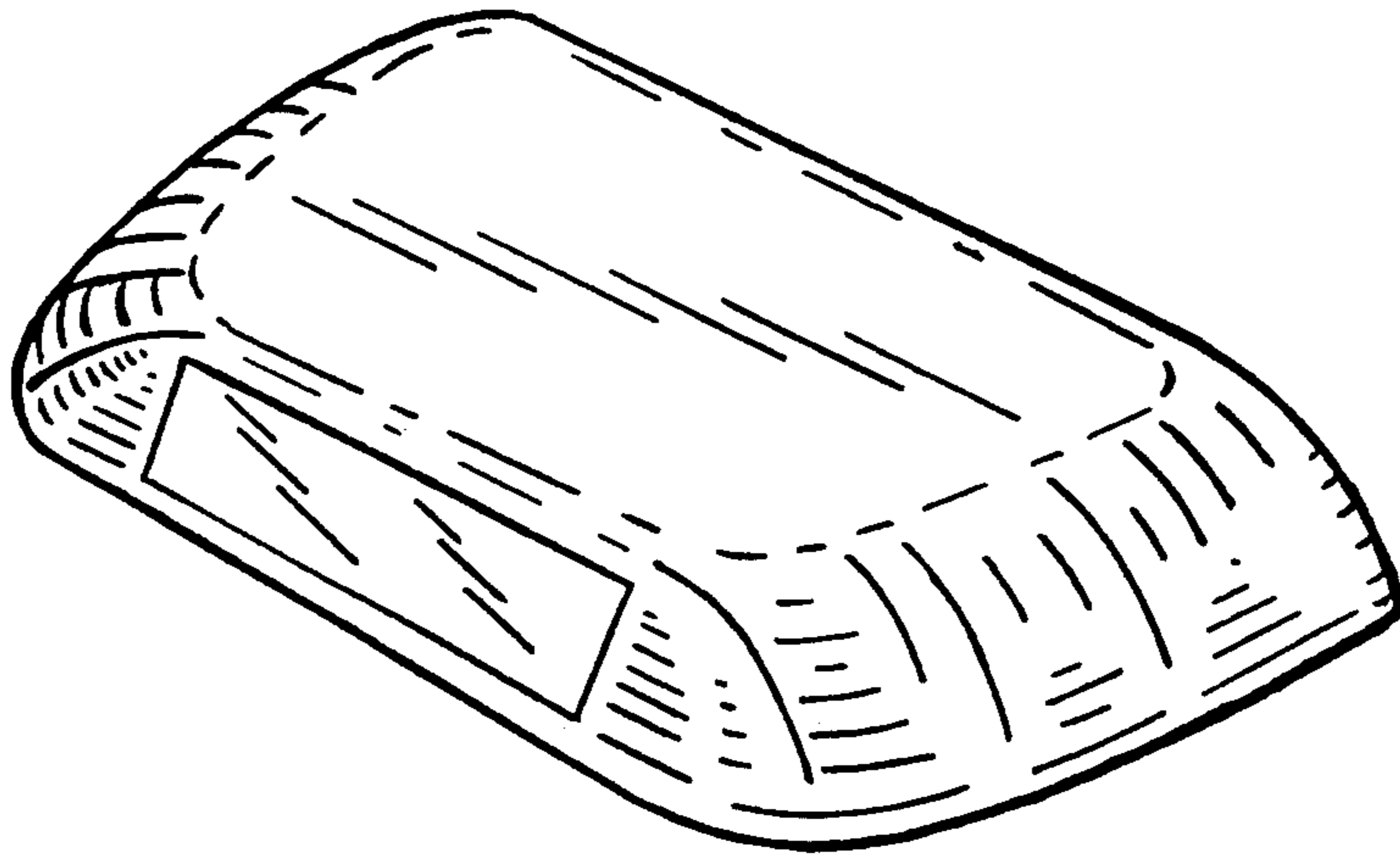


FIG. 1.

FIG. 2.




FIG. 3.




FIG. 4.

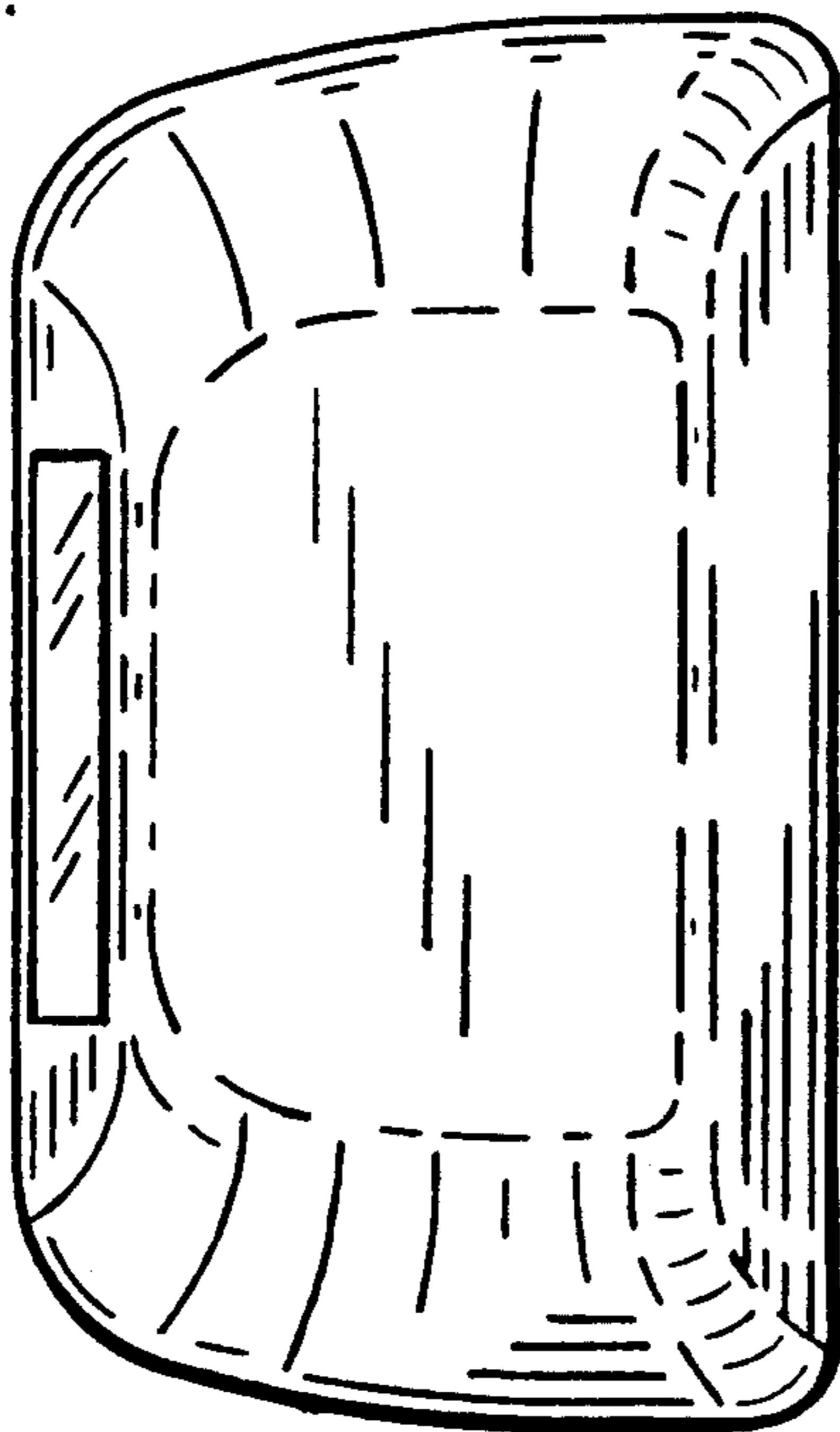


FIG. 5.

