

[54] COMBINED TIMER AND HANDLE

[75] Inventor: Walter Koziol, Antioch, Ill.

[73] Assignee: Modern Home Products Corp.,  
Antioch, Ill.

[\*\*] Term: 14 Years

[21] Appl. No.: 637,389

[22] Filed: Jan. 4, 1991

Related U.S. Application Data

[62] Division of Ser. No. 121,571, Nov. 16, 1987, Pat. No.  
Des. 316,678.

[52] U.S. Cl. .... D10/40; D8/307;  
D8/310; D10/2; D10/31; D10/30

[58] Field of Search ..... D10/2, 30, 31, 40;  
D8/307, 310; 368/10, 11, 285

[56] References Cited

U.S. PATENT DOCUMENTS

D. 184,300 1/1959 Boldt ..... D10/40  
D. 221,976 9/1971 Stolarczyk ..... D10/40

D. 232,920 9/1974 Rodriguez ..... D10/40  
D. 251,058 2/1979 Danz ..... D10/40  
D. 289,424 4/1987 Huang ..... D10/31 X

FOREIGN PATENT DOCUMENTS

2044494 10/1980 United Kingdom ..... 368/10 X

OTHER PUBLICATIONS

*Dimco Plastic Knobs Cat. #66-Supp. #1-Cat. 64-tap-  
ered Handle #275.*


*Primary Examiner—Nelson C. Holtje  
Attorney, Agent, or Firm—Quarles & Brady*

[57] CLAIM

The ornamental design for a combined timer and han-  
dle, as shown and described.

DESCRIPTION

FIG. 1 is a front top-left perspective view of a com-  
bined timer and handle showing my new design;  
FIG. 2 is a front elevational view thereof, the rear being  
substantially similar thereto but without the marker;  
FIG. 3 is a left side elevational view thereof; and  
FIG. 4 is a right side elevational view thereof.






FIG. 1.

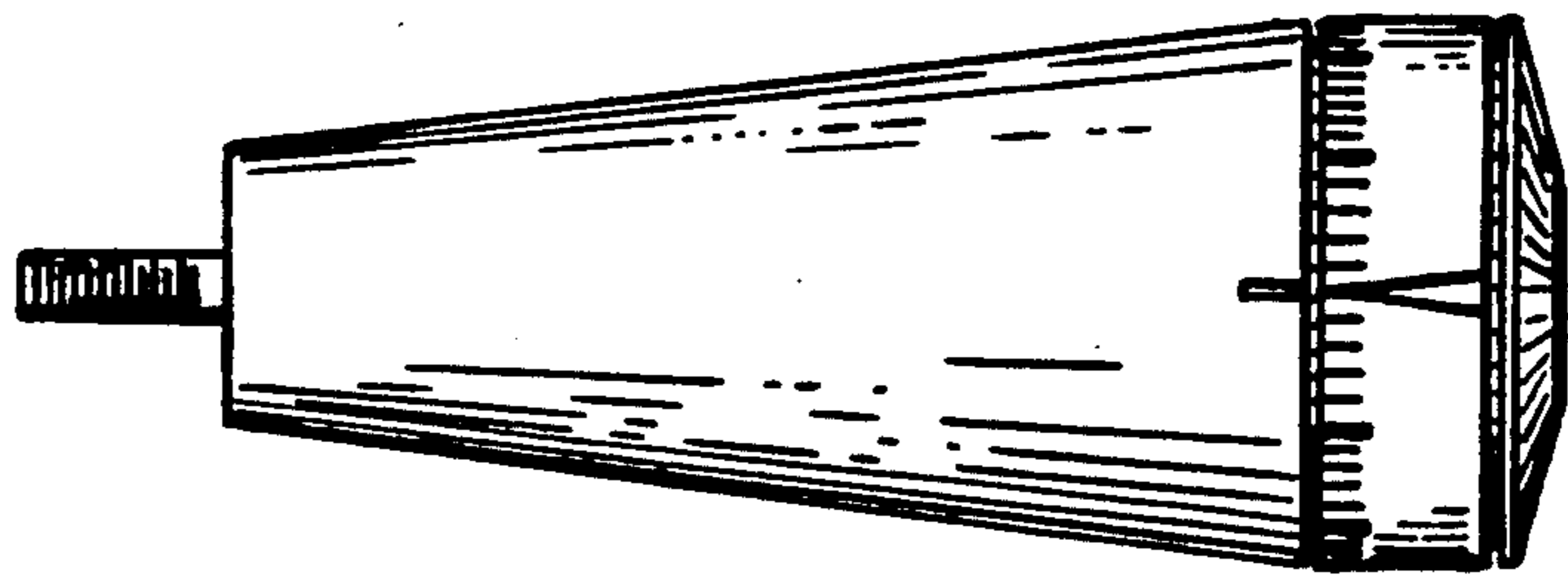


FIG. 2.




FIG. 3.

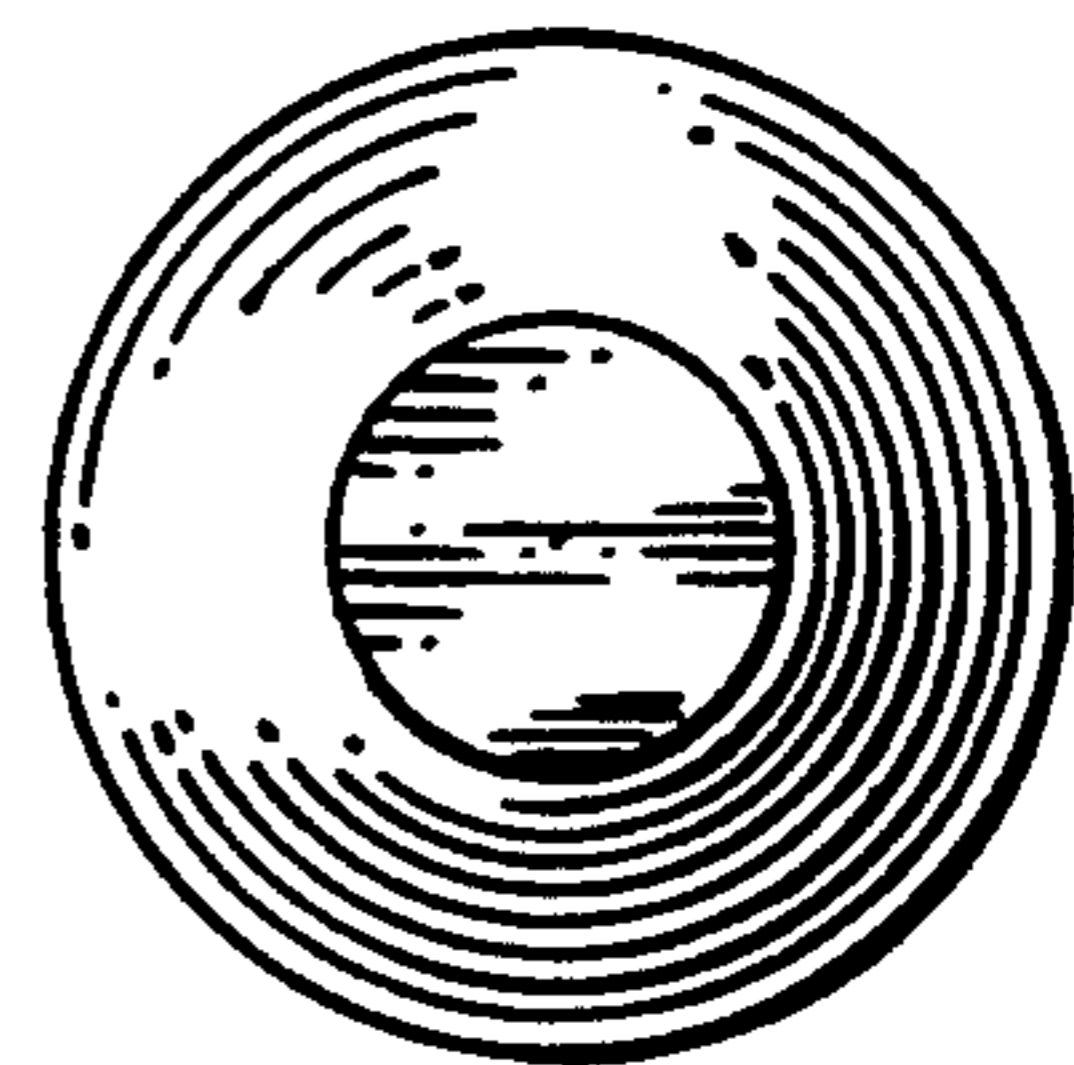


FIG. 4.