

[54] WRIST WATCH

[75] Inventor: Kaoru Tsukahara, Kodaira, Japan

[73] Assignee: Casio Computer Co., Ltd., Tokyo, Japan

[**] Term: 14 Years

[21] Appl. No.: 343,920

[22] Filed: Apr. 26, 1989

[52] U.S. Cl. D10/39; D10/30

[58] Field of Search D10/1-39, D10/122-132; 368/107-121, 239-242, 232, 276, 277, 280-282, 285

[56] References Cited

U.S. PATENT DOCUMENTS

- D. 264,945 6/1982 Pennell D10/32
- D. 288,668 3/1987 Flury D10/31
- D. 295,729 5/1988 Suzuki D10/39

OTHER PUBLICATIONS

Jewelers Circular-Keystone (JCK); 7/1987; p. 163.
Hong Kong Enterprise (HKE); 7/1988; p. 403;
MW8013 GG-1 watch top row.

Primary Examiner—Nelson C. Holtje
Assistant Examiner—Caron D. Veynar
Attorney, Agent, or Firm—Frishauf, Holtz, Goodman & Woodward

[57] CLAIM

The ornamental design for a wrist watch, as shown and described.

DESCRIPTION

FIG. 1 is a top plan view of a wrist watch showing my new design;
FIG. 2 is a rear elevational view thereof;
FIG. 3 is a right side elevational view thereof;
FIG. 4 is a left side elevational view thereof;
FIG. 5 is a front elevational view thereof;
FIG. 6 is a bottom plan view thereof; and
FIG. 7 is a perspective view thereof.




FIG. 4




FIG. 3

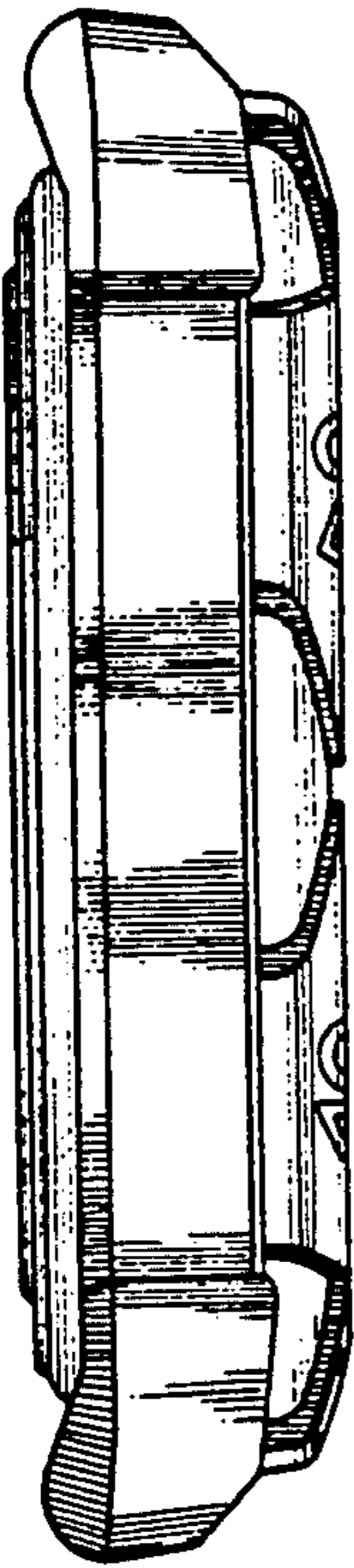


FIG. 1

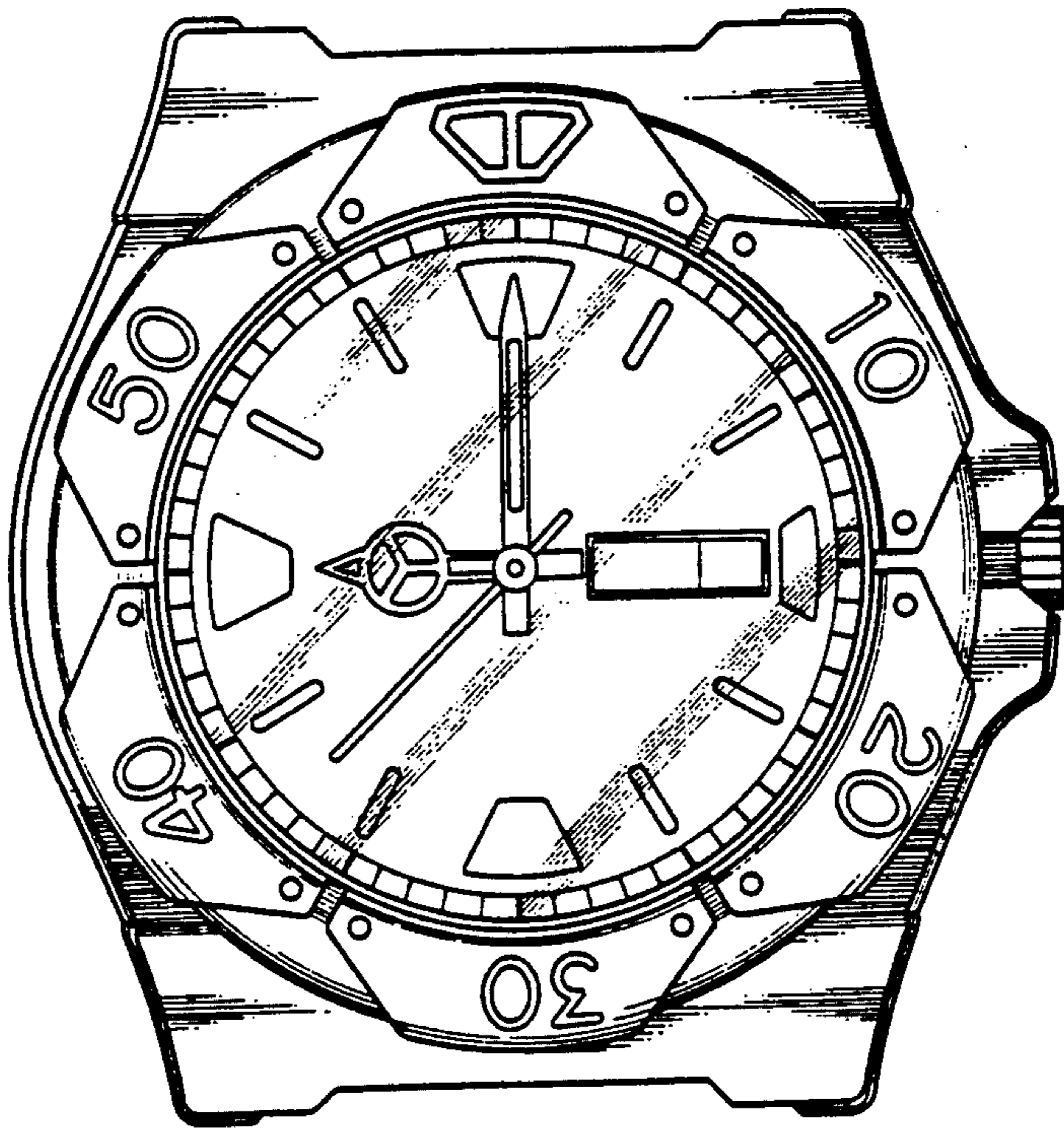


FIG. 2

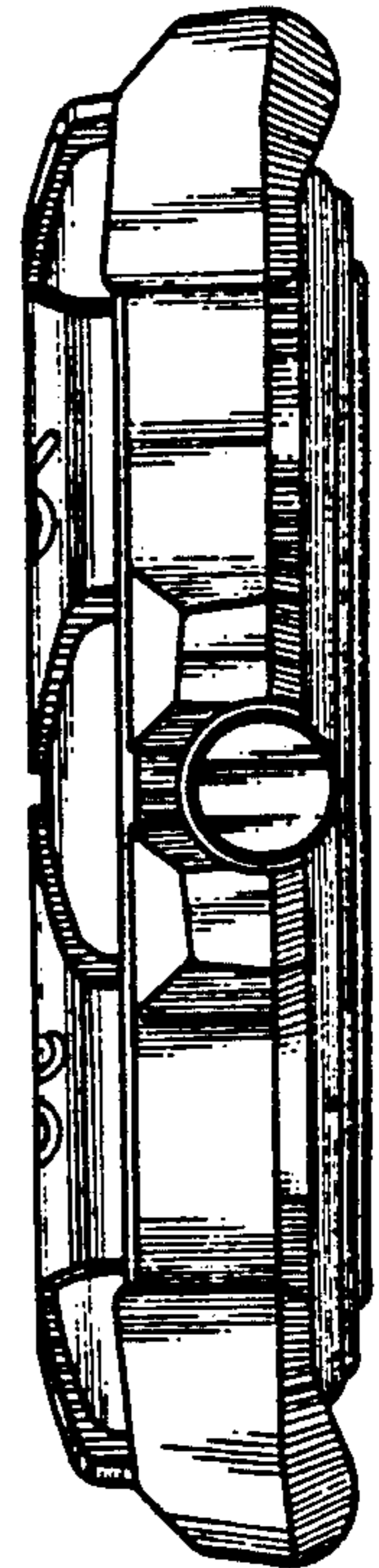


FIG. 5




FIG. 6

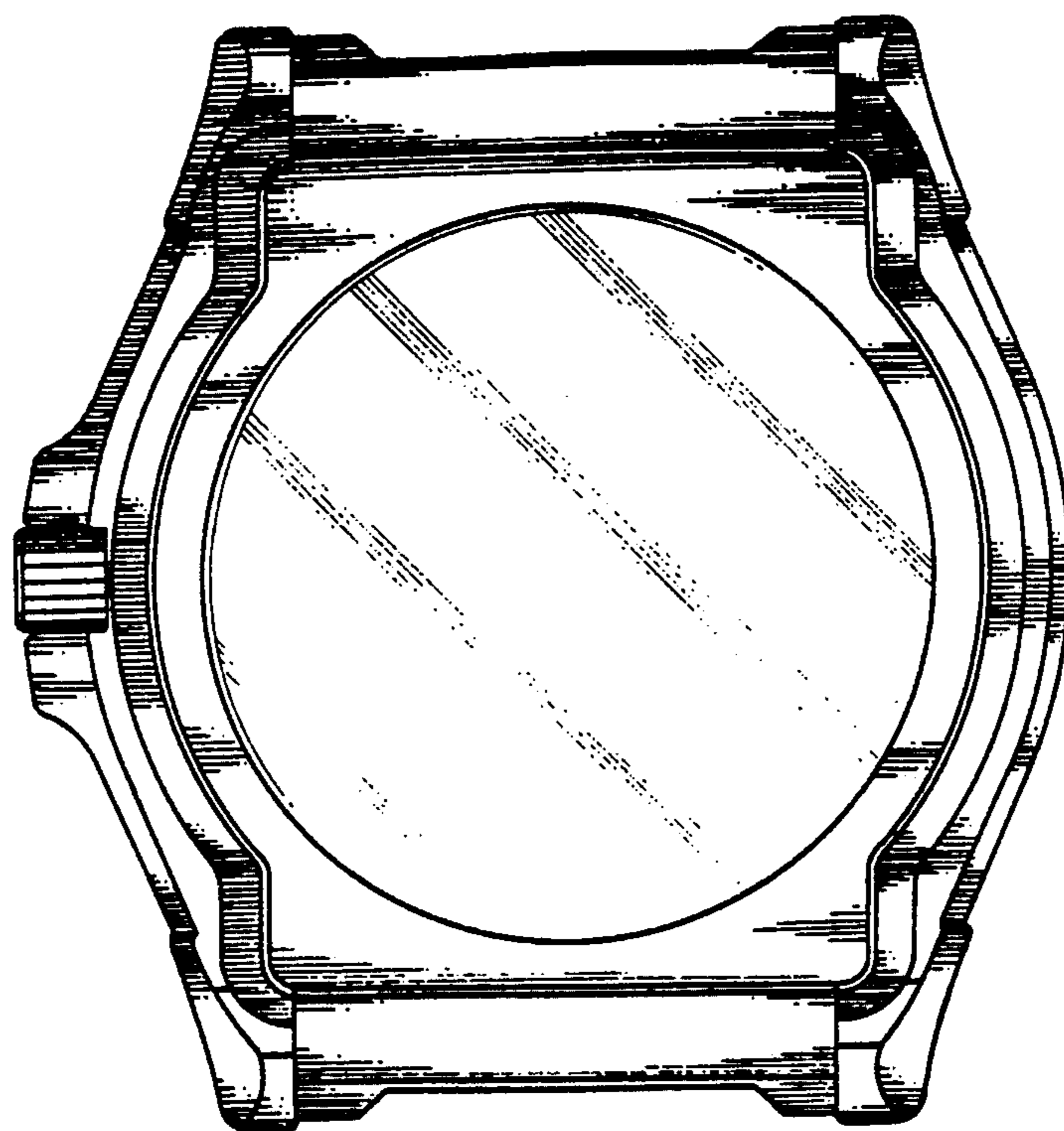


FIG. 7

