

[54] CLOCK

D. 257,670 12/1980 Lewis D10/15

[75] Inventor: James M. Luebbers, Louisville, Ky.

OTHER PUBLICATIONS

[73] Assignee: Vermont American Corporation, Louisville, Ky.

Arco cat. #86—Power Tool Access. & Handtools—Mar. 28, 1986—p. 30, "Combination" Sawblade at top-left.

[**] Term: 14 Years

Primary Examiner—Nelson C. Holtje
Attorney, Agent, or Firm—Middleton & Reutlinger

[21] Appl. No.: 222,229

[22] Filed: Jul. 21, 1988

[57] CLAIM

[52] U.S. Cl. D10/6

The ornamental design for a clock, as shown.

[58] Field of Search D10/1-39,
D10/122-132; 368/276-277, 280-282, 285

DESCRIPTION

[56] References Cited

FIG. 1 is a front elevational view of a clock showing my new design;

FIG. 2 is a top plan view thereof;

FIG. 3 is a bottom plan view thereof;


FIG. 4 is a right side elevational view thereof;

FIG. 5 is a rear elevational view thereof; and

FIG. 6 is a left side elevational view thereof.

U.S. PATENT DOCUMENTS

- D. 164,389 8/1951 Smith D10/6 X
- D. 197,662 3/1964 Levy D10/6
- D. 220,355 3/1971 Judson D10/22 X



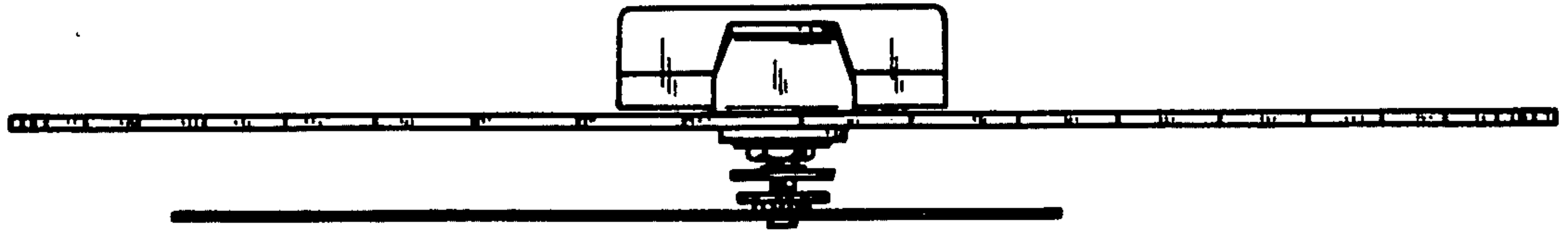


FIG. 2




FIG. 1




FIG. 3




FIG. 6




FIG. 5




FIG. 4