

[54] BOTTLE

[76] Inventor: Lenora Combes, 721 Leinster, Rochester Hills, Mich. 48309

[**] Term: 14 Years

[21] Appl. No.: 347,237

[22] Filed: May 3, 1989

[52] U.S. Cl. D9/311

[58] Field of Search D9/307, 311, 316, 335-336; D26/7; 215/1 R; 206/457; D7/506, 515, 517, 539, 301, 593-595, 599, 607, 627, 628

[56] References Cited

U.S. PATENT DOCUMENTS

D. 70,518	7/1926	Vaughan	D9/311
D. 72,908	6/1927	Miller	D9/313
D. 73,233	8/1927	Lasater	D9/311
D. 75,641	6/1928	Otto	D9/314
D. 77,694	2/1929	Jennings	D7/594
D. 77,727	2/1929	Barouh	D9/312
D. 78,163	4/1929	Krick	D9/311
D. 83,055	1/1931	Look	D7/301

D. 85,618	11/1931	McCartney	D7/517
D. 98,178	1/1936	McLaughlin	D9/313
D. 102,172	12/1936	Schiaparelli	D9/314
D. 129,162	8/1941	Fischman	D9/311
D. 186,553	11/1959	Rosenzweig	D9/312
D. 191,076	8/1961	Merideth et al.	D26/7
D. 259,249	5/1981	Sztuden	D9/313
D. 259,919	7/1981	Sztuden	D9/311

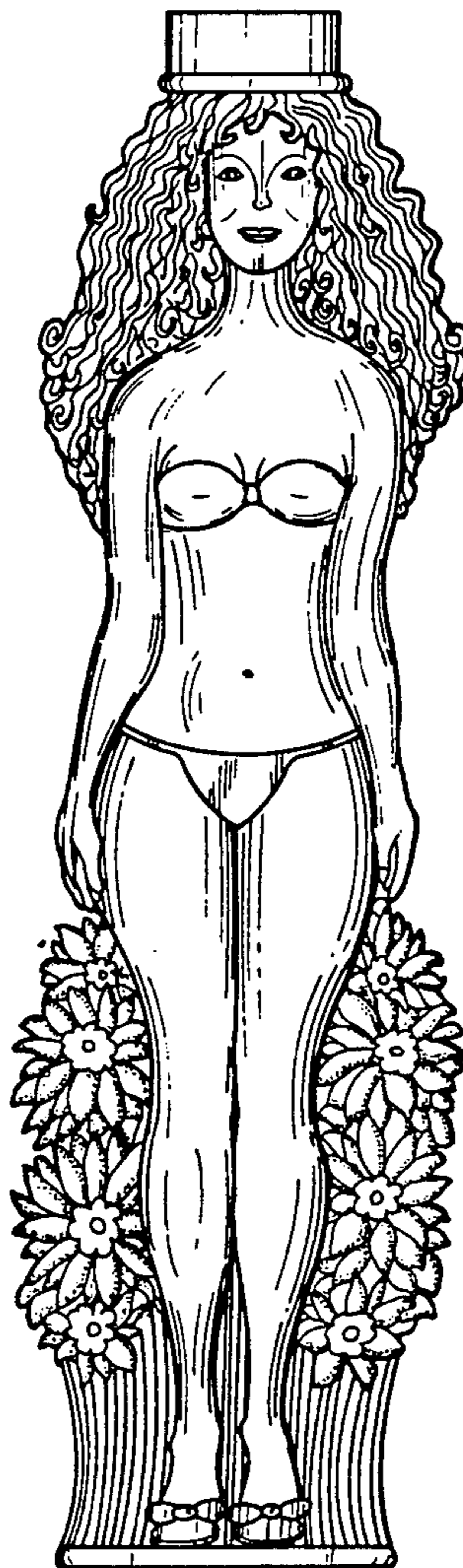
Primary Examiner—Bernard Ansher
Assistant Examiner—C. Tuttle
Attorney, Agent, or Firm—Daniel H. Bliss

[57] CLAIM

The ornamental design for a bottle, as shown and described.

DESCRIPTION

FIG. 1 is a front elevational view of a bottle showing my new design;
FIG. 2 is a right side elevational view thereof;
FIG. 3 is a top plan view thereof;
FIG. 4 is a rear elevational view thereof;
FIG. 5 is a left side elevational view thereof; and
FIG. 6 is a bottom plan view thereof.






Fig-1

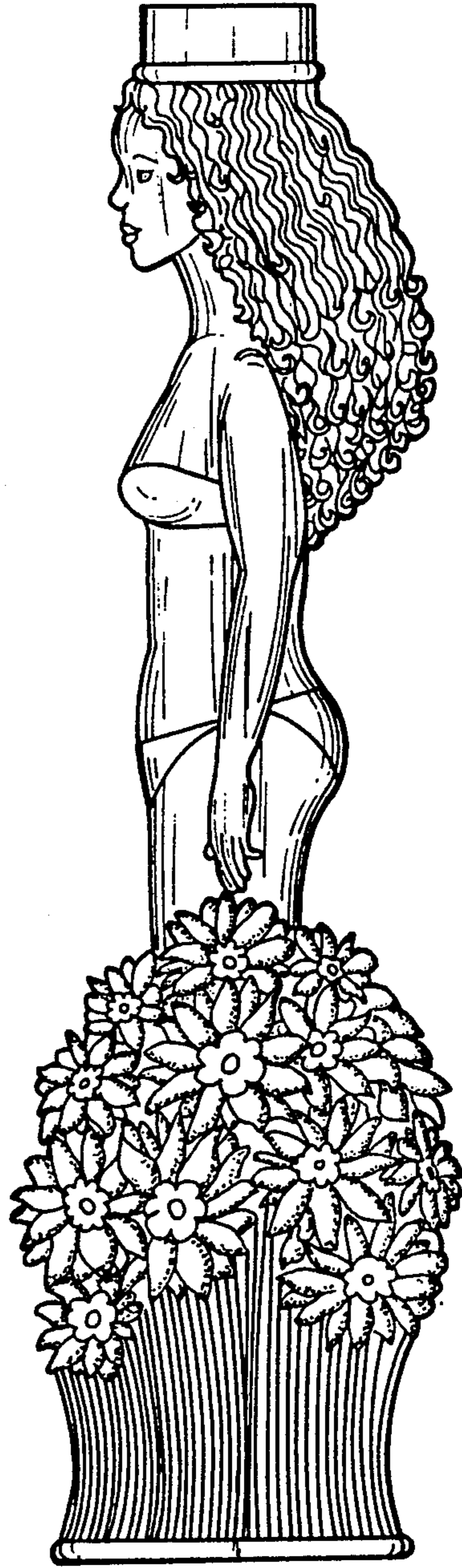


Fig-2

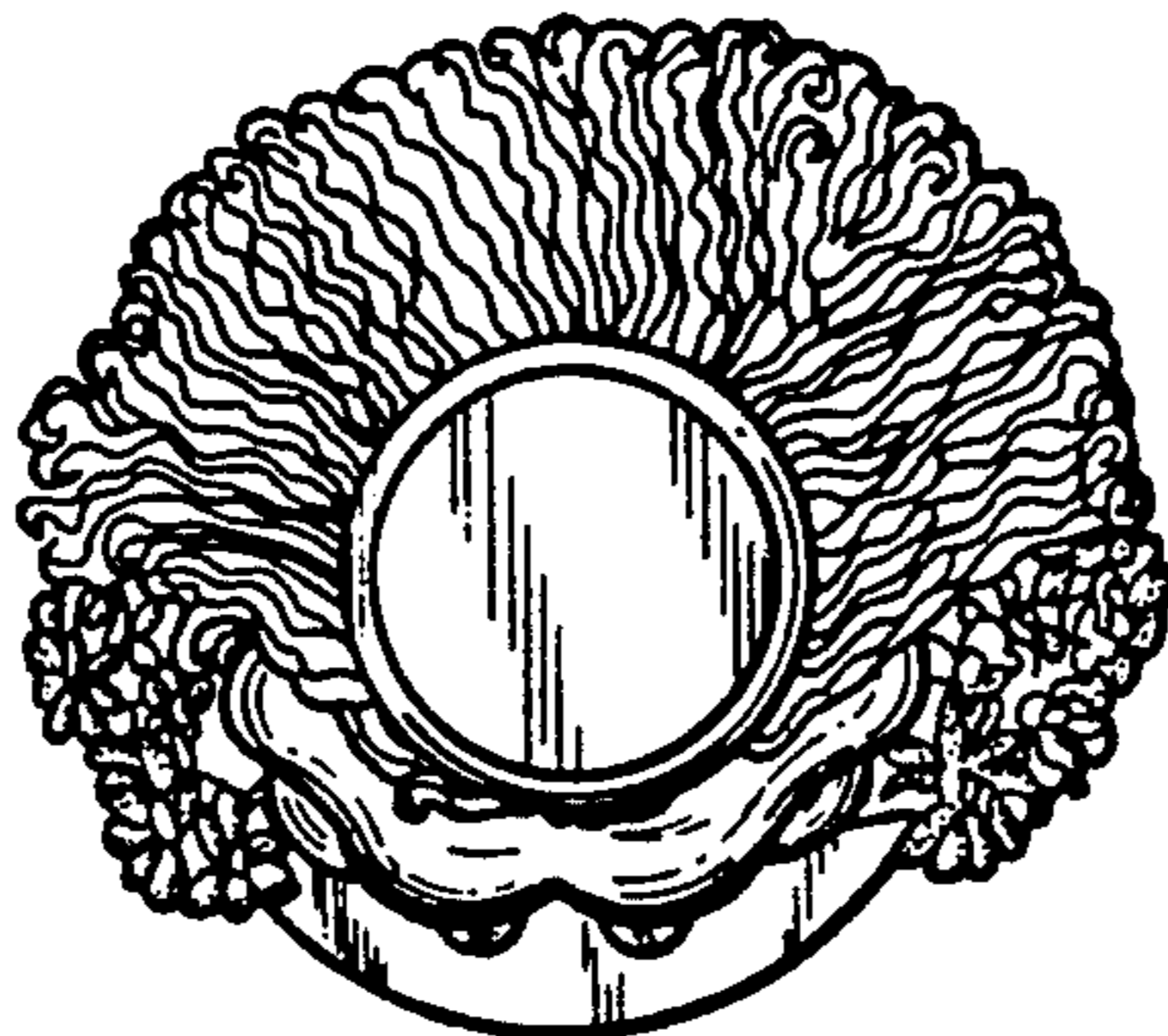


Fig-3

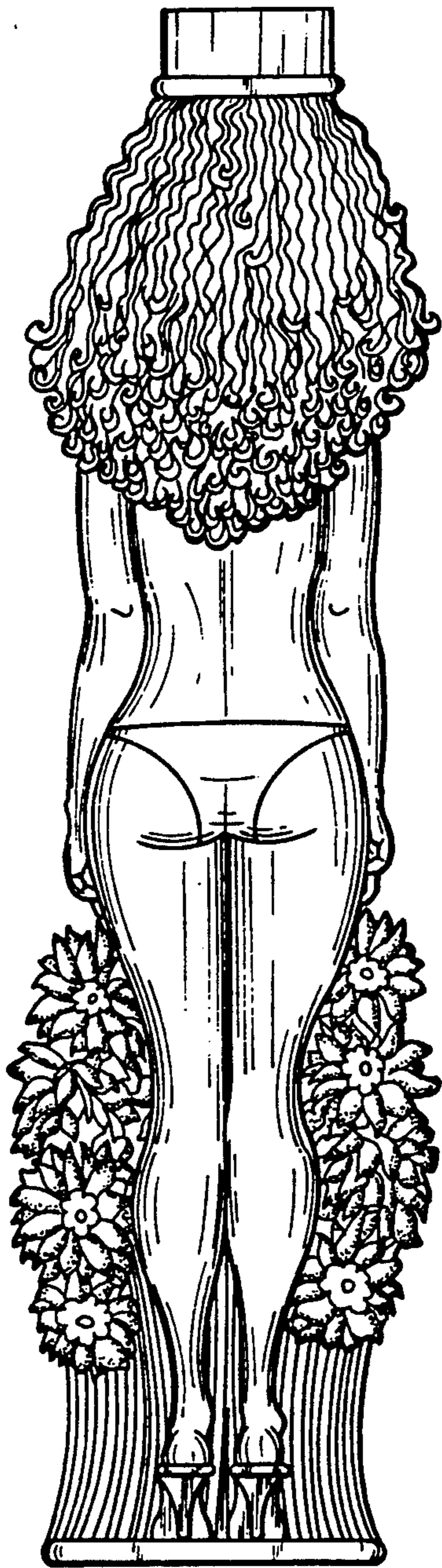


Fig-4




Fig-5




Fig-6