

[54] SEAT CUSHION FOR USE IN A BATHTUB OR THE LIKE

[75] Inventors: Maurice Y. Magnin, Par Bornel, France; Mary J. Reid, Sheboygan, Wis.

[73] Assignee: Jacob Delafon, Paris, France

[**] Term: 14 Years

[21] Appl. No.: 429,909

[22] Filed: Oct. 31, 1989

[52] U.S. Cl. D6/601

[58] Field of Search D6/595-596, D6/601, 500-502; 4/523, 571, 573, 575, 578; 5/431-432, 434, 441, 443, 448, 449

[56] References Cited

U.S. PATENT DOCUMENTS

D. 264,163	5/1982	Chapman	D6/596
D. 279,642	7/1985	Ross	D6/596
D. 284,248	6/1986	Challen	D6/596 X
D. 308,311	6/1990	Forsland	D6/601
D. 309,689	8/1990	Bool	D6/601
4,037,591	7/1977	Sarno	4/523 X
4,891,848	1/1990	Carter	4/571

OTHER PUBLICATIONS

Page from a Kohler Co. 1-800-THE-BATH catalog, undated, showing item D which is a seat cushion for a tub having side overhangs (admitted prior art).

Primary Examiner—Wallace R. Burke
Assistant Examiner—Brian N. Vinson
Attorney, Agent, or Firm—Quarles & Brady

[57] CLAIM

The ornamental design for a seat cushion for use in a bathtub or the like, as shown and described.

DESCRIPTION

FIG. 1 is a perspective view taken from the top, front and left side of a seat cushion for use in a bathtub or the like showing our new design;
FIG. 2 is a top plan view thereof;
FIG. 3 is a left side elevational view thereof, the right side elevational view being the mirror image thereof;
FIG. 4 is a front elevational view thereof, the rear elevational view being the mirror image thereof;
FIG. 5 is a bottom plan view thereof;
FIG. 6 is a vertical cross-sectional view thereof, taken along line 6-6 of FIG. 2; and
FIG. 7 is a vertical cross-sectional view thereof, taken along line 7-7 of FIG. 2.

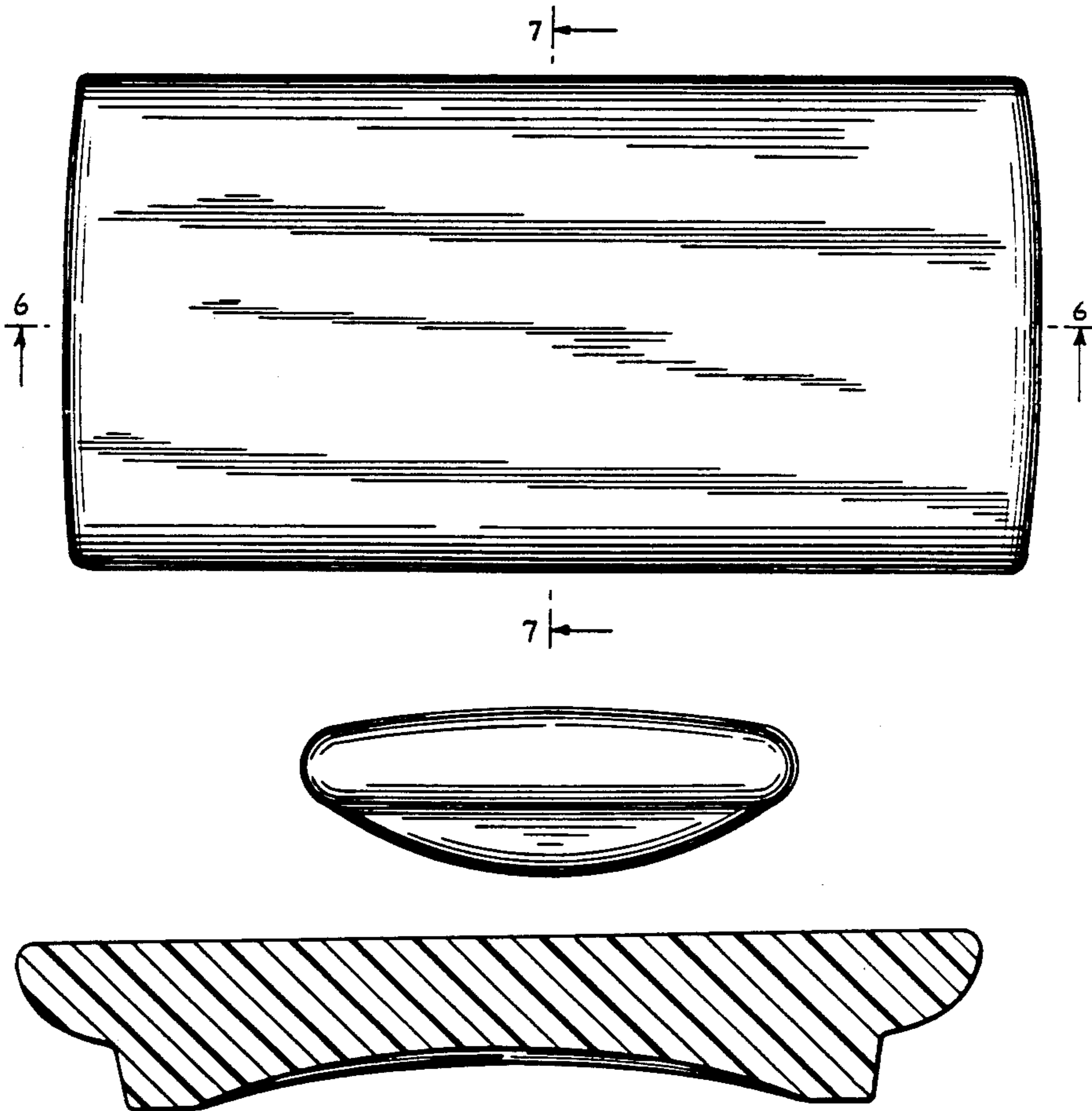


FIG. 1

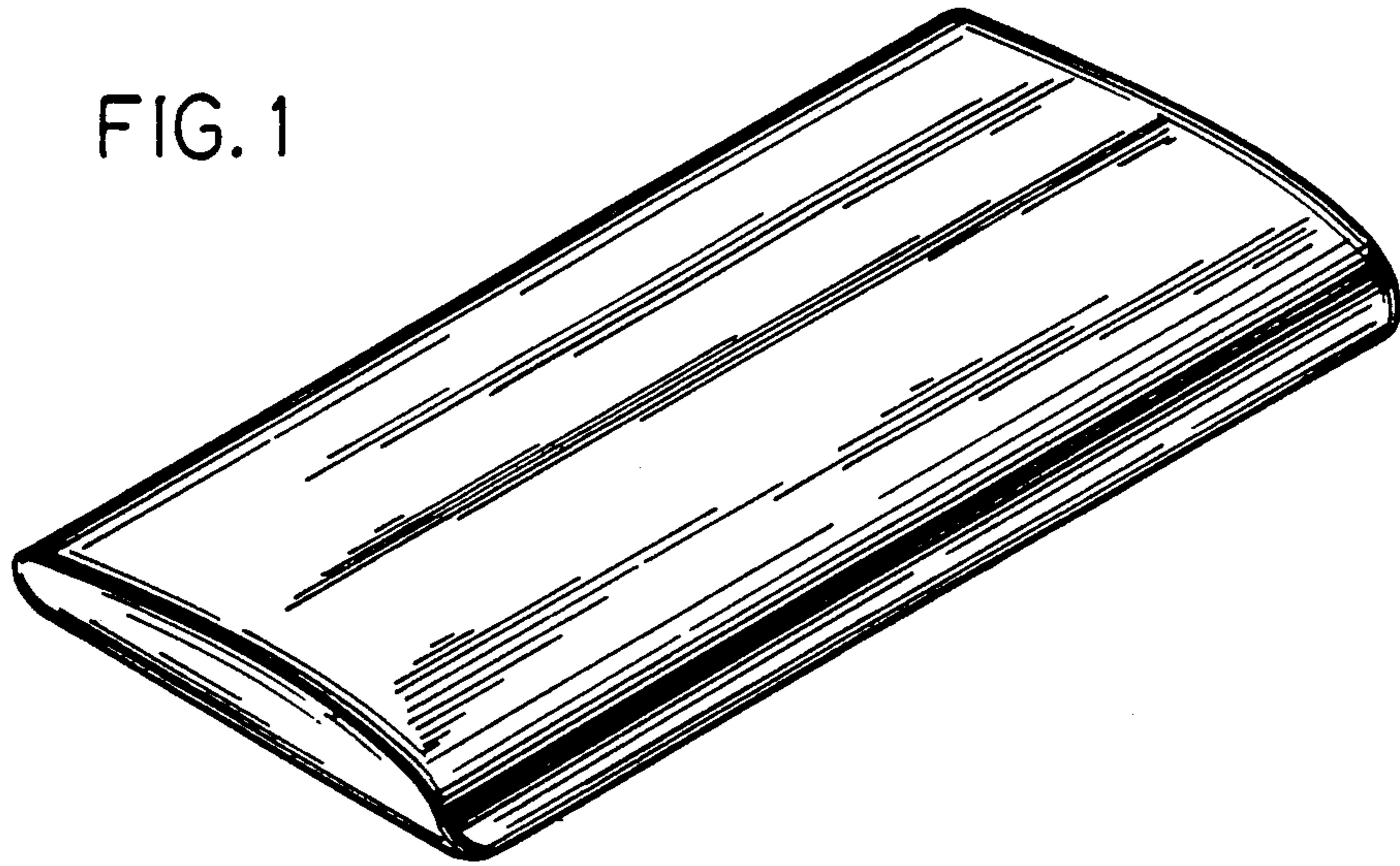



FIG. 2



7



FIG. 3




FIG. 4

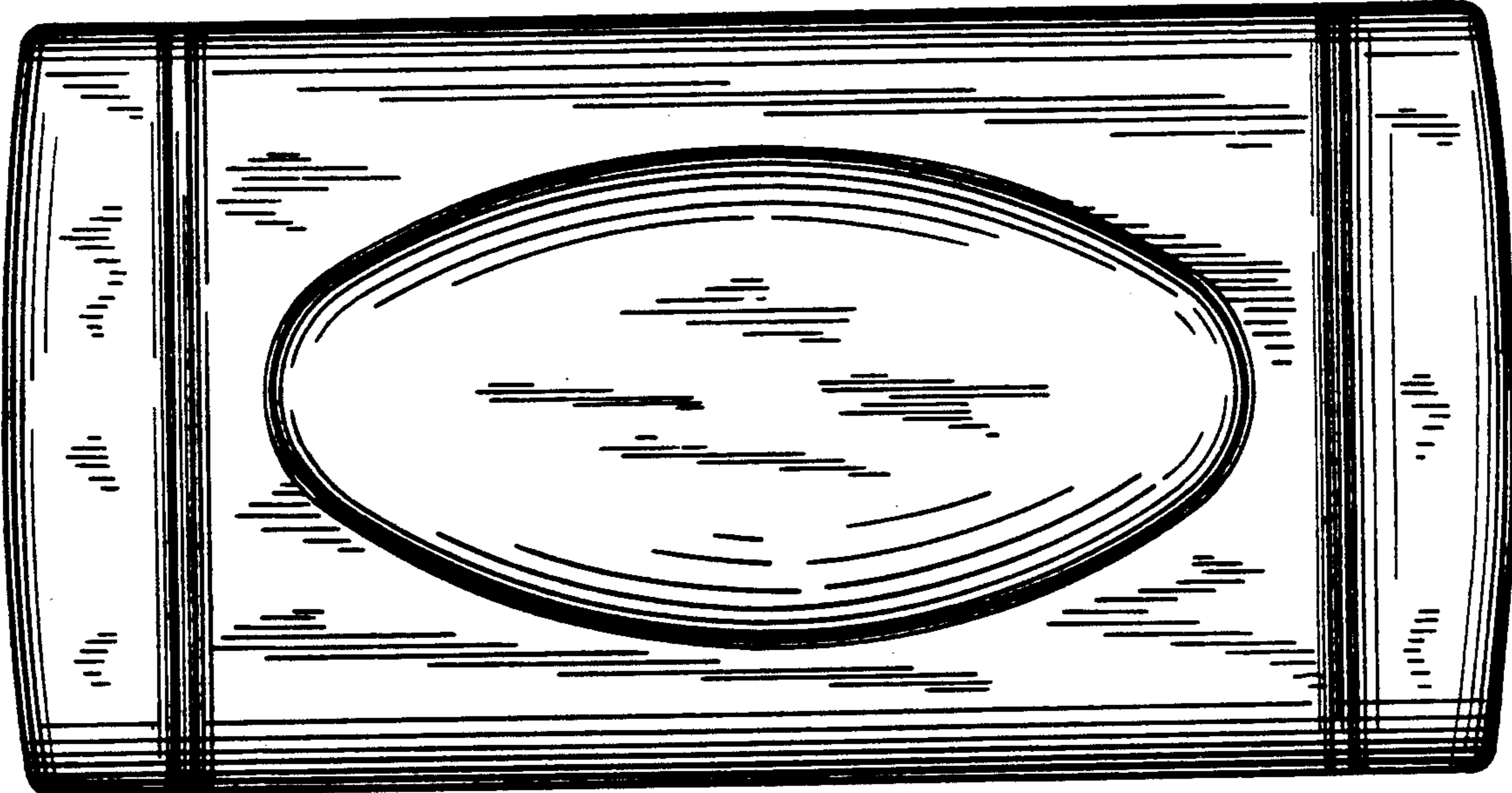


FIG. 5




FIG. 6




FIG. 7