

[54] REMOTE CONTROL HOLDER

[76] Inventor: William P. Singley, 1504 Poinsettia Ave., Manhattan Beach, Calif. 90266

[**] Term: 14 Years

[21] Appl. No.: 417,848

[22] Filed: Oct. 6, 1989

[52] U.S. Cl. D6/553; D3/30.1; D3/78; D6/567

[58] Field of Search D6/512, 553, 567; D3/30.1, 34, 100, 102, 105, 78-79; 206/44 R, 207; 211/13, 26, 86-87; 224/914; 150/154, 161, 165; 379/446, 451

[56] References Cited

U.S. PATENT DOCUMENTS

D. 306,654	3/1990	Brown	D3/30.1
4,771,927	9/1988	Ventura	379/446 X
4,848,609	7/1989	Meghnott	211/13

Primary Examiner—Brian N. Vinson

Attorney, Agent, or Firm—Roy A. Ekstrand

[57] CLAIM

The ornamental design for a remote control holder, as shown and described.

DESCRIPTION

FIG. 1 is a top, front, and right side perspective view of a remote control holder showing my new design, the broken-line depiction of a remote control unit and part of an electronic housing being for illustrative purposes only and forming no part of the claimed design, with the cross-hatching intended to indicate conventional fabric and being understood to extend uniformly across the surfaces represented;

FIG. 2 is an enlarged rear elevational view thereof;

FIG. 3 is an enlarged left side elevational view thereof;

FIG. 4 is an enlarged front elevational view thereof;

FIG. 5 is an enlarged right side elevational view thereof;

FIG. 6 is an enlarged top plan view thereof; and

FIG. 7 is an enlarged bottom plan view thereof.

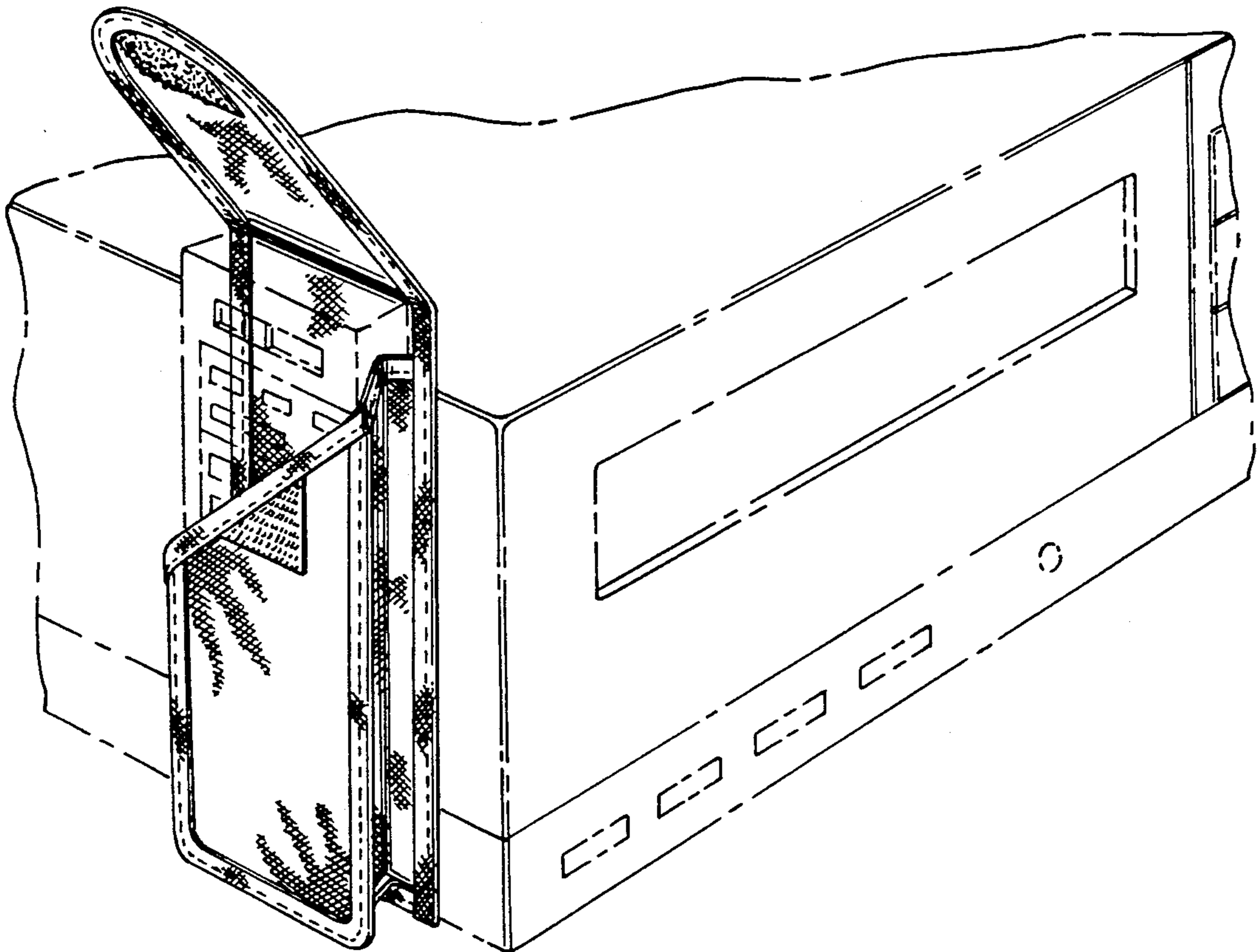


FIG. 2

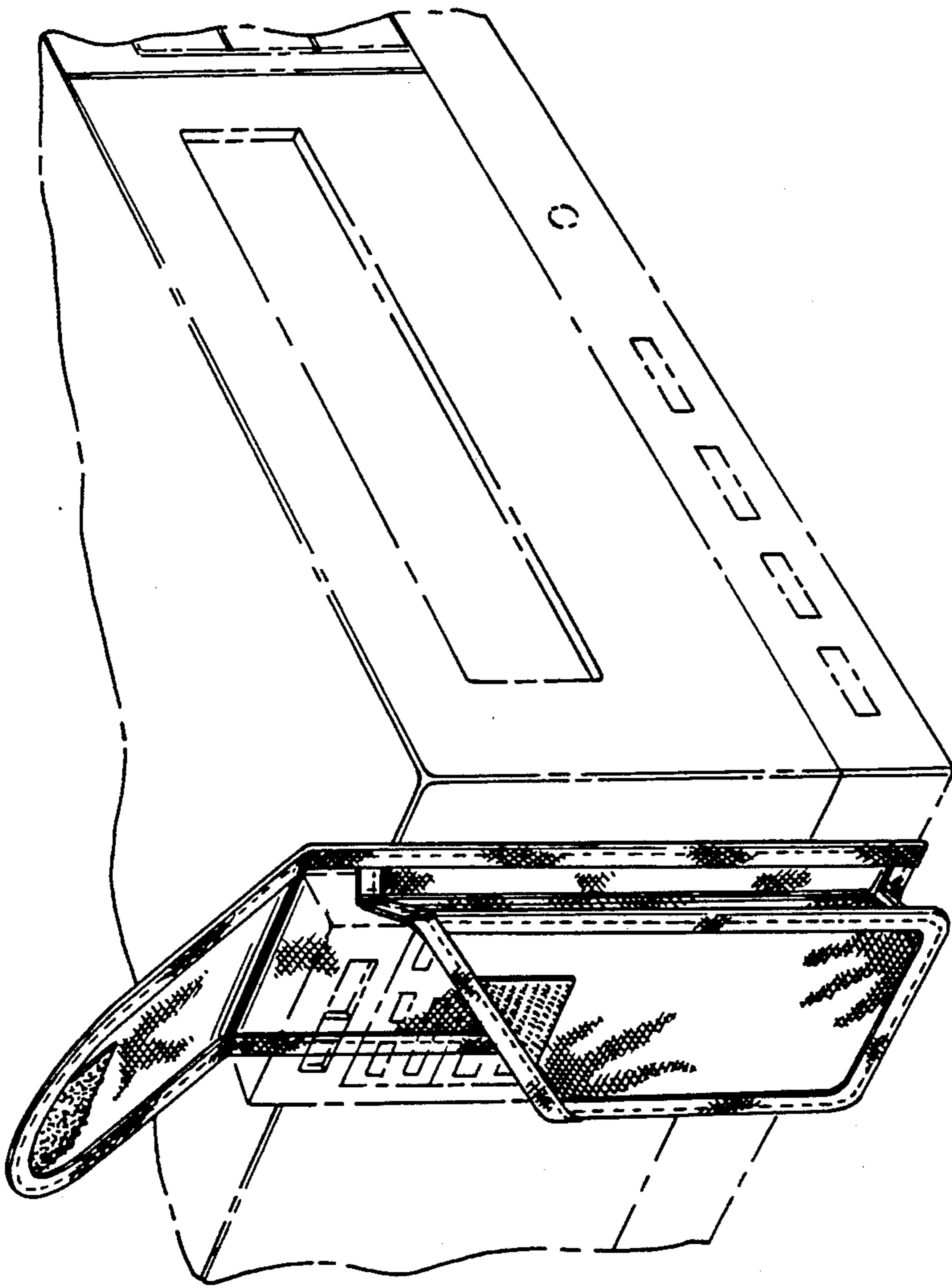
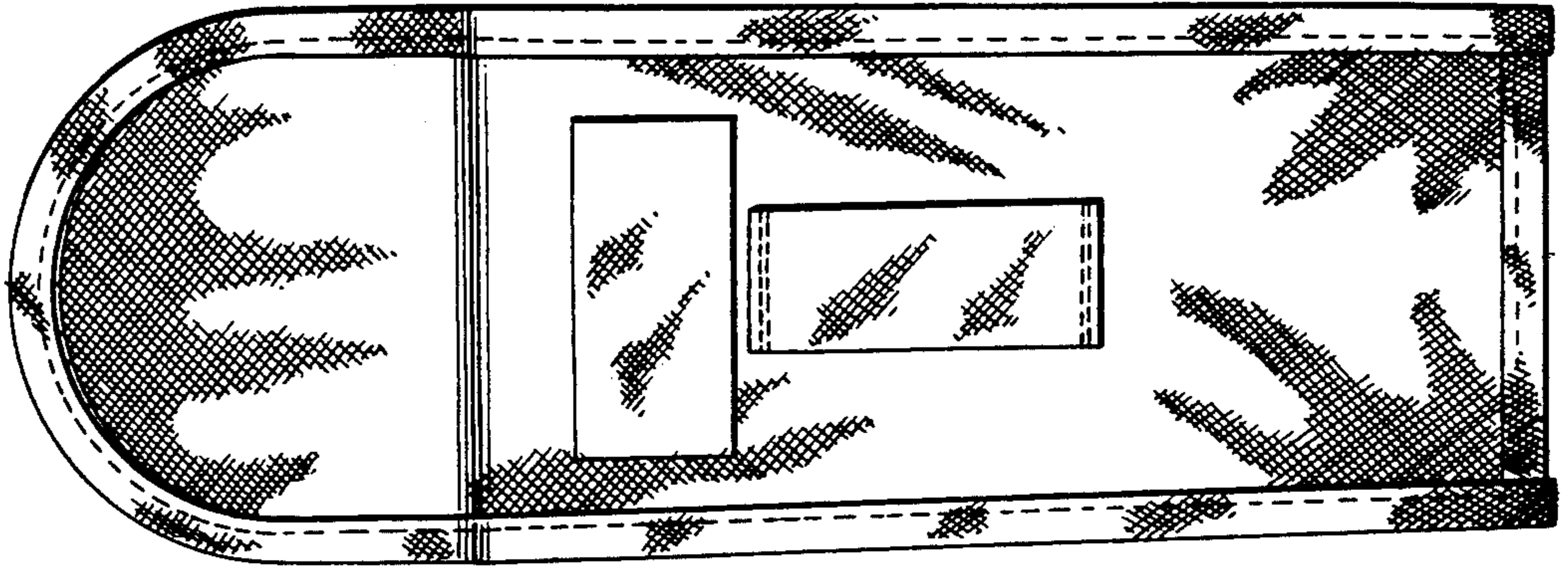


FIG. 1

FIG. 3

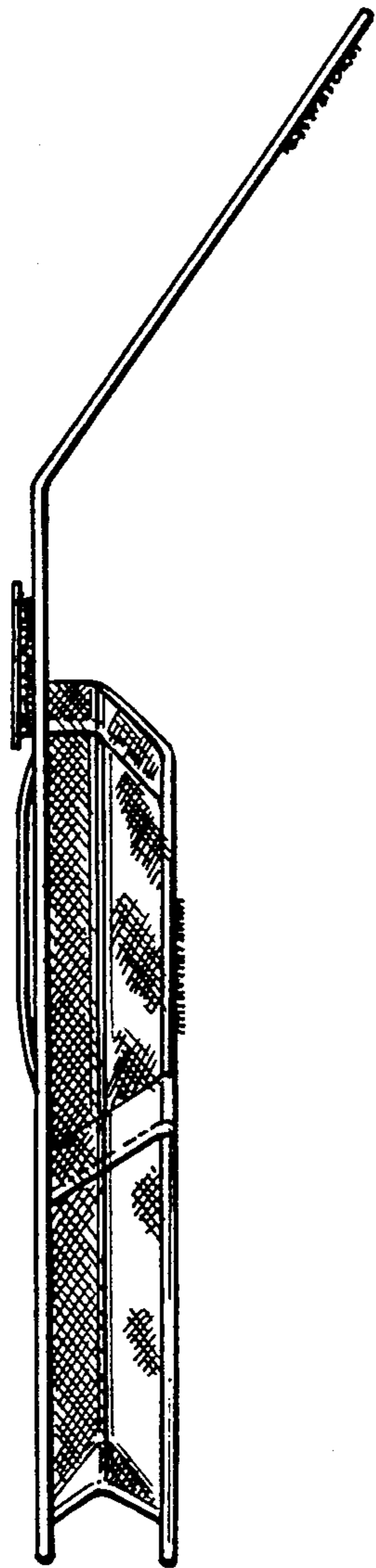


FIG. 4




FIG. 5




FIG. 6




FIG. 7

