

[54] CASE FOR FISHING RODS

[76] Inventor: Charles R. Brant, 2679 Brad Pl., Brighton, Mich. 48116

[**] Term: 14 Years

[21] Appl. No.: 29,410

[22] Filed: Mar. 23, 1987

[52] U.S. Cl. D3/38

[58] Field of Search D26/37, 38, 39, 46, D26/49; D3/73, 99, 30.1, 66, 36-38; 362/202; 206/315.3, 315.11; 43/26; 224/922

[56] References Cited

U.S. PATENT DOCUMENTS

D. 139,383	11/1944	Lampl	D3/30.1
D. 217,998	7/1970	Belokin, Jr.	D3/73 X
D. 248,253	6/1978	Sugimoto	D3/38
D. 254,696	4/1980	Adams	D3/38
D. 266,632	10/1982	Schroeder	D3/38
D. 267,045	11/1982	Lieberman et al.	D26/38
D. 276,571	12/1984	Fairchild	D3/36
D. 278,936	5/1985	Hung	D26/49

D. 284,423	7/1986	McCallum	D3/38
D. 296,387	6/1988	Anderson et al.	D3/36
2,256,521	9/1941	Kirkpatrick et al.	206/315.3
2,521,251	9/1950	Pettit	362/202 X
2,650,449	9/1953	Suring	43/26
3,710,092	1/1973	Olbermann, Jr.	D26/49 X
4,061,226	12/1977	Essen	D3/30.1 X

Primary Examiner—A. Hugo Word
Assistant Examiner—Doris V. Coles

[57] CLAIM

The ornamental design for a case for fishing rods, as shown.

DESCRIPTION

FIG. 1 is a right side elevational view of a case for fishing rods, showing my new design;
FIG. 2 is a top plan view thereof;
FIG. 3 is a bottom plan view thereof;
FIG. 4 is a front end elevational view thereof;
FIG. 5 is a rear end elevational view thereof;
FIG. 6 is a left side elevational view thereof in the open position; and
FIG. 7 is a perspective view thereof.

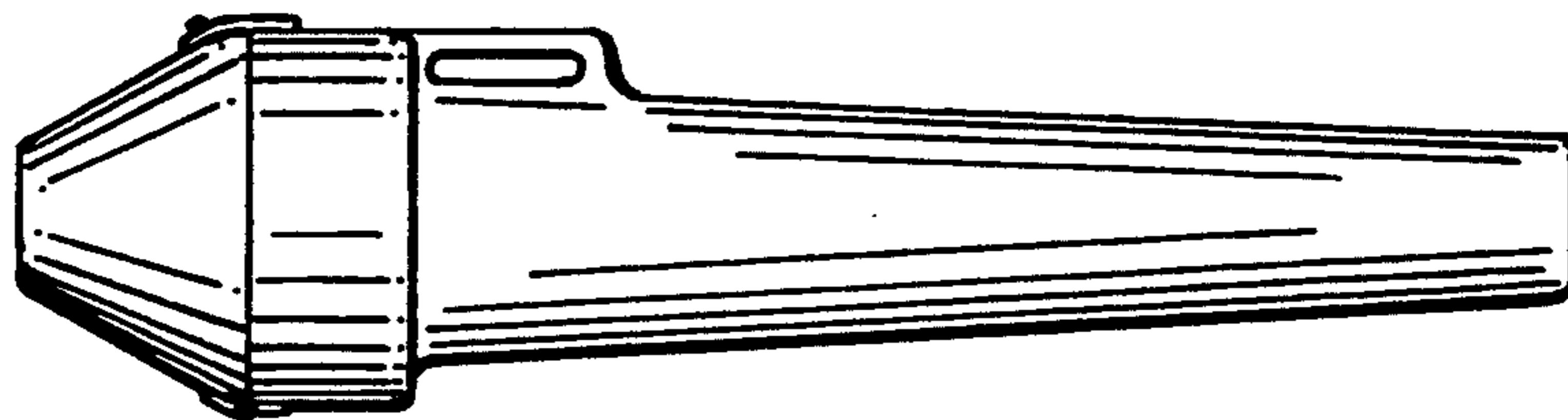


FIG. 2

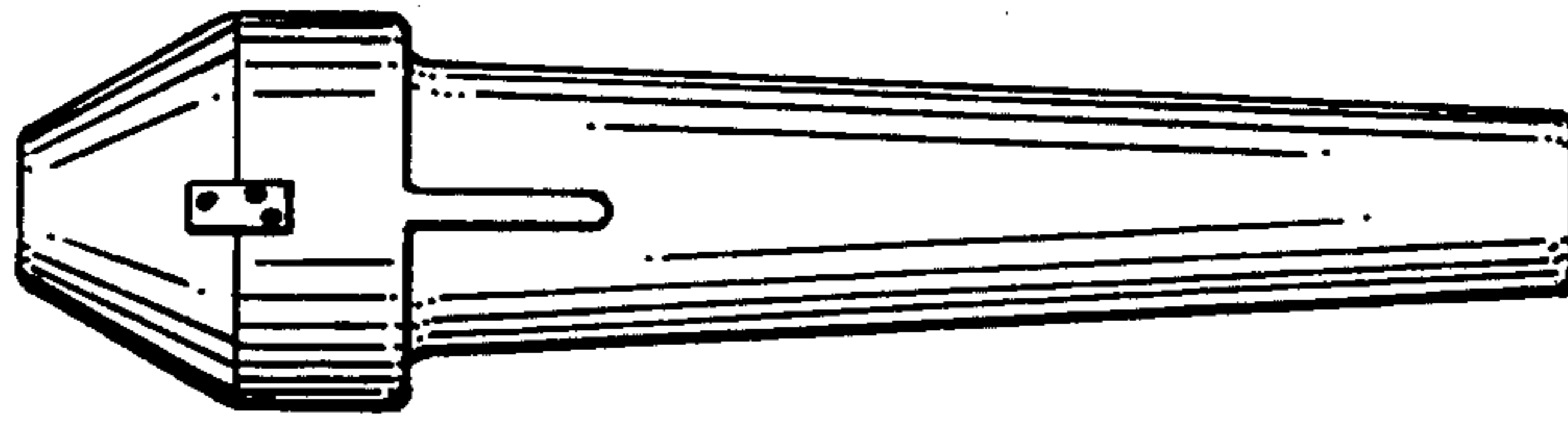


FIG. 4




FIG. 1

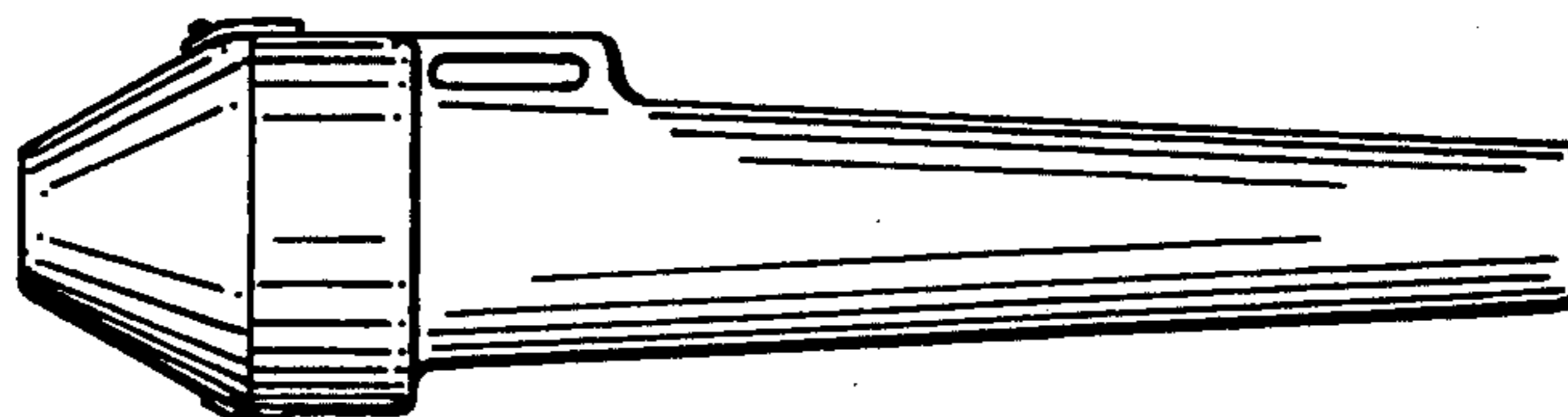


FIG. 5




FIG. 3




FIG. 6

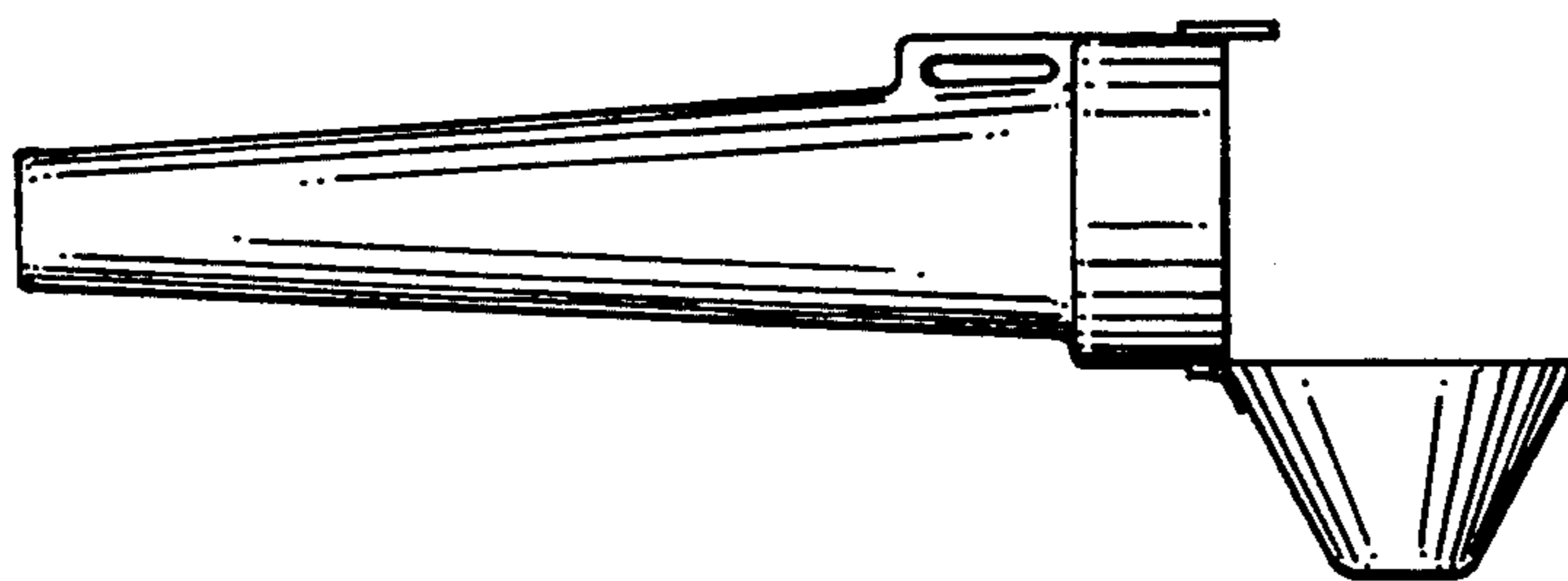


FIG. 7

