

[54] PORTABLE HEATER

[75] Inventor: Joseph E. Velazquez, Englewood, Colo.

[73] Assignee: Techno-Therm Corporation, Erie, Colo.

[**] Term: 14 Years

[21] Appl. No.: 547,432

[22] Filed: Jun. 28, 1990

[52] U.S. Cl. D23/335

[58] Field of Search D23/330, 332, 335, 314, D23/389; 237/70; 392/373, 374, 352, 354

[56] References Cited

U.S. PATENT DOCUMENTS

D. 275,697	9/1984	Bales et al.	D23/389
1,866,221	7/1932	Pennington	392/357
1,945,815	2/1934	Landerman	392/357
2,276,407	3/1942	Manzer	237/16
2,481,963	9/1949	Witte et al.	392/358
3,152,241	10/1964	Ammerman	392/352
3,179,788	4/1965	Uhlig	392/359
3,267,255	8/1966	Schulz	392/368
3,640,456	2/1972	Sturgis	237/7
4,097,721	6/1978	DelPercio et al.	392/359
4,567,351	1/1986	Kitagawa et al.	392/377

OTHER PUBLICATIONS

House & Home, Jan. 1961, p. 228, Baseboard Heater (A), left middle side of page.

Electrical Merchandising, 7/9/62, p. 62, Arvin Baseboard Heaters Models 32H22 and 22H21, top and lower right side of page respectively.

Gainger's Spring '86 Cat., p. 1188, Electric Baseboard Heater No. 2E697, top of page.

Intertherm Inc. Electric Heating Products Catalogue, Apr. '87, p. 2, Softheat Baseboard Heater Model NP, top of page.

Electric Products, Inc. Cat., front cover, baseboard heater (A), lower left side of page.

Primary Examiner—James M. Gandy

Assistant Examiner—Lisa Lichtenstein

Attorney, Agent, or Firm—Sheridan, Ross & McIntosh

[57] CLAIM

The ornamental design for a portable heater, as shown.

DESCRIPTION

FIG. 1 is a perspective view of a portable heater showing my new design;

FIG. 2 is a front elevational view thereof;

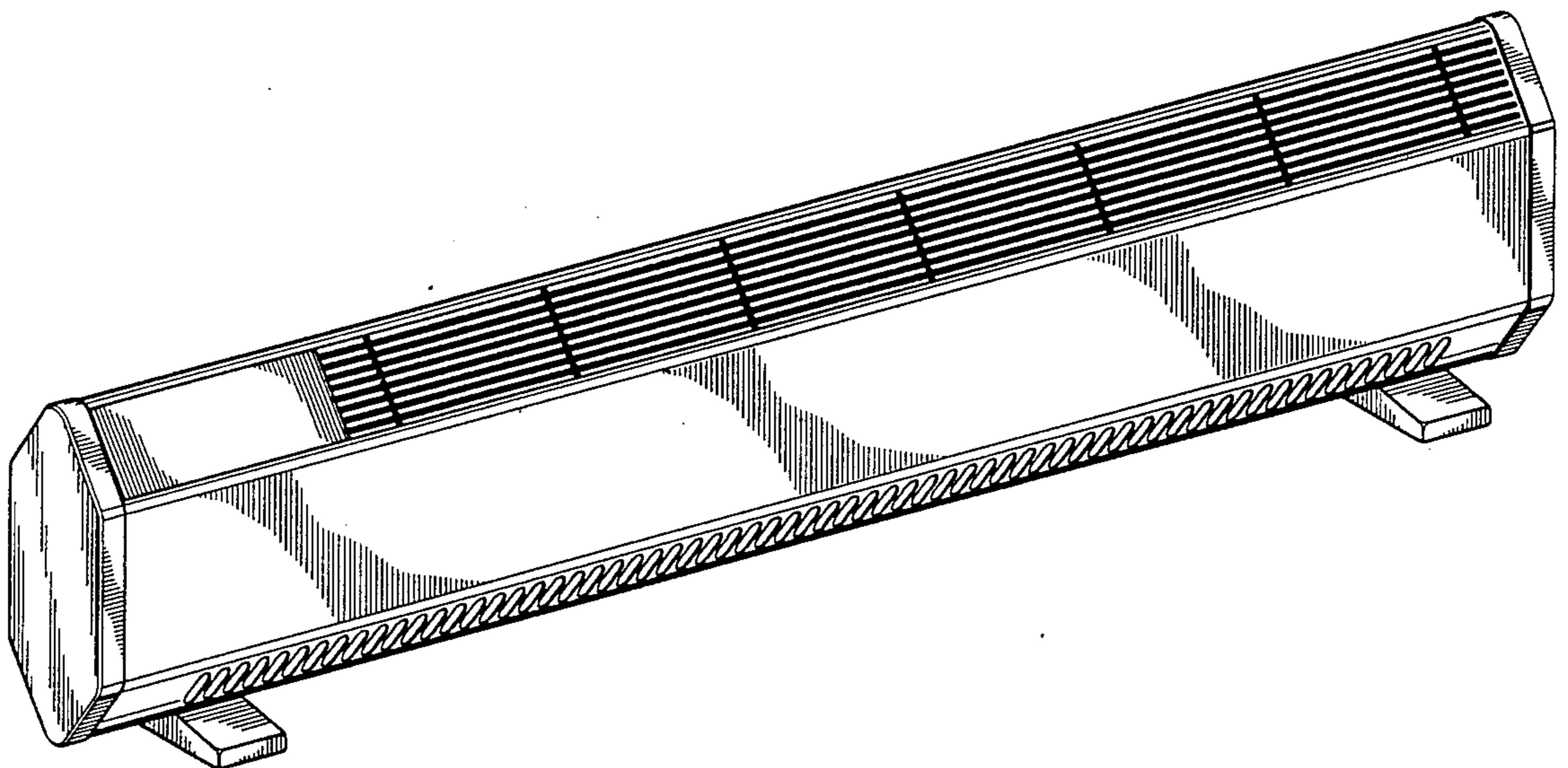
FIG. 3 is a top plan view thereof;

FIG. 4 is a left side elevational view thereof;

FIG. 5 is a right side elevational view thereof;

FIG. 6 is a rear elevational view thereof; and

FIG. 7 is a bottom plan view thereof.



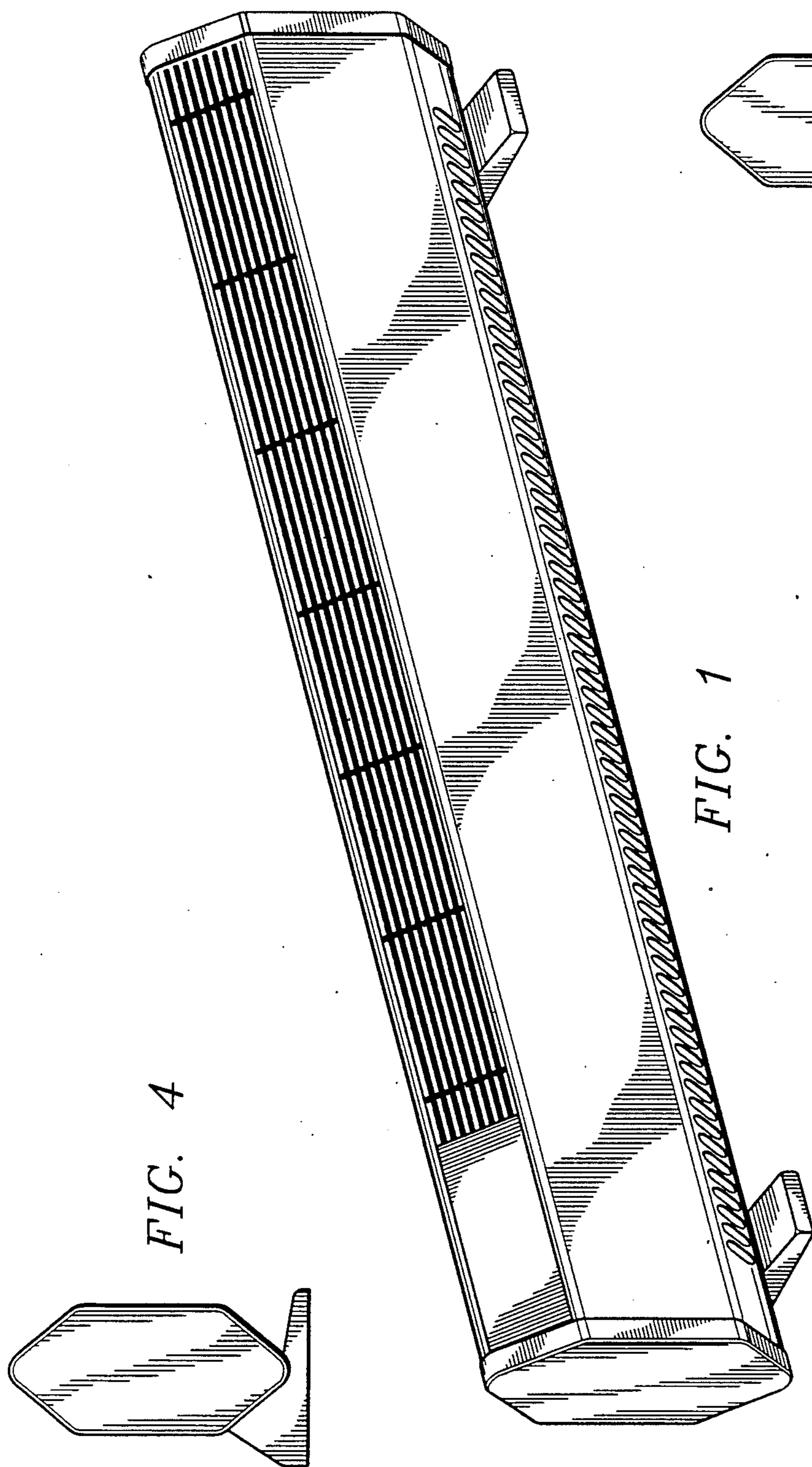


FIG. 4

FIG. 1

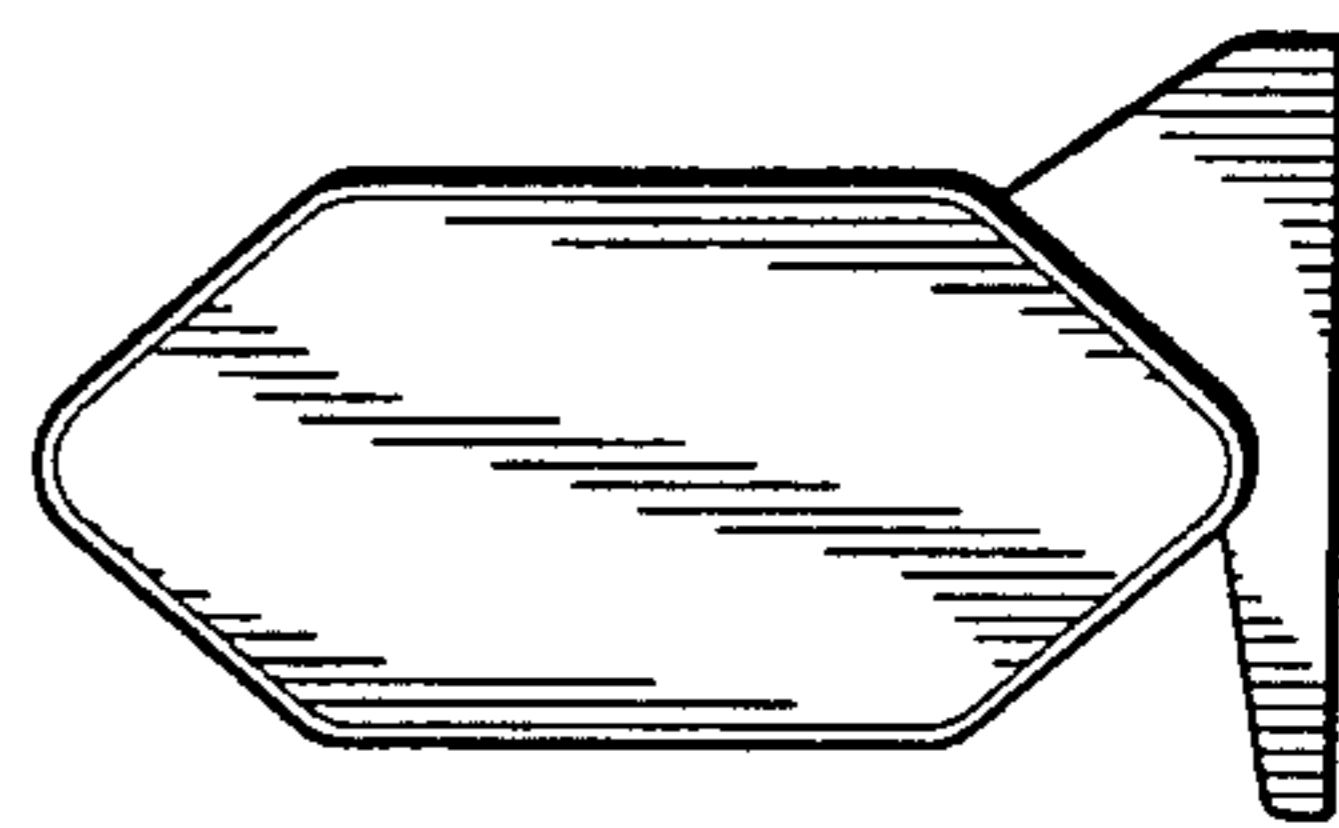


FIG. 5

FIG. 3

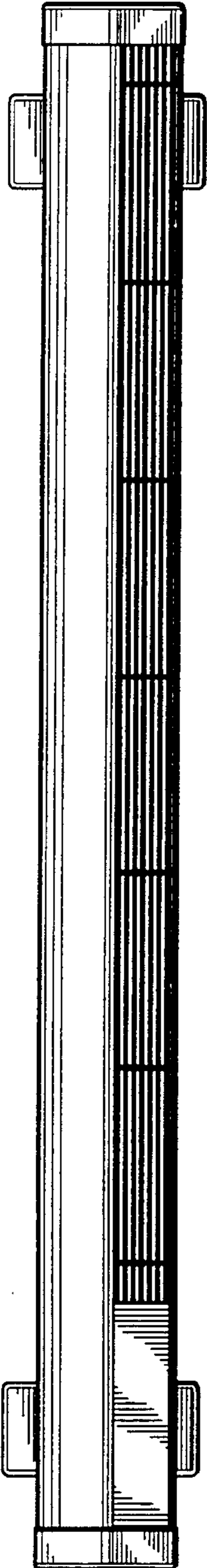


FIG. 2

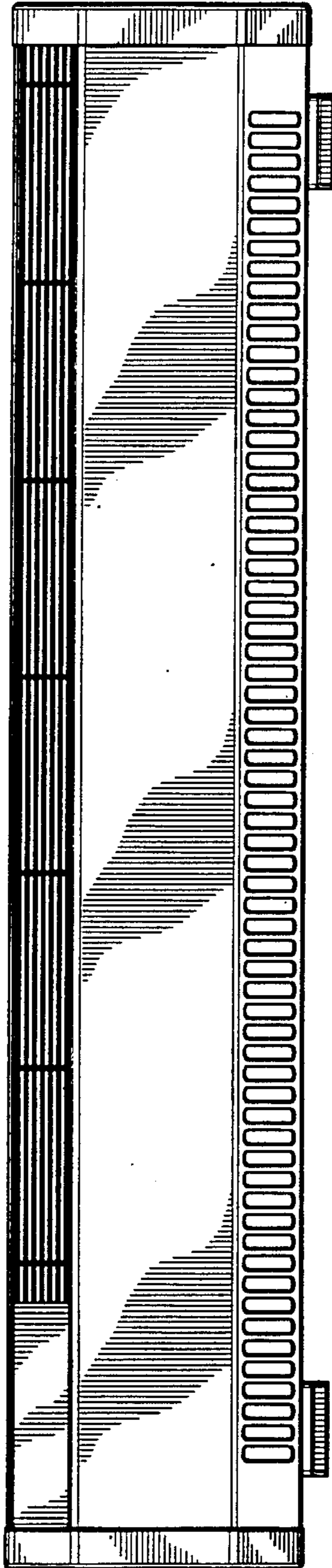


FIG. 6

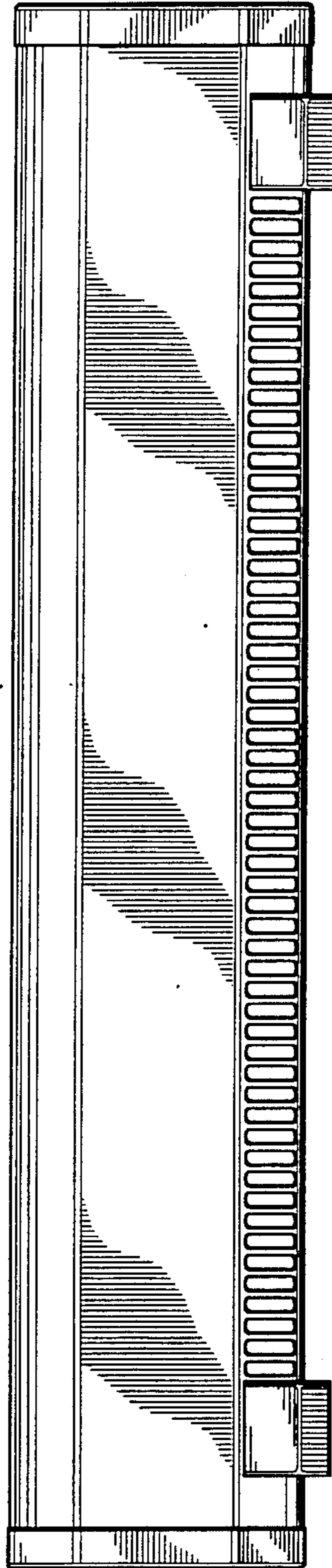


FIG. 7

