

[54] FISHING LURE

[76] Inventors: R. Graham McClenahan, 2078 Thistle Crescent, Ottawa, Ontario, Canada; Weldon K. Baker, P.O. Box 51, Lombardy, Ontario, Canada, K0G 1L0

[\*\*] Term: 14 Years

[21] Appl. No.: 211,661

[22] Filed: Jun. 24, 1988

[30] Foreign Application Priority Data

Feb. 16, 1988 [CA] Canada ..... 1602885

[52] U.S. Cl. .... D22/126; D22/132

[58] Field of Search ..... D22/126, 130, 132, 133; 43/42.33, 42.16, 42.06, 42.35, 42.45, 42.48, 42.47, 42.39

[56] References Cited

U.S. PATENT DOCUMENTS

- D. 184,147 12/1958 Ross ..... D22/133
D. 241,346 9/1976 Carver ..... D22/126
D. 254,025 1/1980 Parker ..... D22/126
D. 272,463 1/1984 Haven ..... D22/132
D. 297,557 9/1988 Duncan ..... D22/132
D. 302,841 8/1989 Hugill ..... D22/129
D. 305,258 12/1989 Bybee ..... D22/132
1,898,200 2/1933 Medlin ..... 43/42.48
2,896,356 7/1959 Shaw ..... 43/42.47
2,932,112 4/1960 Graves, Jr. .... D22/132 X
2,940,205 6/1960 Cherry ..... 43/42.16
3,007,276 11/1961 Lidert ..... 43/42.13
3,163,958 1/1965 Quinn ..... 43/42.06

- 3,299,562 1/1967 Bennecke ..... 43/42.39 X
3,751,842 8/1973 Smith ..... D22/132 X
4,790,100 12/1988 Green, Sr. .... D22/128 X

OTHER PUBLICATIONS

Fishing Tackle Digest ©1948, p. 85, "Lucky Tail Wobbler & Lucky Tail Jointed Wobbler".


Primary Examiner—A. Hugo Word
Assistant Examiner—Doris V. Coles

[57] CLAIM

The ornamental design for a fishing lure, as shown and described.

DESCRIPTION

FIG. 1 is a perspective view of a fishing lure, showing our new design;
FIG. 2 is a front elevational view thereof;
FIG. 3 is a top plan view thereof;
FIG. 4 is a left side elevational view, the right side being a mirror image thereof;
FIG. 5 is a bottom plan view thereof;
FIG. 6 is a perspective view of a second embodiment;
FIG. 7 is a top plan view thereof;
FIG. 8 is a left side elevational view, the right side being a mirror image thereof;
FIG. 9 is a perspective view of a third embodiment;
FIG. 10 is a top plan view thereof; and
FIG. 11 is a left side elevational view, the right side being a mirror image thereof.
The broken line showing of a hook in FIGS. 1, 2, 4, 5, 6, and 7 is for illustrative purposes only and forms no part of the claimed design.






FIG. 1

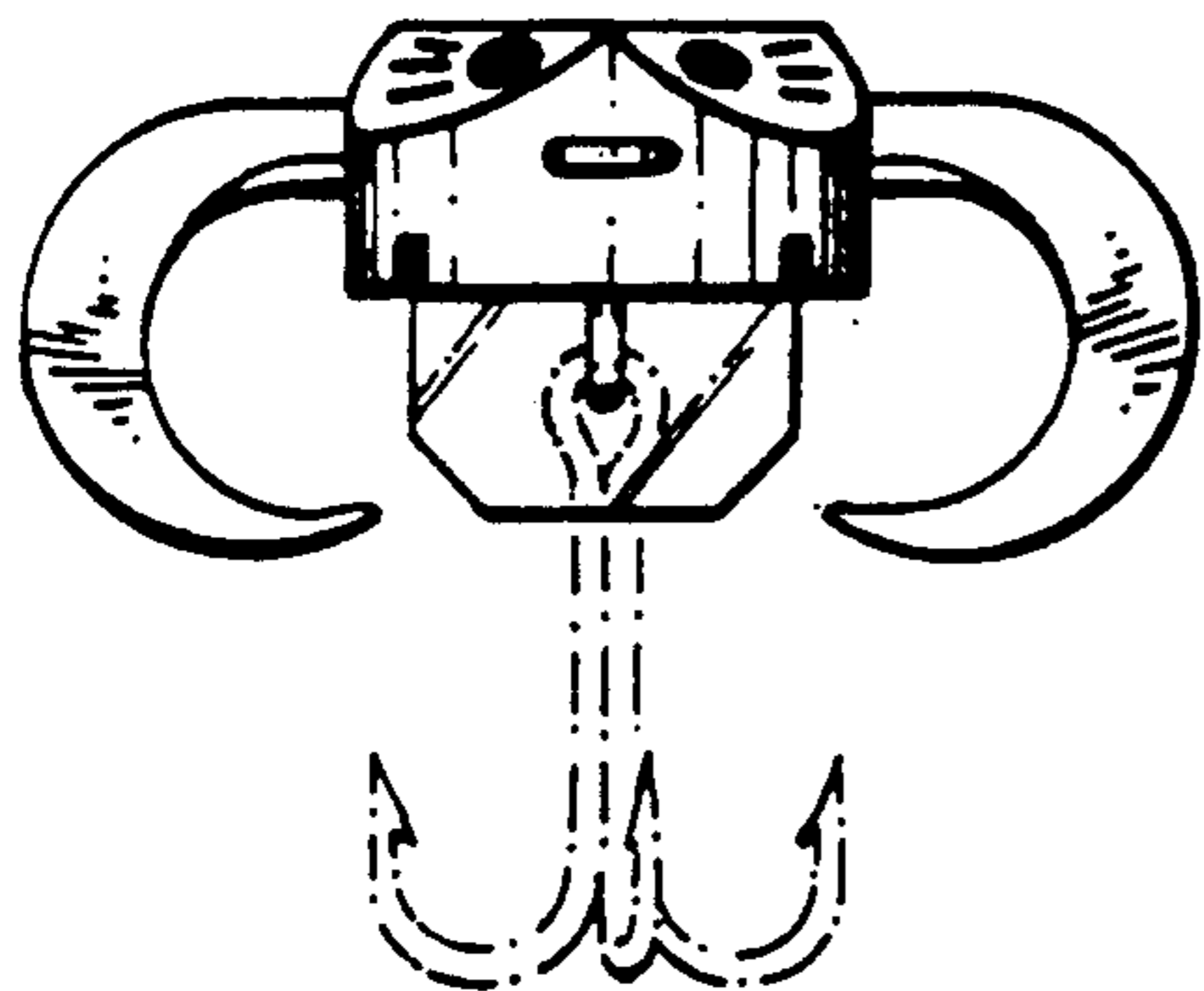


FIG. 2

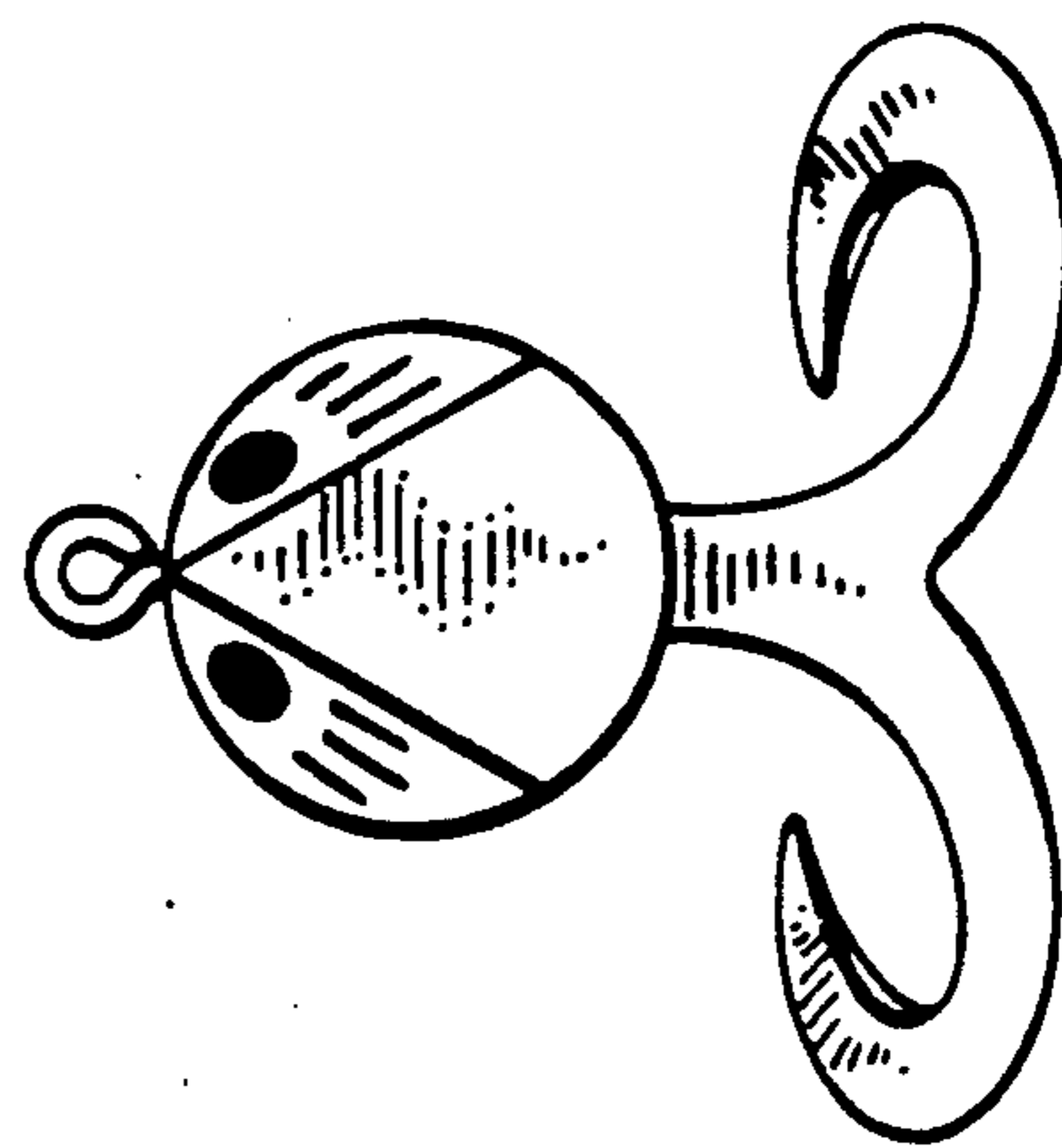


FIG. 3

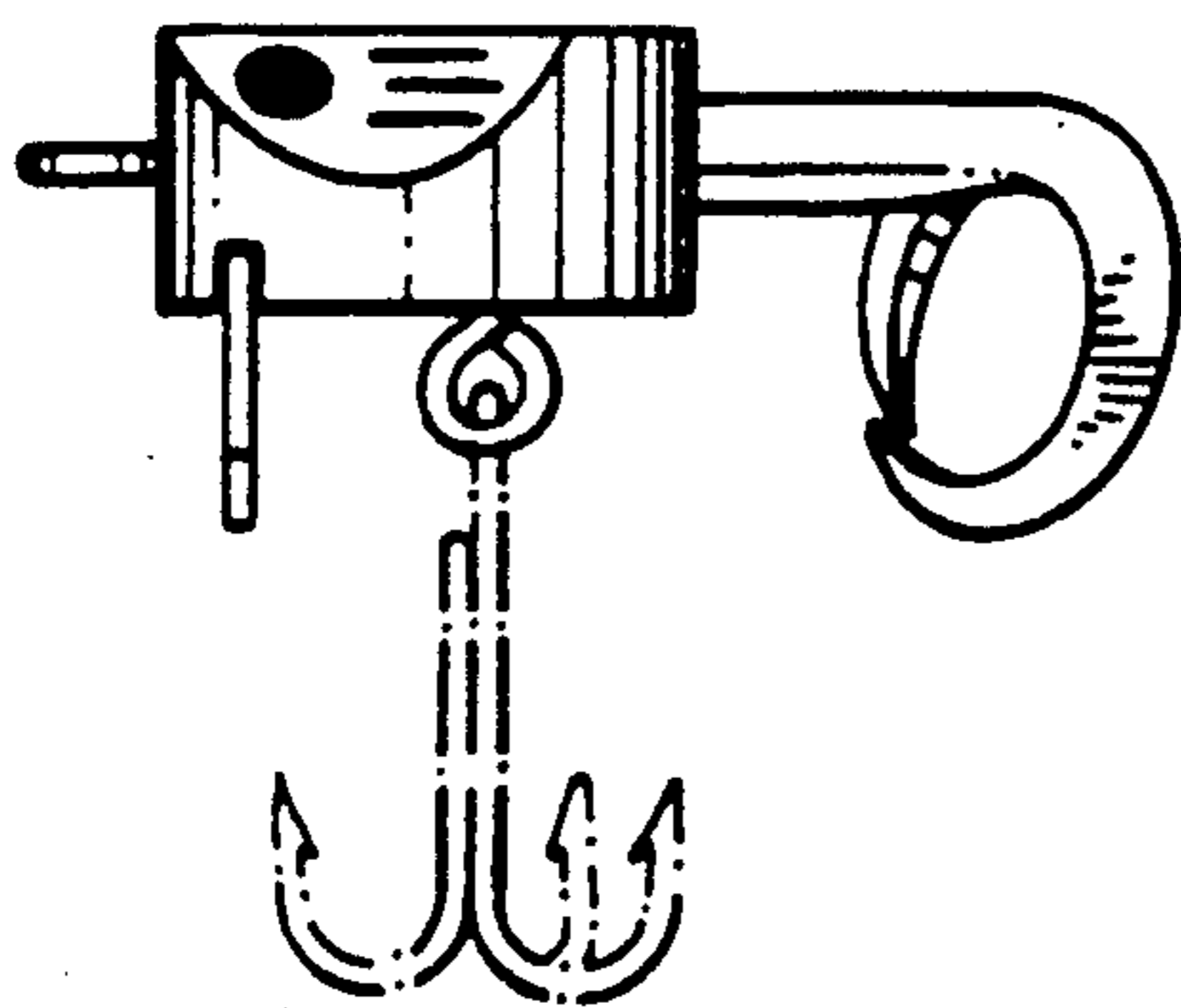


FIG. 4




FIG. 5




FIG. 6

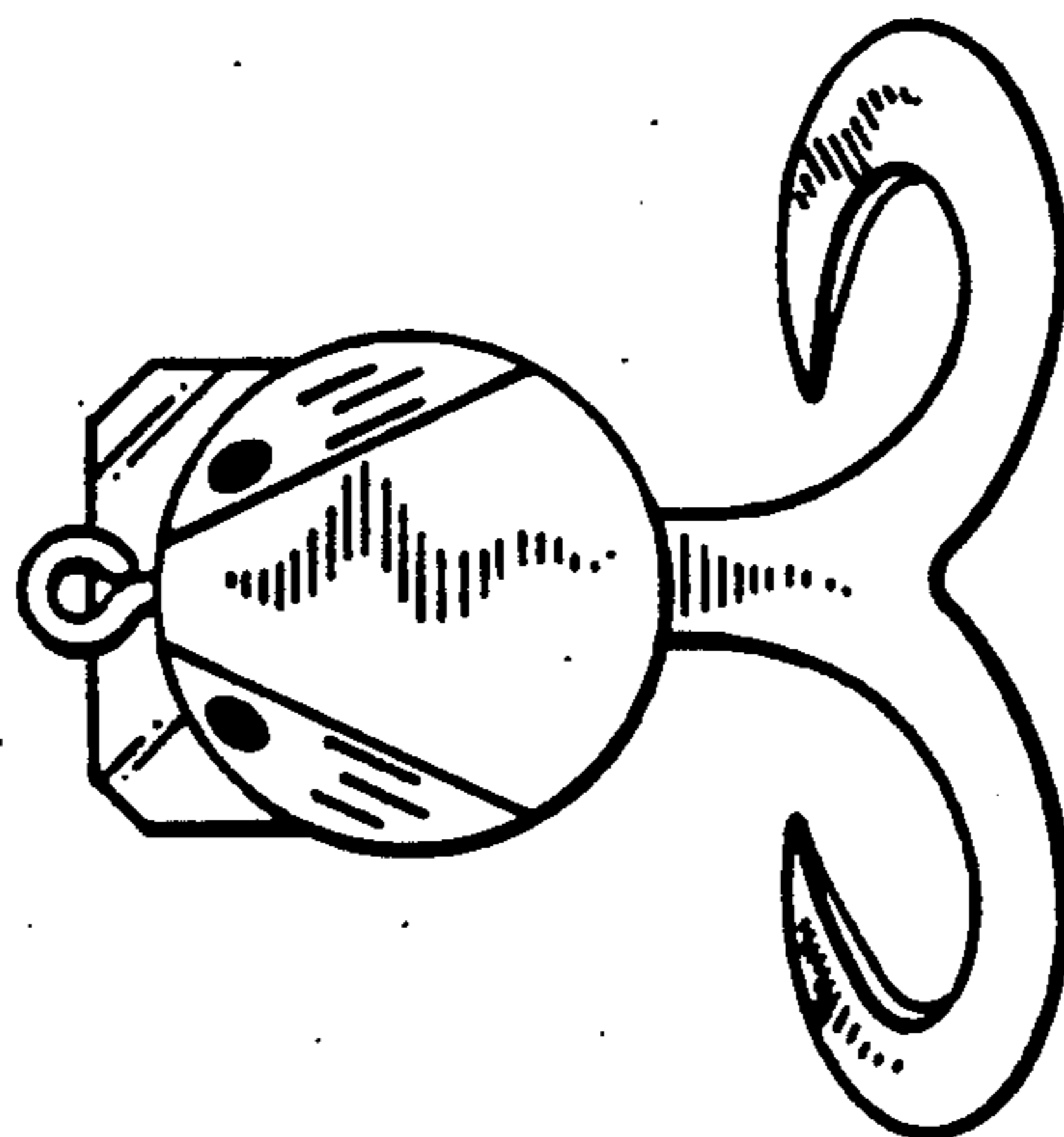


FIG. 7

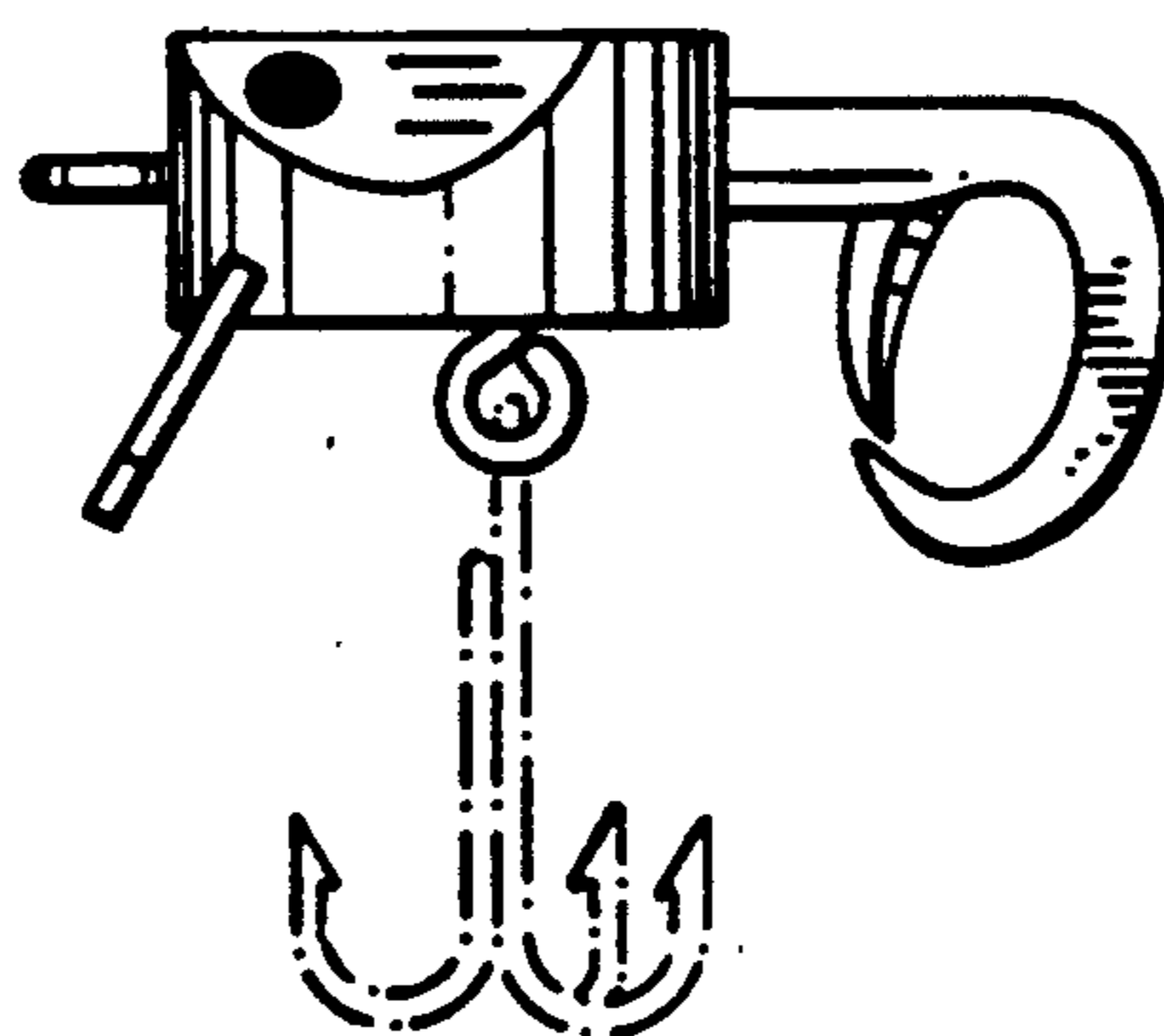


FIG. 8




FIG. 9

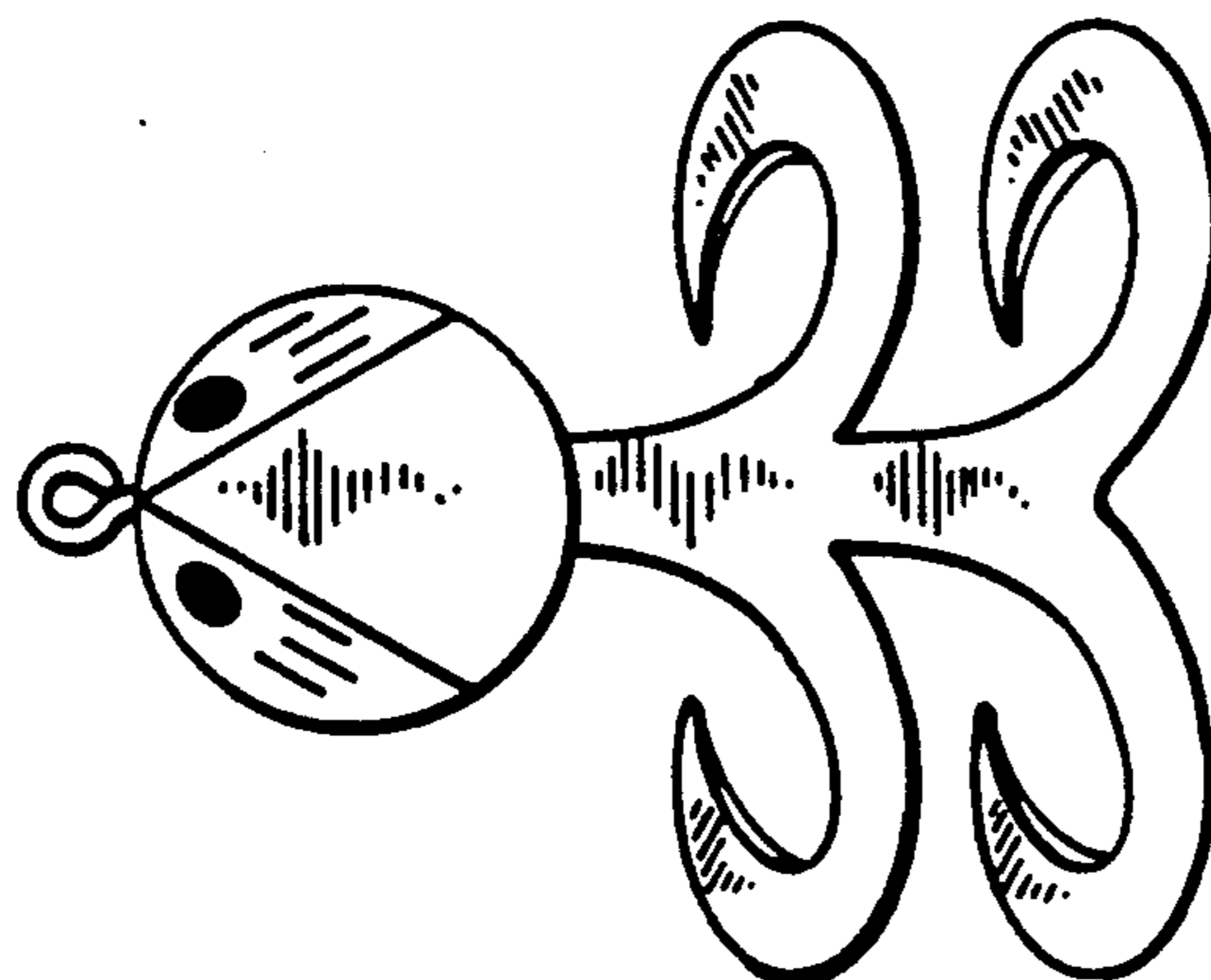


FIG. 10




FIG. 11