

[54] **WRITING AND DRAWING INSTRUMENT**
 [75] **Inventor: Gerald Grötsch, Fürth, Fed. Rep. of Germany**
 [73] **Assignee: J. S. Staedtler GmbH & Co., Nuremberg, Fed. Rep. of Germany**
 [**] **Term: 14 Years**
 [21] **Appl. No.: 311,585**
 [22] **Filed: Feb. 16, 1989**
 [52] **U.S. Cl. D19/48; D19/43; D19/51; D19/56; D19/57**
 [58] **Field of Search D19/35, 36, 41-51, D19/54-58, 81-85; 401/196, 198, 243-247**

D. 303,992 10/1989 Grötsch D19/48 X
 D. 309,913 8/1990 Shintani D19/48 X
 D. 311,550 10/1990 Yazaki D19/43 X
 D. 312,478 11/1990 Lecce D19/49 X

Primary Examiner—Nelson C. Holtje
Assistant Examiner—Martha Thompson
Attorney, Agent, or Firm—Toren, McGeady & Associates

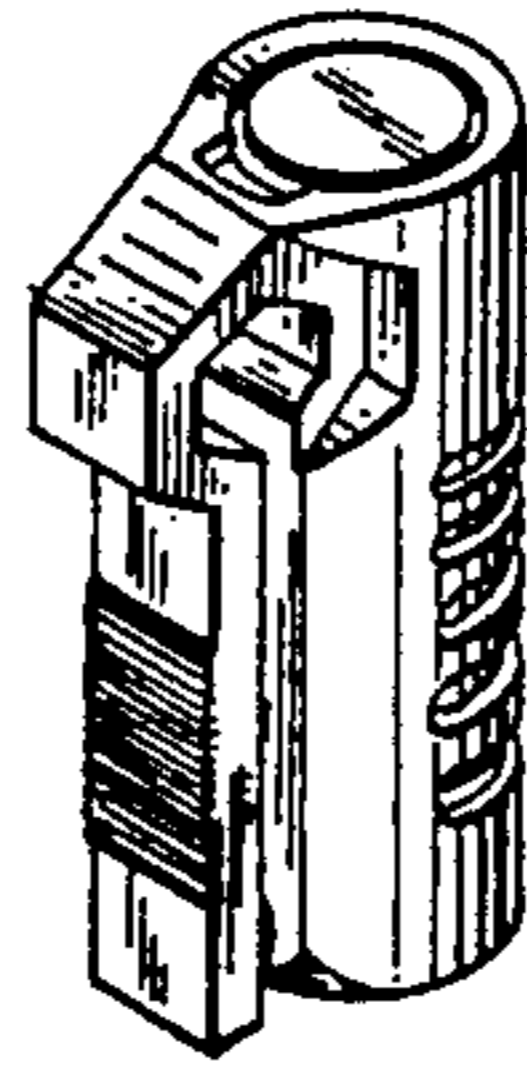
[57] **CLAIM**

The ornamental design for a writing and drawing instrument, as shown and described.

DESCRIPTION

FIG. 1 is a right front perspective view of a writing and drawing instrument showing my new design in an exploded condition;
 FIG. 2 is a right front perspective view with the cap member in place;
 FIG. 3 is a top plan view of FIG. 2;
 FIG. 4 is a front elevational view of FIG. 2;
 FIG. 5 is a left side elevational view of FIG. 2;
 FIG. 6 is a rear elevational view of FIG. 2; and
 FIG. 7 is a bottom plan view of FIG. 2.

[56] **References Cited**
U.S. PATENT DOCUMENTS
 D. 234,225 1/1975 Itoh D19/48
 D. 258,219 2/1981 Oka D19/49
 D. 283,901 5/1986 Horntrich D19/48 X
 D. 284,773 7/1986 Schwartz et al. D19/48
 D. 286,164 10/1986 Tinz D19/48



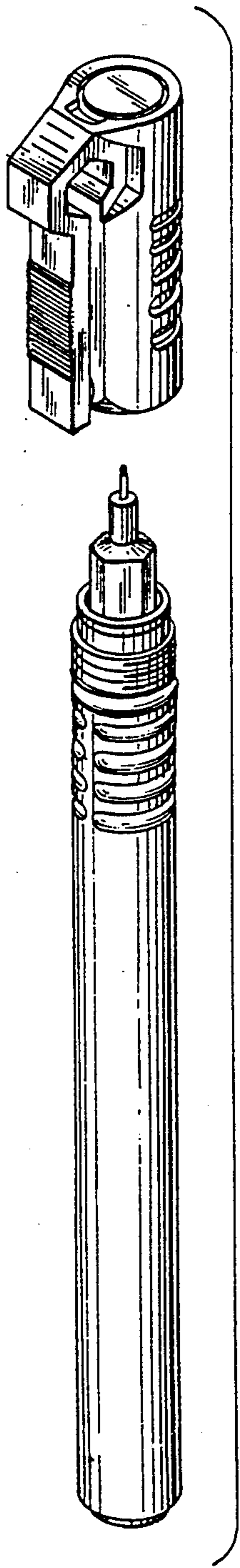


FIG. 1




FIG. 2

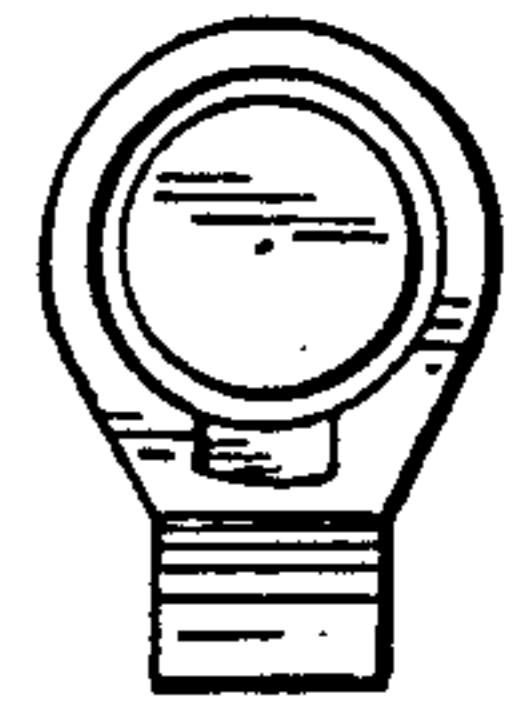


FIG. 3




FIG. 4




FIG. 5




FIG. 6

FIG. 7

