

[54] **ELECTRONIC MUSICAL KEYBOARD**

[75] **Inventor: Junichi Ono, Hamura, Japan**

[73] **Assignee: Casio Computer Co., Ltd., Tokyo, Japan**

[\*\*] **Term: 14 Years**

[21] **Appl. No.: 360,724**

[22] **Filed: Jun. 2, 1989**

[52] **U.S. Cl. .... D17/1**

[58] **Field of Search ..... D17/1, 2, 5, 6, 7, 9, D17/99; D21/64; 84/174-177, 423, 428, 644, 670, 719, 744, DIG. 7**

[56] **References Cited**

**U.S. PATENT DOCUMENTS**

D. 282,850	3/1986	Futami .....	D17/1
D. 313,032	12/1990	Amiya .....	D17/1
D. 313,035	12/1990	Katsuhara et al. ....	D17/1
4,653,375	3/1987	Honda et al. ....	84/644

**OTHER PUBLICATIONS**

Evans Catalog, 1987-1988, p. 311 (Casio Keyboard, Item 4).

*Primary Examiner*—Bernard Ansher  
*Assistant Examiner*—Adir Aronovich  
*Attorney, Agent, or Firm*—Frishauf, Holtz, Goodman & Woodward

[57] **CLAIM**

The ornamental design for an electronic musical keyboard, as shown.

**DESCRIPTION**

FIG. 1 is a top plan view of an electronic musical keyboard showing my new design;  
FIG. 2 is a rear elevational view thereof;  
FIG. 3 is a right side elevational view thereof;  
FIG. 4 is a left side elevational view thereof;  
FIG. 5 is a front elevational view thereof;  
FIG. 6 is a bottom plan view thereof; and  
FIG. 7 is a top, front, right perspective view thereof.

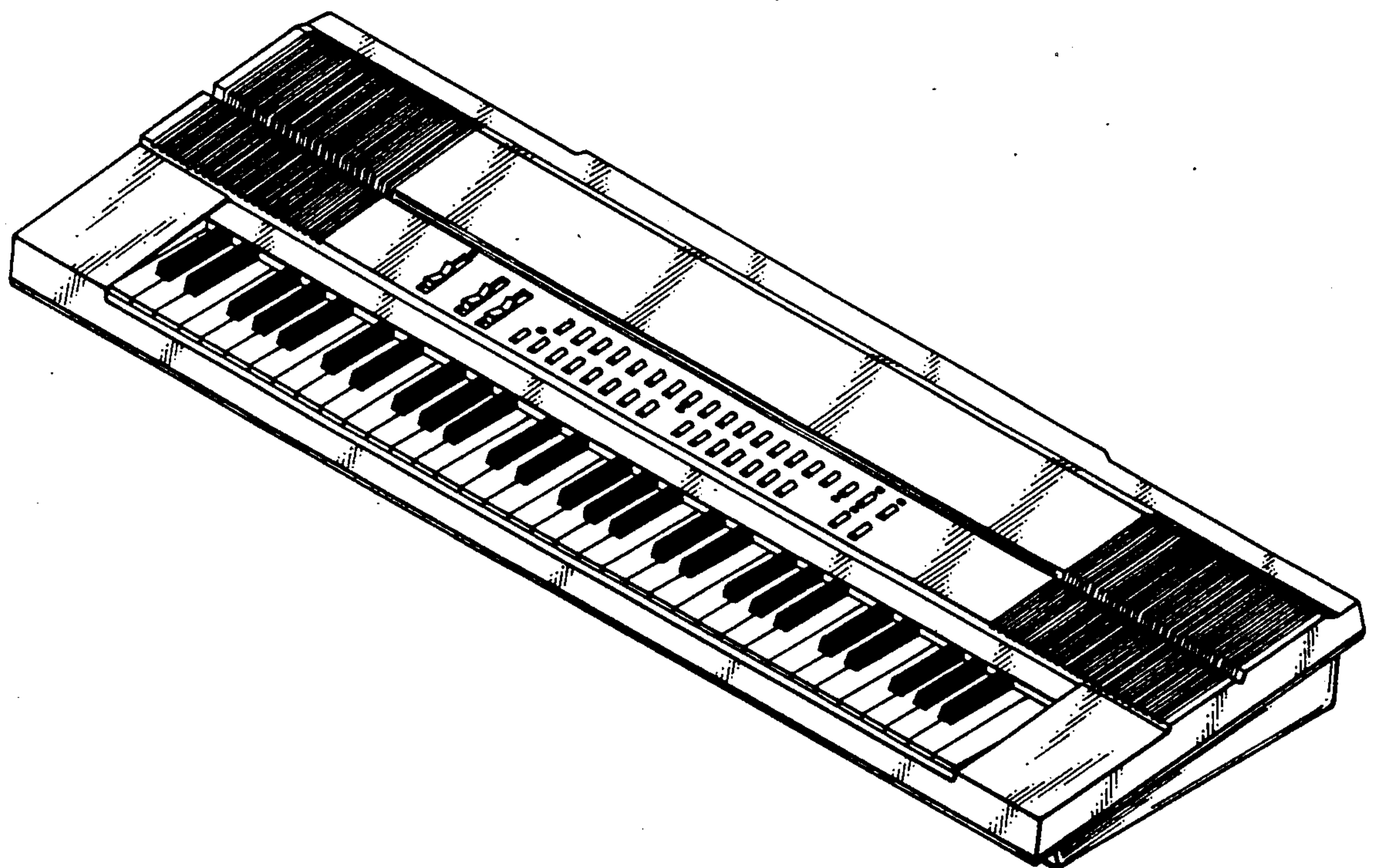


FIG. 2




FIG. 1

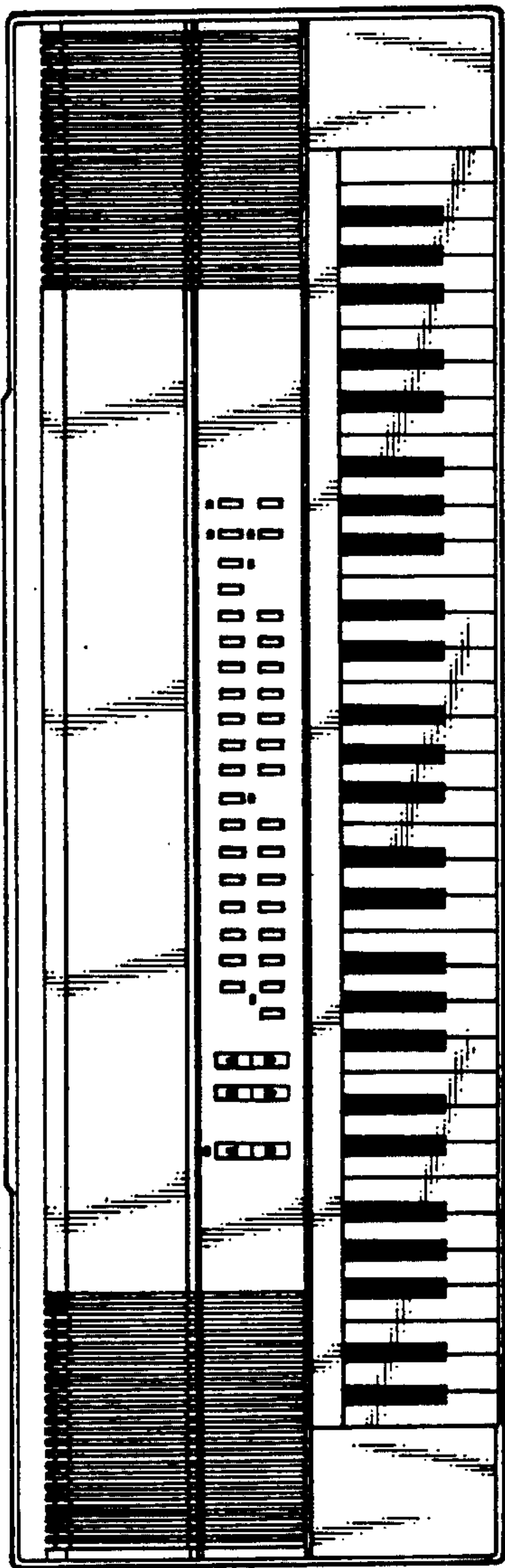


FIG. 5

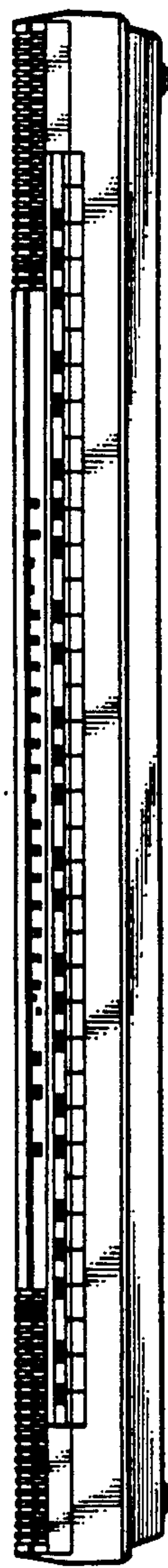


FIG. 3



FIG. 4






FIG. 6

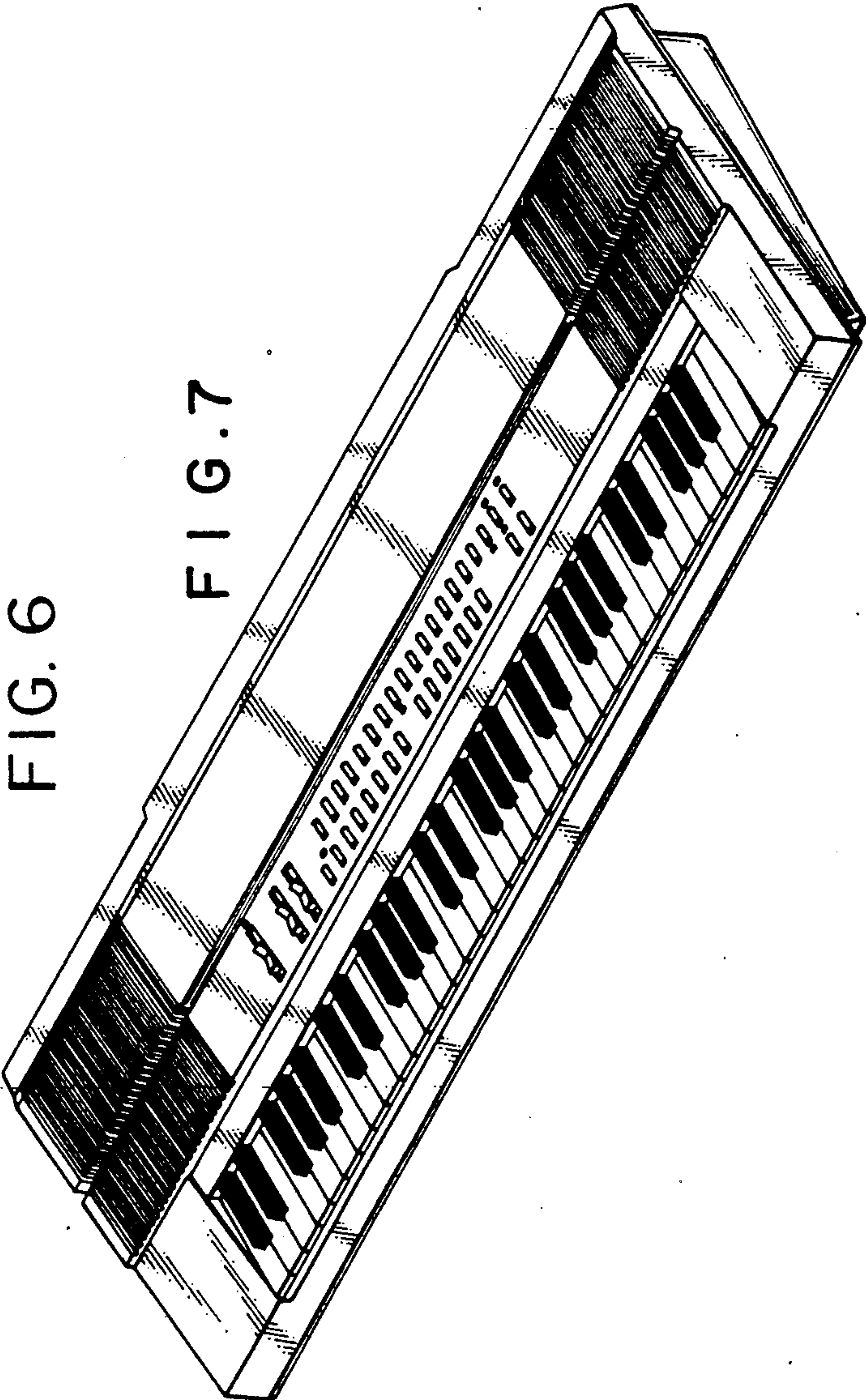


FIG. 7