

[54] **COVER FOR AN ANTENNA BASE**

[75] **Inventors:** David A. Hutchison, Solon; James Hadzoglou, Mayfield Hts., both of Ohio

[73] **Assignee:** Orion Industries, Inc., Solon, Ohio

[**] **Term:** 14 Years

[21] **Appl. No.:** 602,197

[22] **Filed:** Oct. 23, 1990

[52] **U.S. Cl. D14/238**

[58] **Field of Search D14/230-238, D14/299; 343/713, 715, 872**

[56] **References Cited**

U.S. PATENT DOCUMENTS

D. 259,115	5/1981	Steinhofer et al.	D14/234
D. 297,841	9/1988	Shimazaki	D14/234
4,266,227	5/1981	Blaese	343/715
4,785,305	11/1988	Shyu	343/713

FOREIGN PATENT DOCUMENTS

2397075 3/1979 France 343/713

OTHER PUBLICATIONS

Fordham 1987 Catalog, Center right—Avanti on-glass AM/FM auto antenna.


Primary Examiner—Theodore M. Shooman
Attorney, Agent, or Firm—Dressler, Goldsmith, Shore, Sutker & Milnamow, Ltd.

[57] **CLAIM**

The ornamental design for a cover for an antenna base, as shown and described.

DESCRIPTION

FIG. 1 is a top, front, and right side perspective view of a cover for an antenna base showing our new design; FIG. 2 is a top plan view thereof; FIG. 3 is a front elevational view thereof; FIG. 4 is a right side elevational view thereof; FIG. 5 is a rear elevational view thereof; FIG. 6 is a left side elevational view thereof; and FIG. 7 is a bottom plan view thereof.






FIG. 1

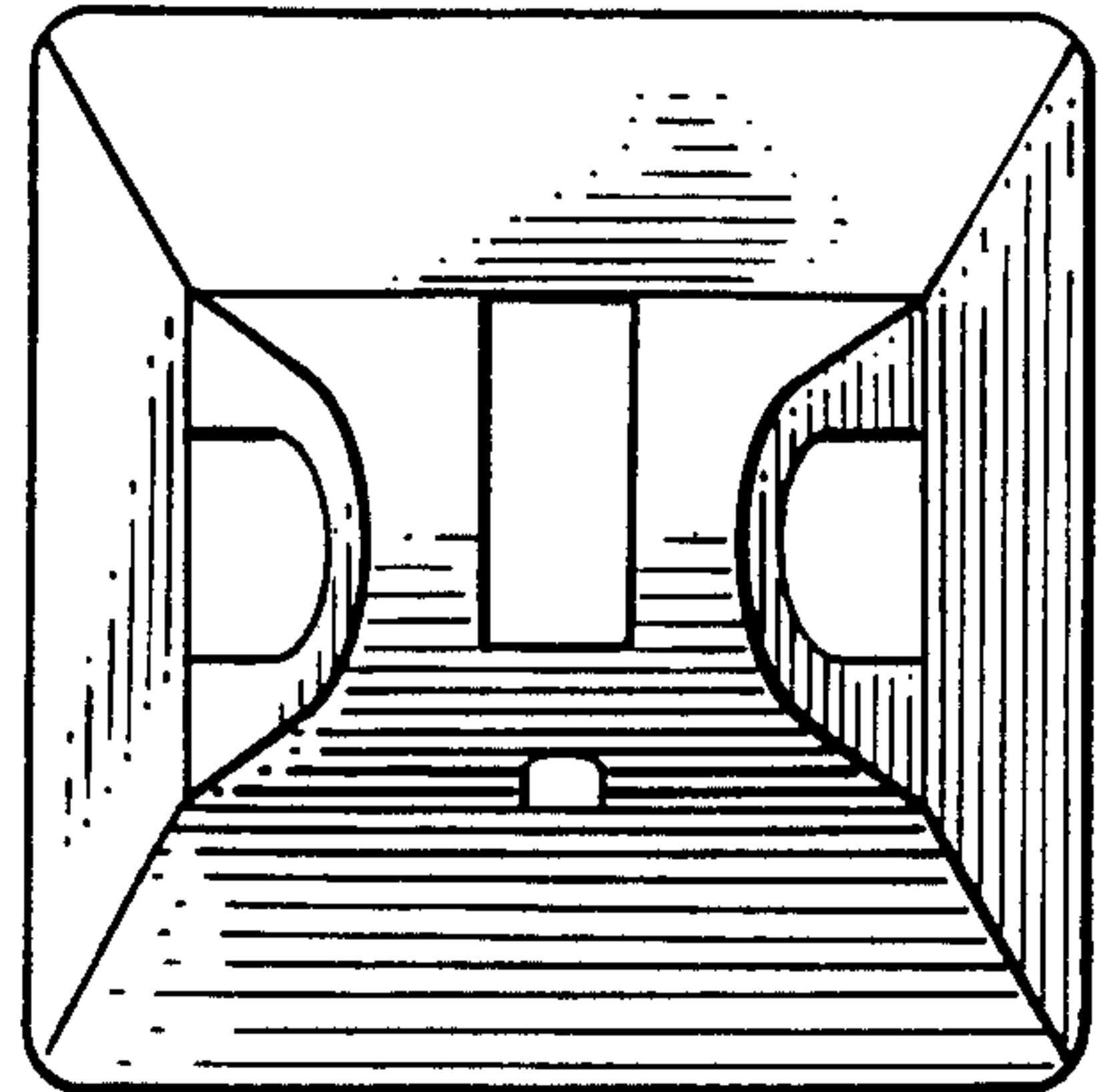


FIG. 2




FIG. 6




FIG. 3

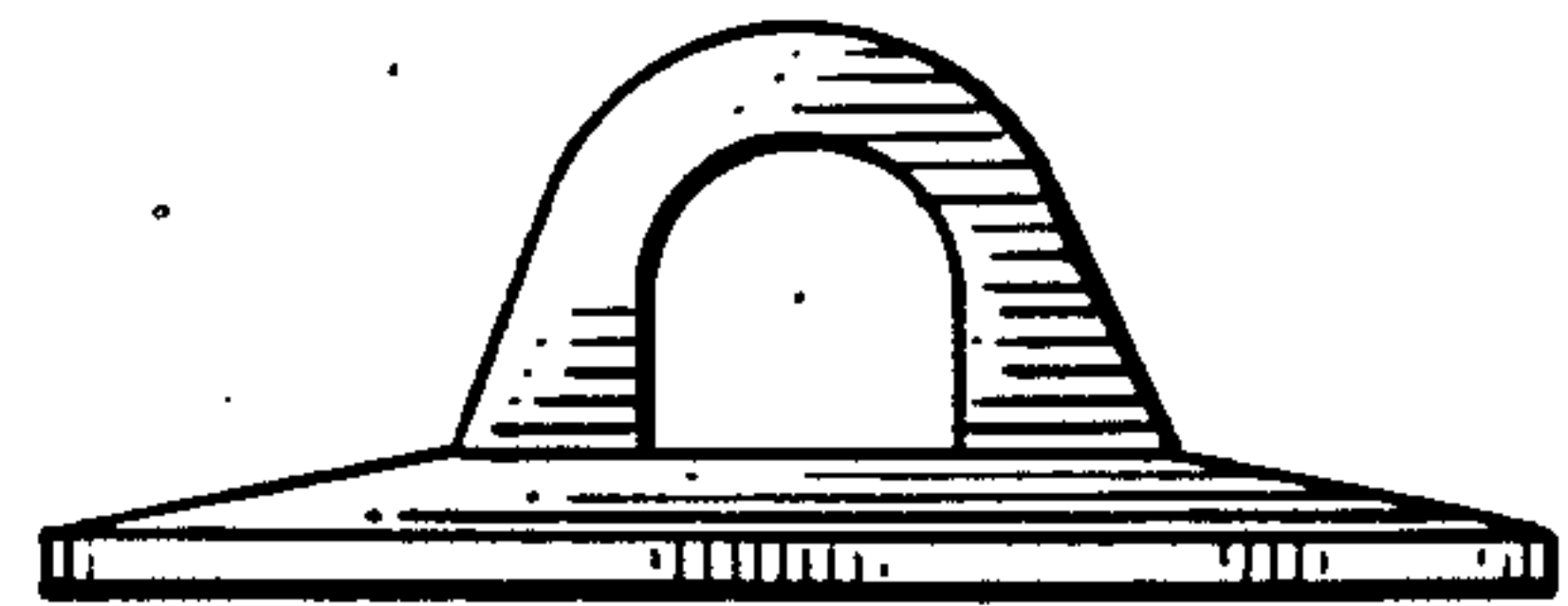


FIG. 4

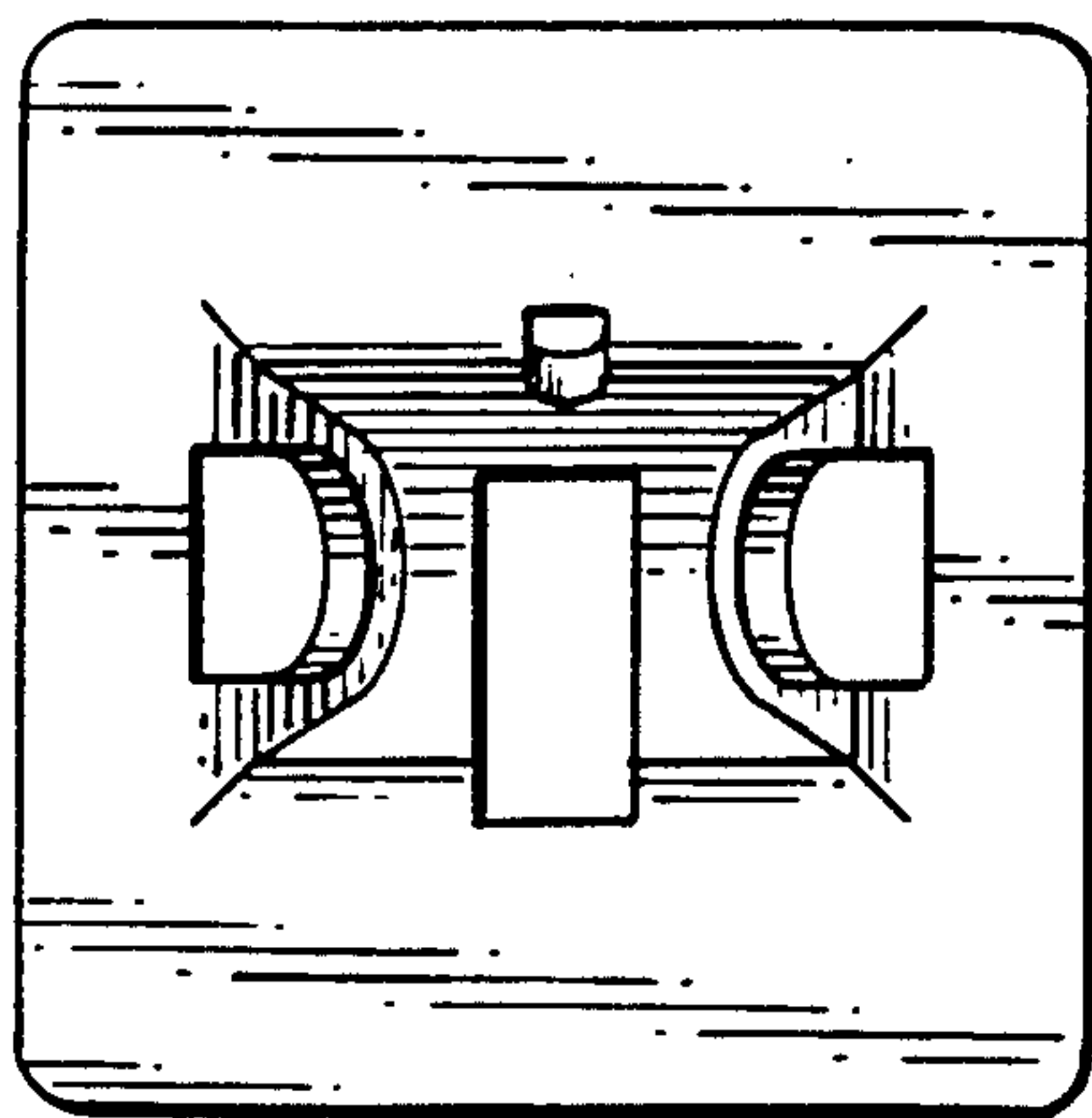


FIG. 7




FIG. 5