

[54] TELEPHONE ANSWERING MACHINE

[75] Inventor: Paul B. Ocepek, Syracuse, N.Y.

[73] Assignee: Thomson Consumer Electronics, Inc., Indianapolis, Ind.

[**] Term: 14 Years

[21] Appl. No.: 657,219

[22] Filed: Feb. 19, 1991

[52] U.S. Cl. D14/141

[58] Field of Search D14/141, 140, 240; 379/142, 428, 440, 441, 428

D. 293,568 1/1988 Martinez D14/141
D. 296,689 7/1988 Shintomi D14/141
D. 313,233 12/1990 Andrews, Sr. et al. D14/140

OTHER PUBLICATIONS

B. A. Pargh Co. Inc.; 1990 Wholesale Catalog, ©1989 at p. 337 G.E. Microcassette: No. 29860 Gen, Remote Answerer, at p. 341; "Record-a-Call": Item 950 EVH.

Primary Examiner—Horace B. Fay, Jr.

Attorney, Agent, or Firm—Scott J. Stevens

[57] CLAIM

The ornamental design for a telephone answering machine, as shown.


DESCRIPTION

FIG. 1 is a front, top and right side perspective view of a telephone answering machine showing my new design; FIG. 2 is a top plan view thereof; FIG. 3 is a front elevational view thereof; FIGS. 4 and 5 are respectively left and right side elevational views thereof; and FIG. 6 is a rear elevational view thereof.

[56] References Cited

U.S. PATENT DOCUMENTS

- D. 161,842 2/1951 Jordanoff D14/141
- D. 217,619 5/1970 Federico D14/141
- D. 266,162 9/1982 Martinez D14/141
- D. 274,243 6/1984 Asaki et al. D14/148 X
- D. 275,101 8/1984 Read D14/240
- D. 285,554 9/1986 Beaumont et al. D14/240
- D. 289,155 4/1987 Brooks et al. D14/141
- D. 291,435 8/1987 Kawano et al. D14/141



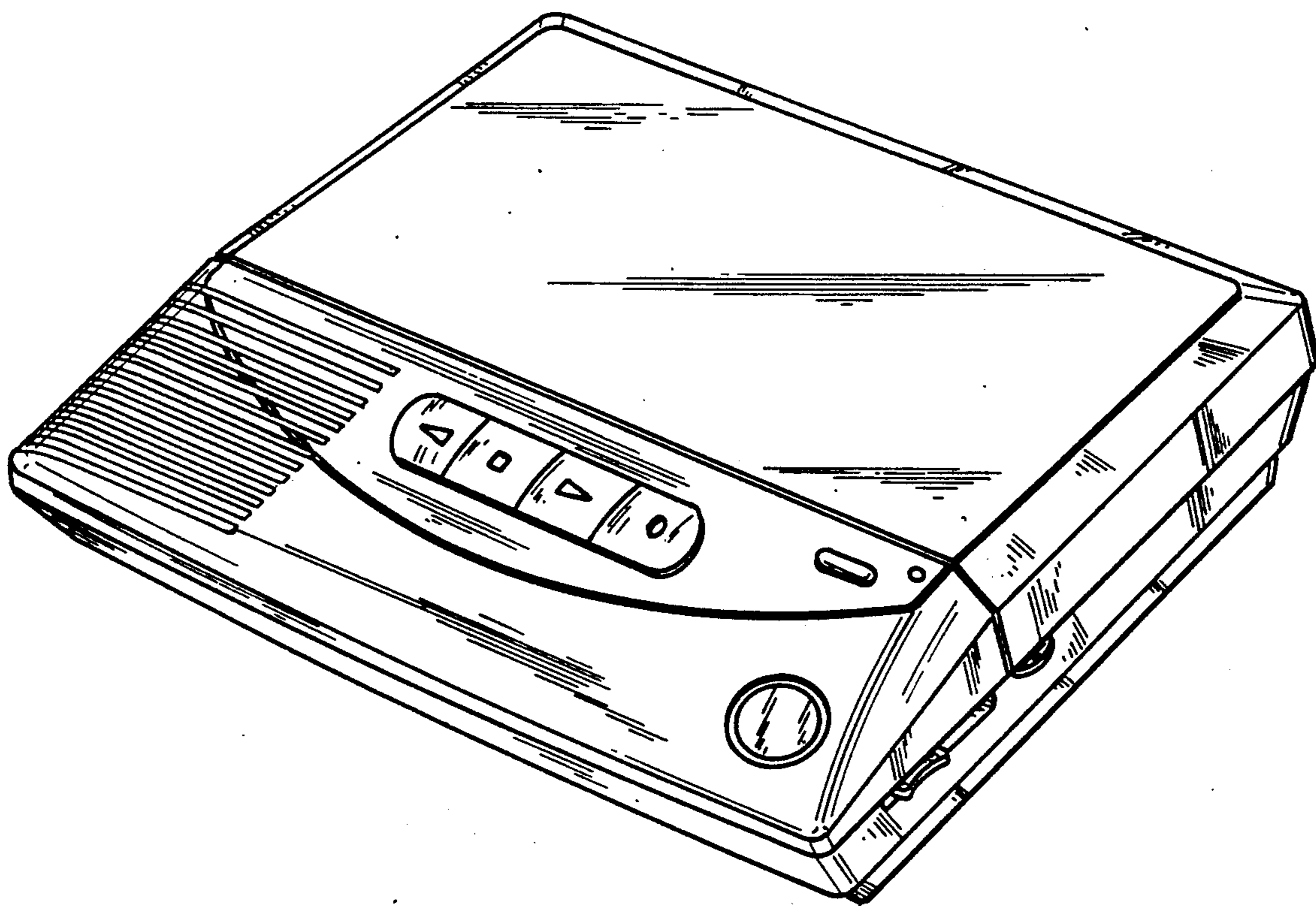


Fig. 1




Fig. 2

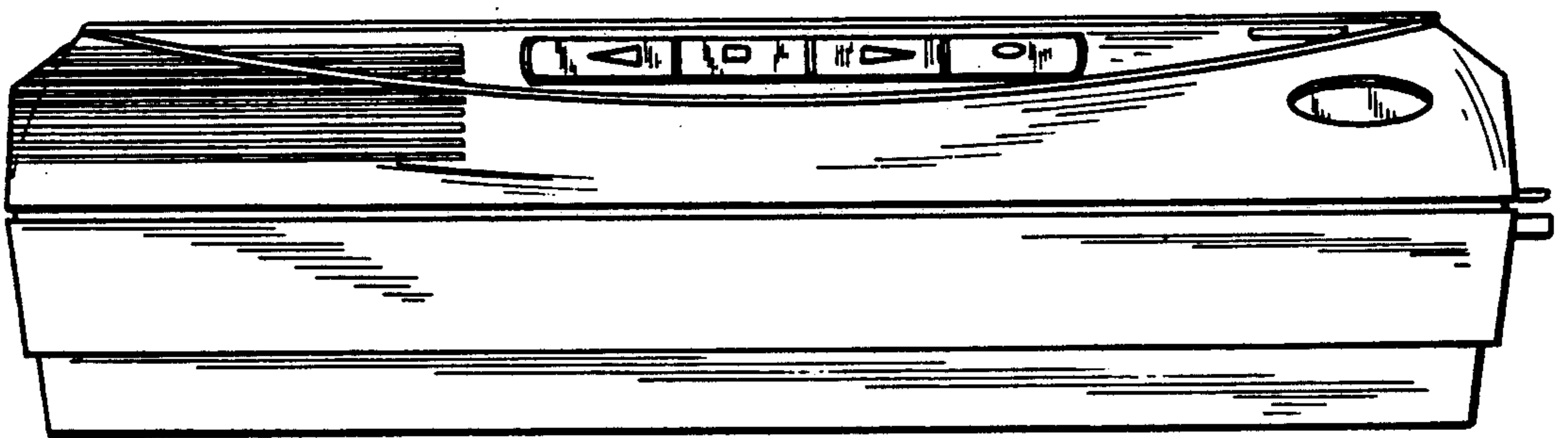


Fig. 3

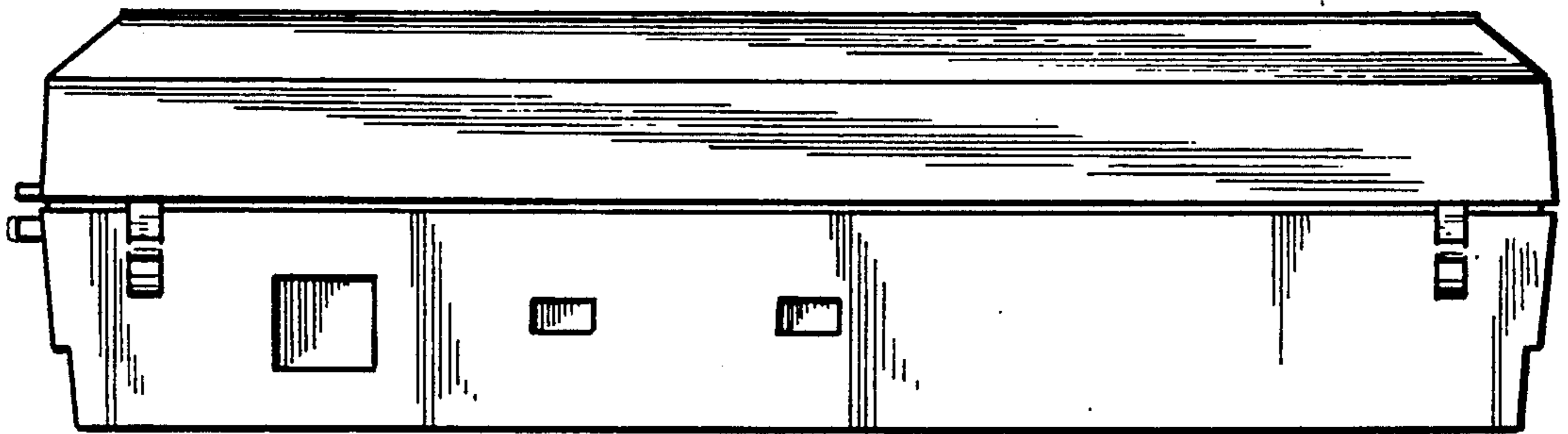


Fig. 6




Fig. 4

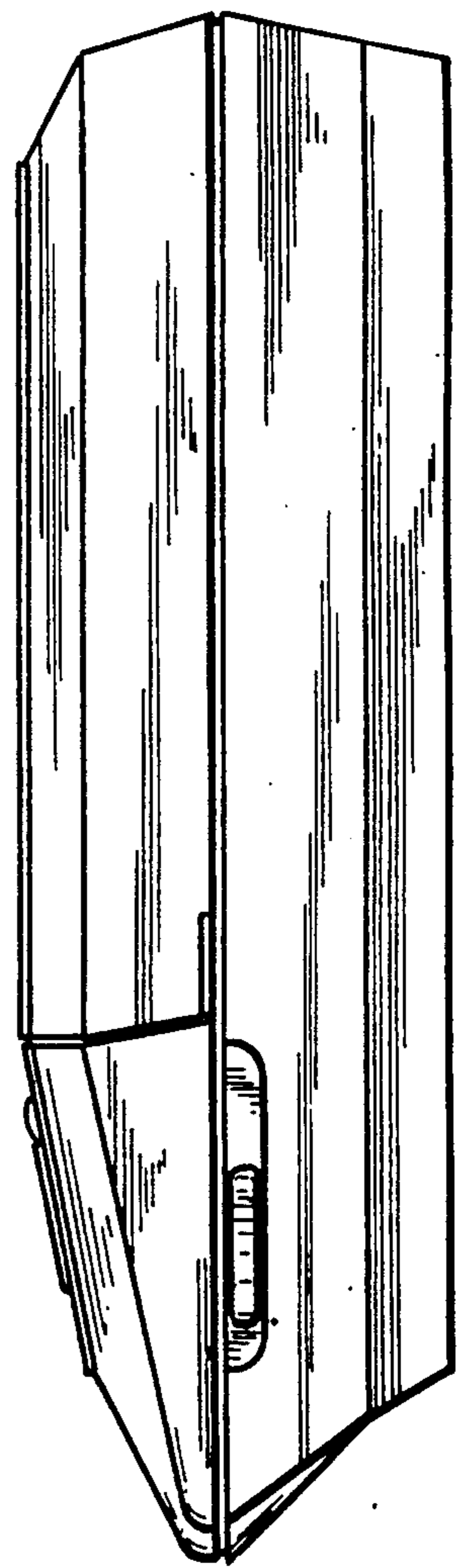


Fig. 5