

[54] **PENDANT**

[76] **Inventor: Charles E. Alton, 209 75th Ave., St. Petersburg Beach, Fla. 33706**

[\*\*] **Term: 14 Years**

[21] **Appl. No.: 182,575**

[22] **Filed: Apr. 18, 1988**

[52] **U.S. Cl. .... D11/82; D21/187**

[58] **Field of Search .... D11/1, 7-8, D11/43-45, 44, 48, 49, 53, 54, 82-84, 89, 90, 101; 63/18-19, 20, 23, 1.1; D21/148, 166, 187, 229, 231**

[56] **References Cited**

**U.S. PATENT DOCUMENTS**

D. 248,287 6/1978 Sharp ..... D11/101

D. 286,653 11/1986 Raymond et al. .... D21/187  
1,385,761 7/1921 Tirado ..... D21/187  
3,099,025 7/1963 Merkley et al. .... D21/229

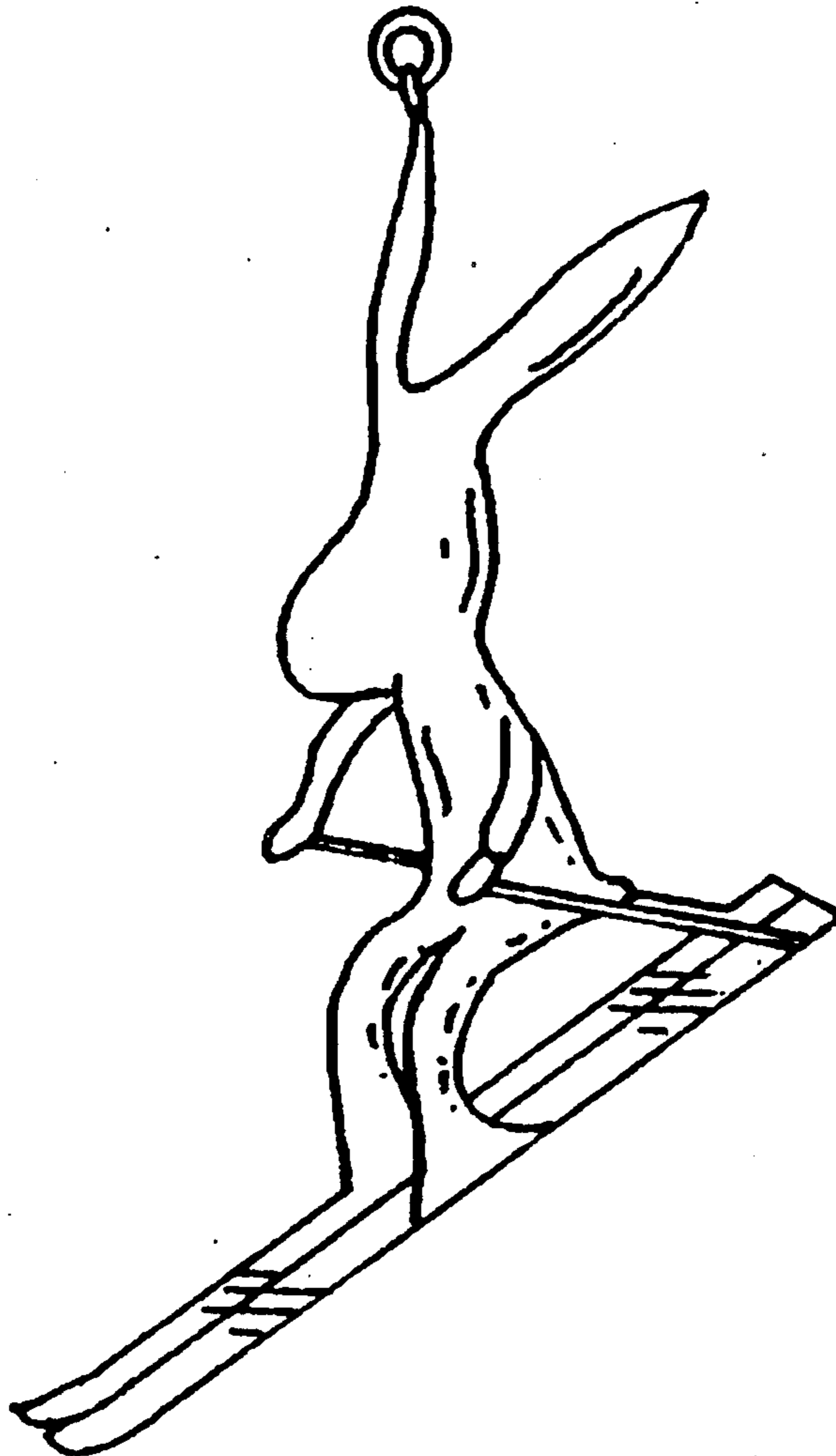
*Primary Examiner*—Louis S. Zarfes  
*Assistant Examiner*—R. T. Seifert  
*Attorney, Agent, or Firm*—Harold D. Shall


[57] **CLAIM**

The ornamental design for a pendant, as shown.

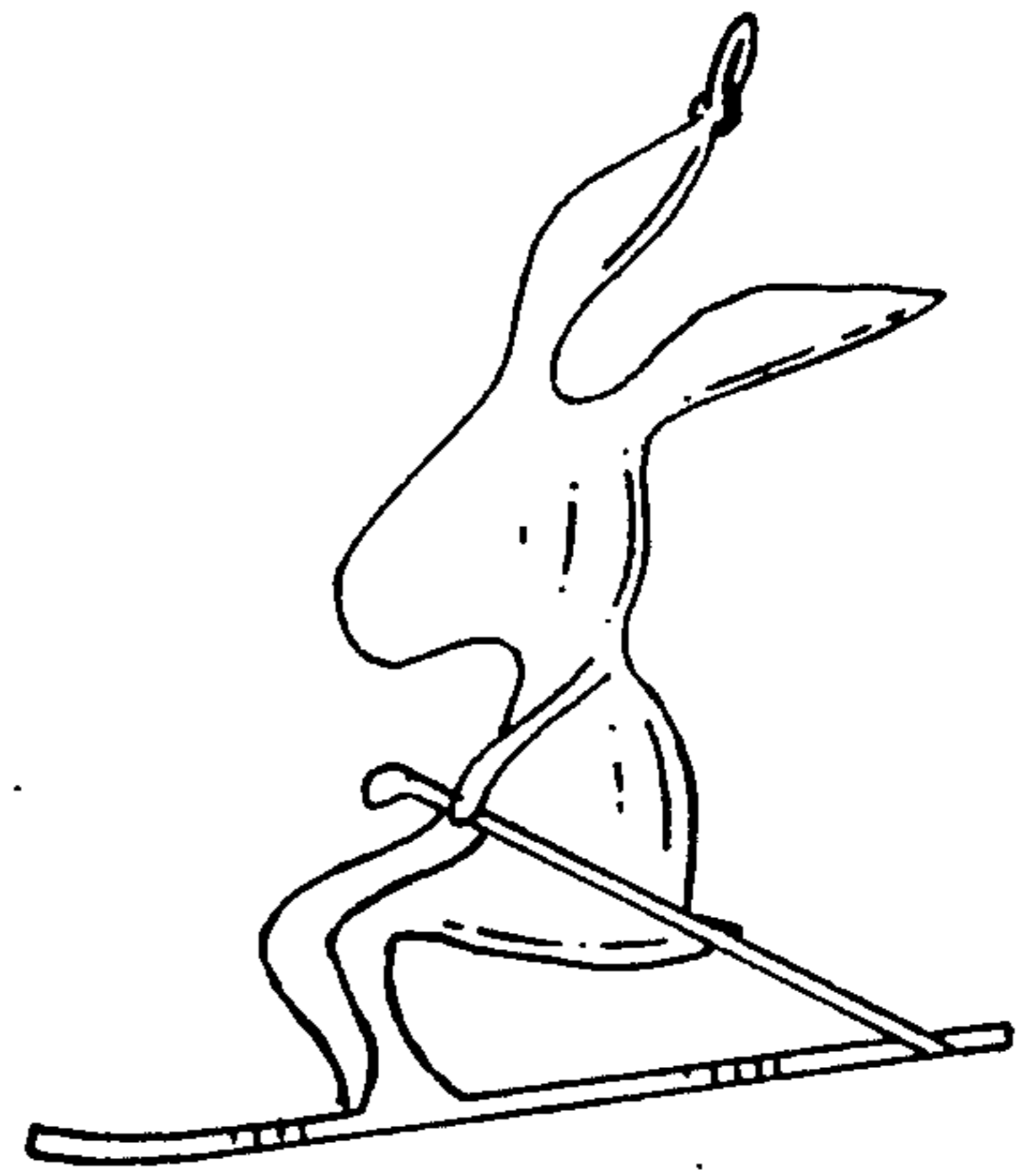
**DESCRIPTION**

FIG. 1 is a front elevational view of a pendant showing my new design;  
FIG. 2 is a rear elevational view;  
FIG. 3 is a left side elevational view;  
FIG. 4 is a right side elevational view;  
FIG. 5 is a top plan view;  
FIG. 6 is a bottom plan view; and  
FIG. 7 is a perspective view.






FIG\_2



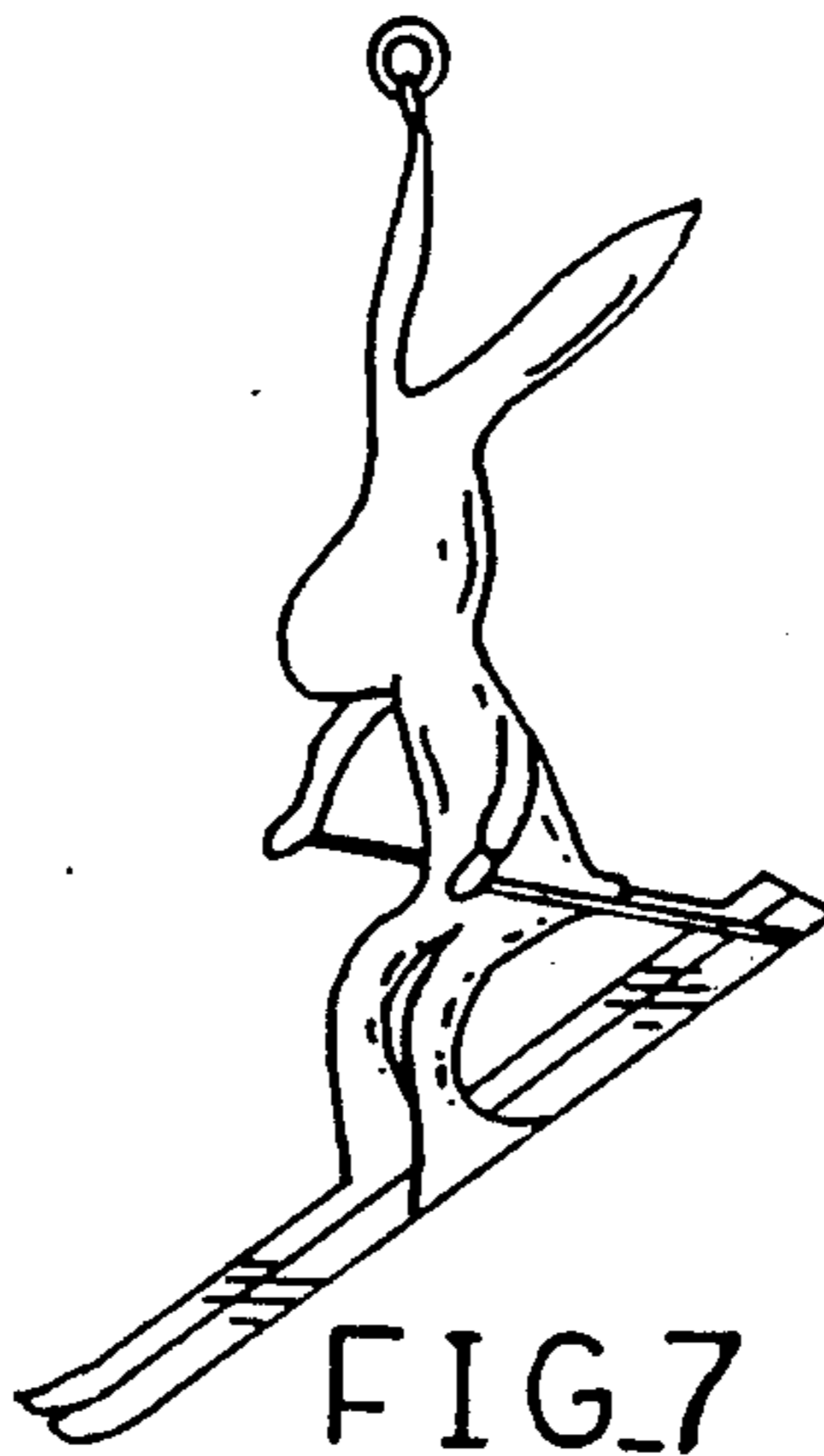
FIG\_1



FIG\_3



FIG\_4



FIG\_7



FIG\_5



FIG\_6