

[54] WRIST WATCH

[75] Inventor: Masamichi Wakamatsu, Fussa, Japan

[73] Assignee: Casio Computer Co., Ltd., Tokyo, Japan

[**] Term: 14 Years

[21] Appl. No.: 289,573

[22] Filed: Dec. 22, 1988

[52] U.S. Cl. D10/38

[58] Field of Search D10/30-32, D10/38, 39, 122-126; D11/1-4; 368/223-225, 232, 238, 276-278, 281, 292-296

[56] References Cited

U.S. PATENT DOCUMENTS

D. 283,984	5/1986	Kano	D10/39
D. 283,985	5/1986	Sakamaki	D10/39
D. 285,662	9/1986	Kano	D10/39
D. 301,692	6/1989	Wakamatsu	D10/30 X
D. 303,768	10/1989	Wakamatsu	D10/30 X
D. 304,305	10/1989	Morishima	D10/38

OTHER PUBLICATIONS

Jeweler's Circular-Keystone, Watch, 10/1985, p. 124.
Goldschmit Zeitung, W-500 Watch, 9/1987, p. 27.

Primary Examiner—Nelson C. Holtje
Assistant Examiner—Antoine D. Davis
Attorney, Agent, or Firm—Frishauf, Holtz, Goodman & Woodward

[57] CLAIM

The ornamental design for a wrist watch, as shown and described.

DESCRIPTION

FIG. 1 is a front elevational view of a wrist watch showing my new design;
FIG. 2 is a left side elevational view;
FIG. 3 is a right side elevational view;
FIG. 4 is a top plan view;
FIG. 5 is a bottom plan view;
FIG. 6 is a rear elevational view; and
FIG. 7 is a bottom, front and right side perspective view thereof.




FIG. 4




FIG. 2




FIG. 1




FIG. 3




FIG. 5




FIG. 6

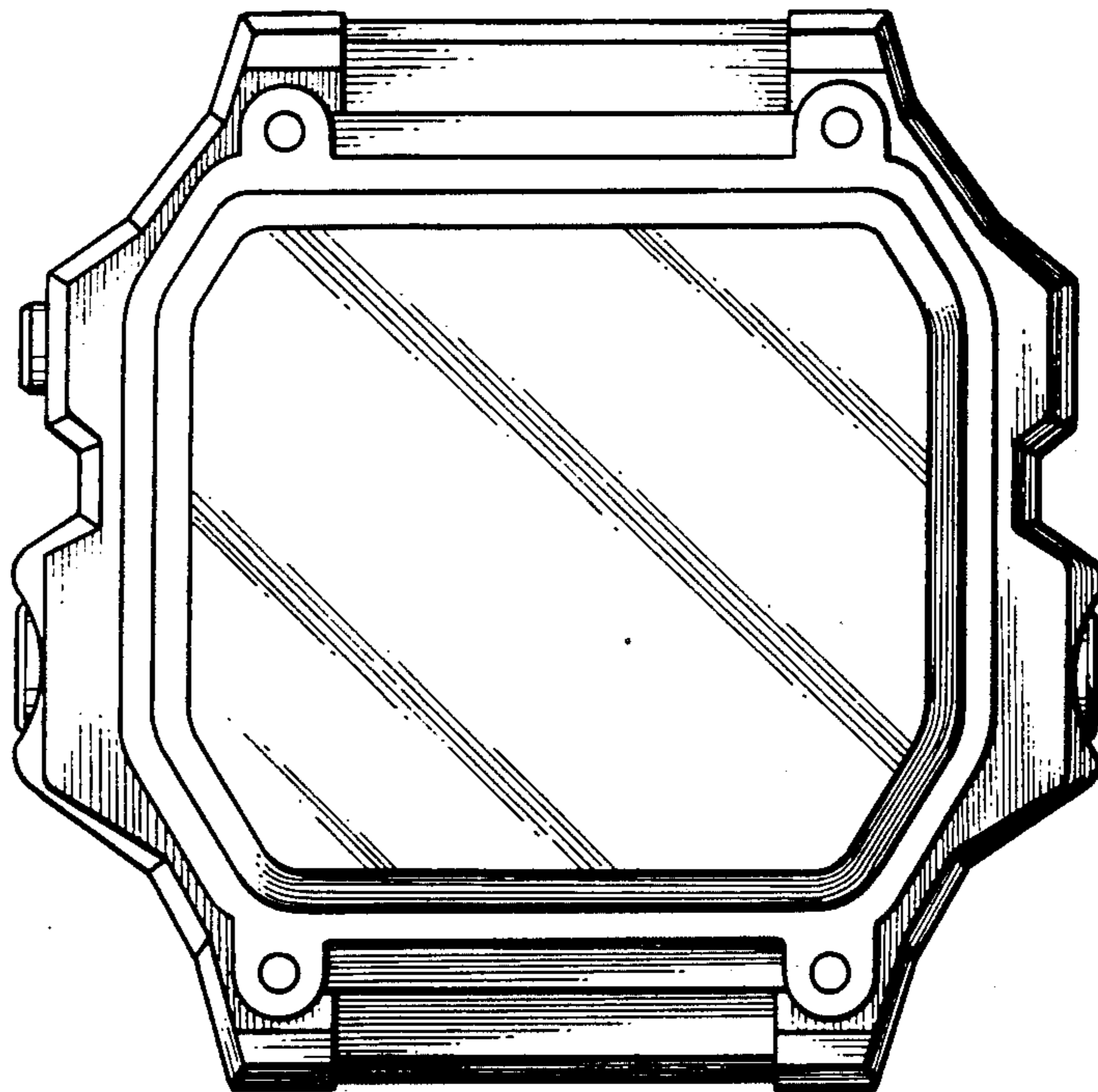


FIG. 7

