

[54] **COMBINED CLOCK AND CALENDAR**

[75] **Inventor: John F. Sharkey, Sarasota, Fla.**

[73] **Assignee: Robert Blend, Sarasota, Fla.**

[\*\*] **Term: 14 Years**

[21] **Appl. No.: 303,950**

[22] **Filed: Jan. 30, 1989**

[52] **U.S. Cl. .... D10/3; D10/15;  
 D20/20; D19/21**

[58] **Field of Search ..... D10/1-40,  
 D10/122-132; D20/20; D19/21; 368/11, 10,  
 239-242, 22, 28, 80-82, 285**

[56] **References Cited**

**U.S. PATENT DOCUMENTS**

D. 89,744	5/1933	Bourquin	.....	D10/3
D. 104,597	5/1937	Duman	.....	D20/20 X
D. 122,892	10/1940	Horsley	.....	D19/21
D. 172,674	7/1954	Lux	.....	D10/3
D. 221,462	8/1971	Rittinghaus	.....	D19/21 X
D. 258,811	4/1981	You	.....	D10/3

D. 275,407	9/1984	Smith	.....	D20/20
D. 304,960	12/1989	Denton	.....	D20/20
3,852,953	12/1974	Mischiatti	.....	368/28
4,681,460	7/1987	Nishimura	.....	368/22 X
4,780,839	10/1988	Hirayama	.....	368/82 X

**FOREIGN PATENT DOCUMENTS**

2609064	9/1977	Fed. Rep. of Germany	.....	368/83
0272185	11/1987	Japan	.....	368/29

*Primary Examiner*—Nelson C. Holtje  
*Attorney, Agent, or Firm*—Charles J. Prescott

[57] **CLAIM**

The ornamental design for a combined clock and calendar, as shown and described.

**DESCRIPTION**

FIG. 1 is a front elevational view of a combined clock and calendar showing my new design;  
 FIG. 2 is a right side elevational view thereof, the left side being a mirror image;  
 FIG. 3 is a bottom plan view thereof, the top plan view being a mirror image thereof; and  
 FIG. 4 is a rear elevational view thereof.





FIG. 1

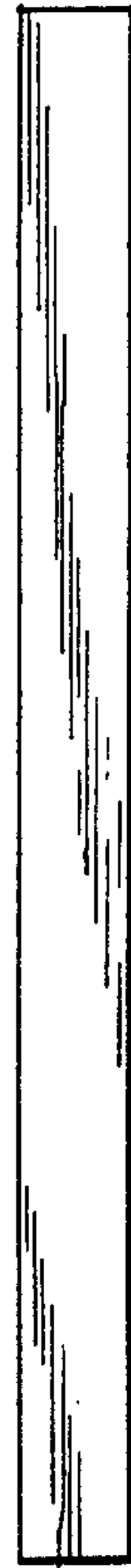


FIG. 2




FIG. 3

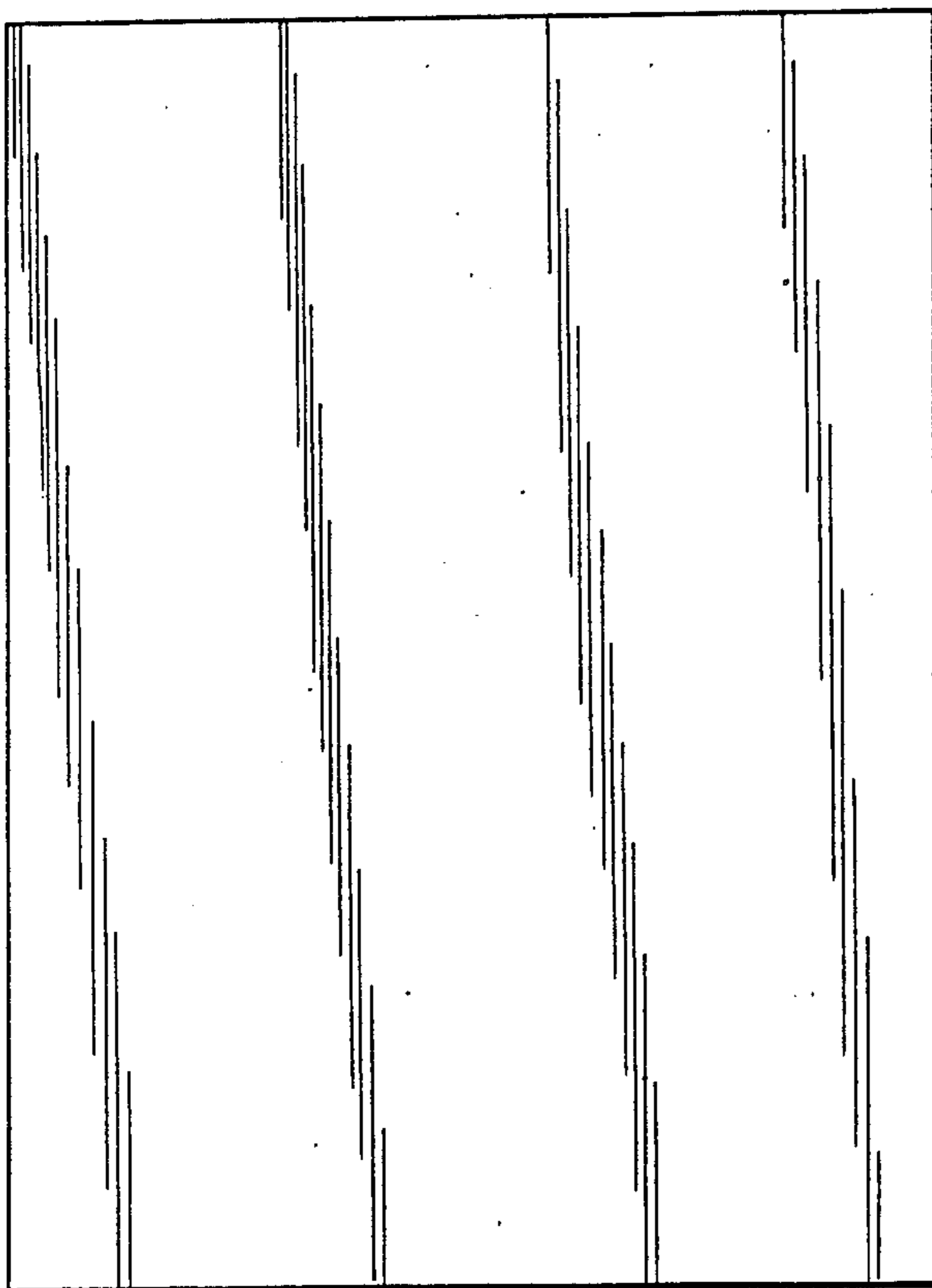


FIG. 4