

[54] UTILITY KNIFE

[76] Inventor: Lynn C. Thompson, 987 Sand Piper Ct., Ventura, Calif. 93001

[\*\*] Term: 14 Years

[21] Appl. No.: 289,794

[22] Filed: Dec. 27, 1988

[52] U.S. Cl. .... D8/98; D8/20; D22/118

[58] Field of Search ..... D8/98; D22/118; 30/123.3, 142

[56] References Cited

U.S. PATENT DOCUMENTS

D. 74,850	4/1928	Williams	.....	D22/118
1,484,618	2/1924	Blades	.....	30/123.3 X
2,243,657	5/1941	Tachi	.....	30/142 X
2,630,314	3/1953	Cadwallader	.....	D22/118 X
3,255,524	6/1966	Clendenon, Jr.	.....	D22/118 X
3,760,438	9/1973	White	.....	D8/98 X
3,791,033	2/1974	Regan	.....	D8/98 X

OTHER PUBLICATIONS

Chicago Cutlery ad, 1981, "G-Hunting Knife and Sheath", left center of page.

*The Gun Digest, Book of Knives*, ©1973.

Hughes and Lewis, "Morseth Sports Equip.", right center of page. p. 283.

*Knives and Knife Makers*, ©1973, Sid Latham p. 77, "Model #9 known as elk", top center of page.

*Skin Diver*, Jan. 1980, p. 65 "Knife Roundup-Pang 903", top right corner of page.

Primary Examiner—Bruce W. Dunkins

Assistant Examiner—Monica A. Hannon

Attorney, Agent, or Firm—Marvin E. Jacobs

[57] CLAIM

The ornamental design for a utility knife, as shown and described.

DESCRIPTION

FIG. 1 is a front elevational view of a utility knife showing my new design;

FIG. 2 is a rear elevational view thereof;

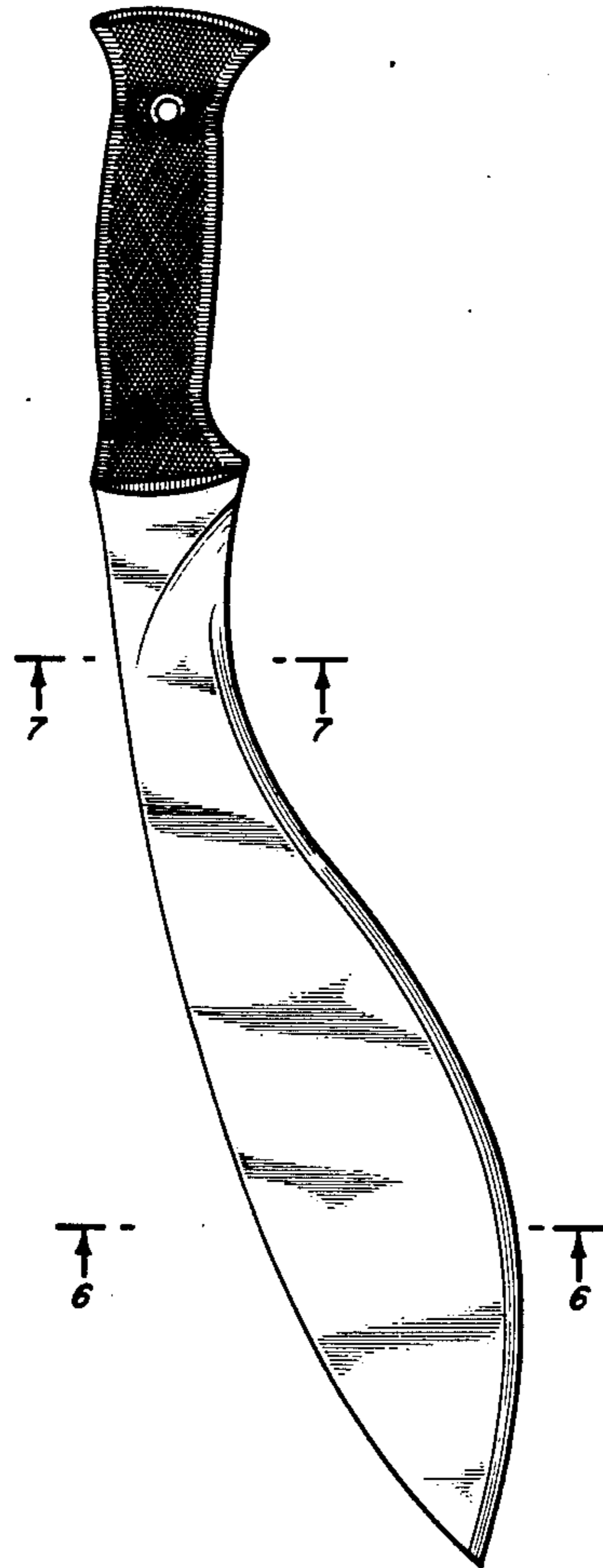
FIG. 3 is a bottom plan view thereof;

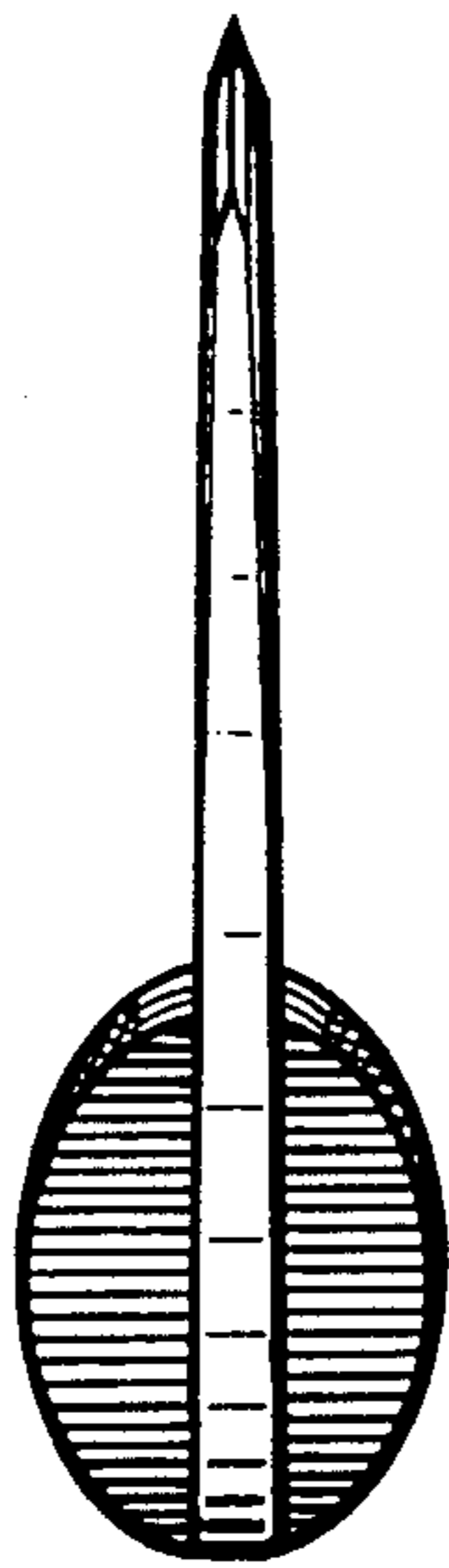
FIG. 4 is a right side elevational view, the opposite side being a mirror image thereof;

FIG. 5 is a top plan view thereof;

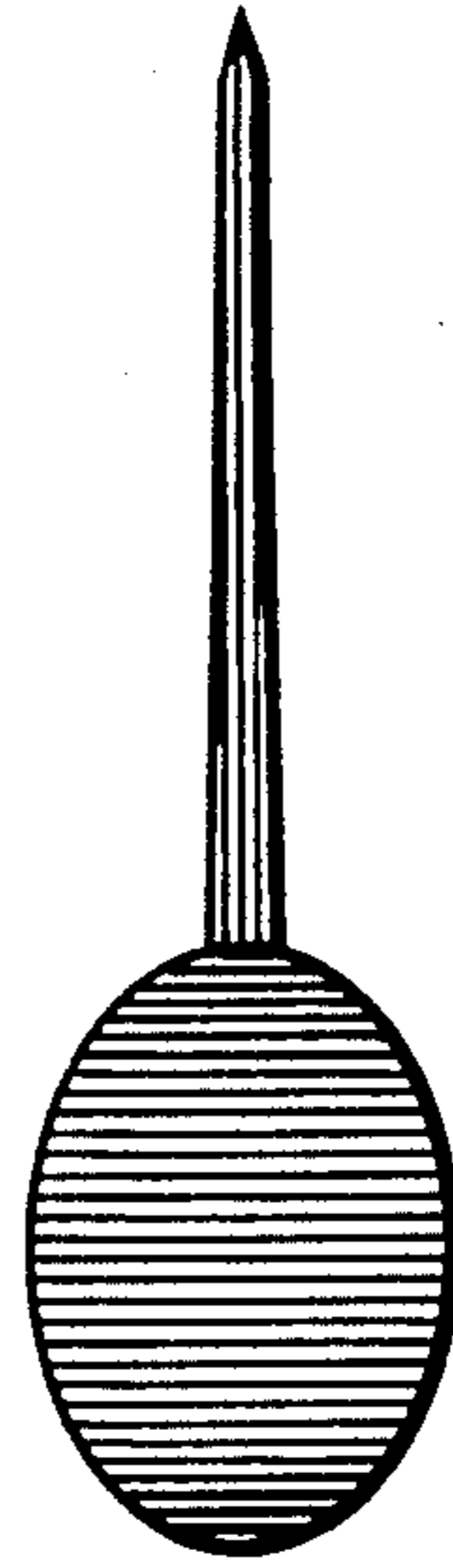
FIG. 6 is an enlarged cross-sectional view taken along line 6—6 of FIG. 4; and

FIG. 7 is an enlarged cross-sectional view taken along line 7—7 of FIG. 4.

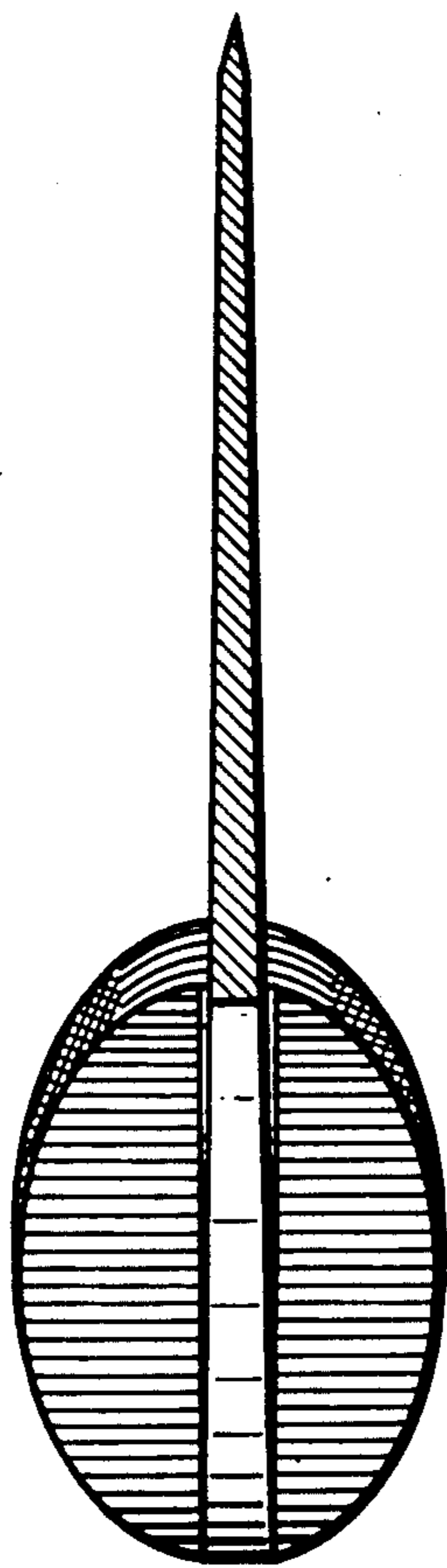




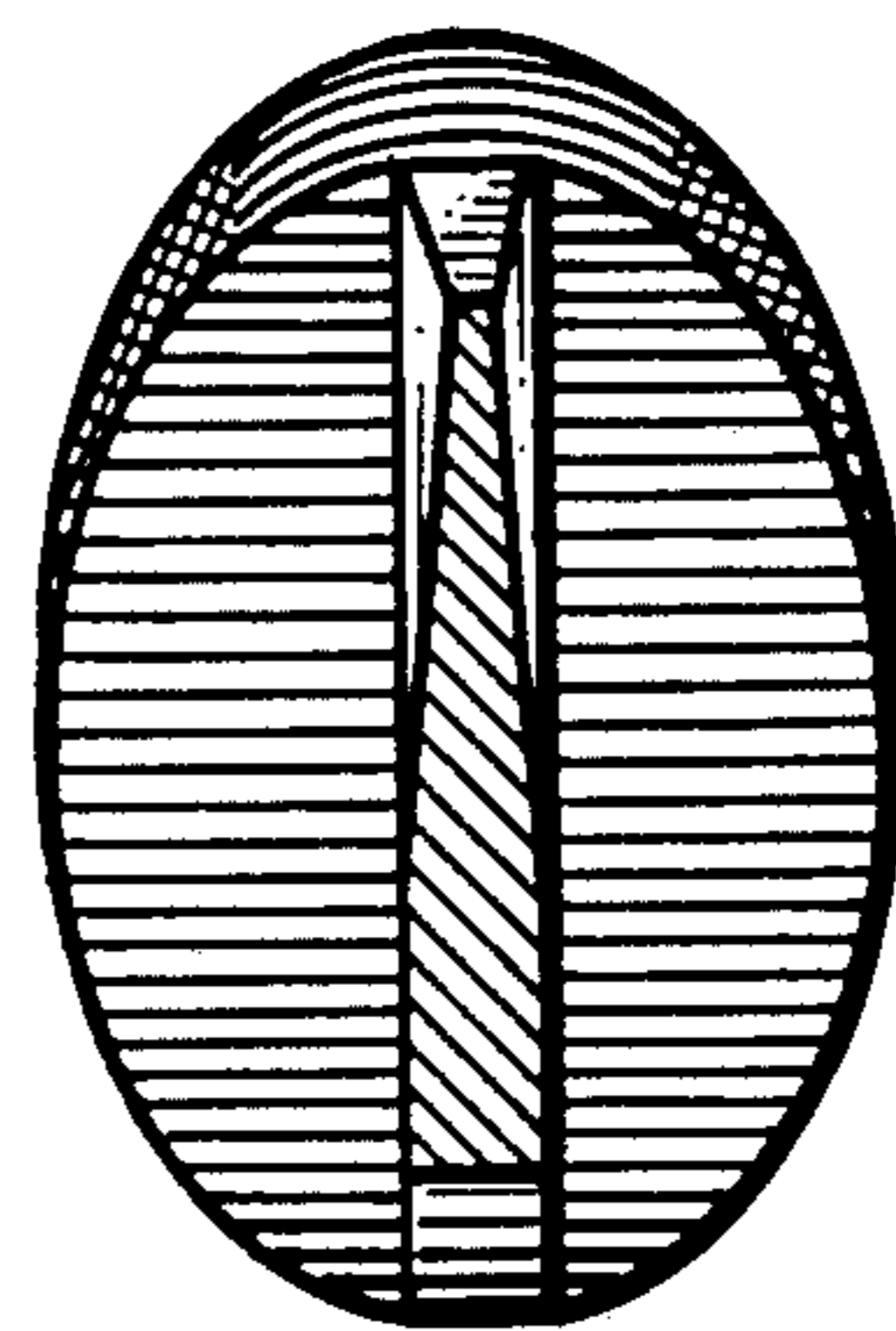
*Fig. 1.*



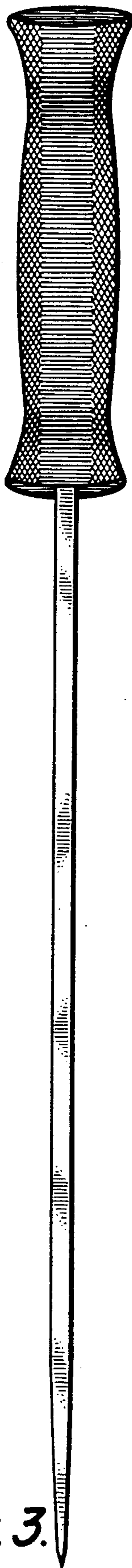
*Fig. 2.*



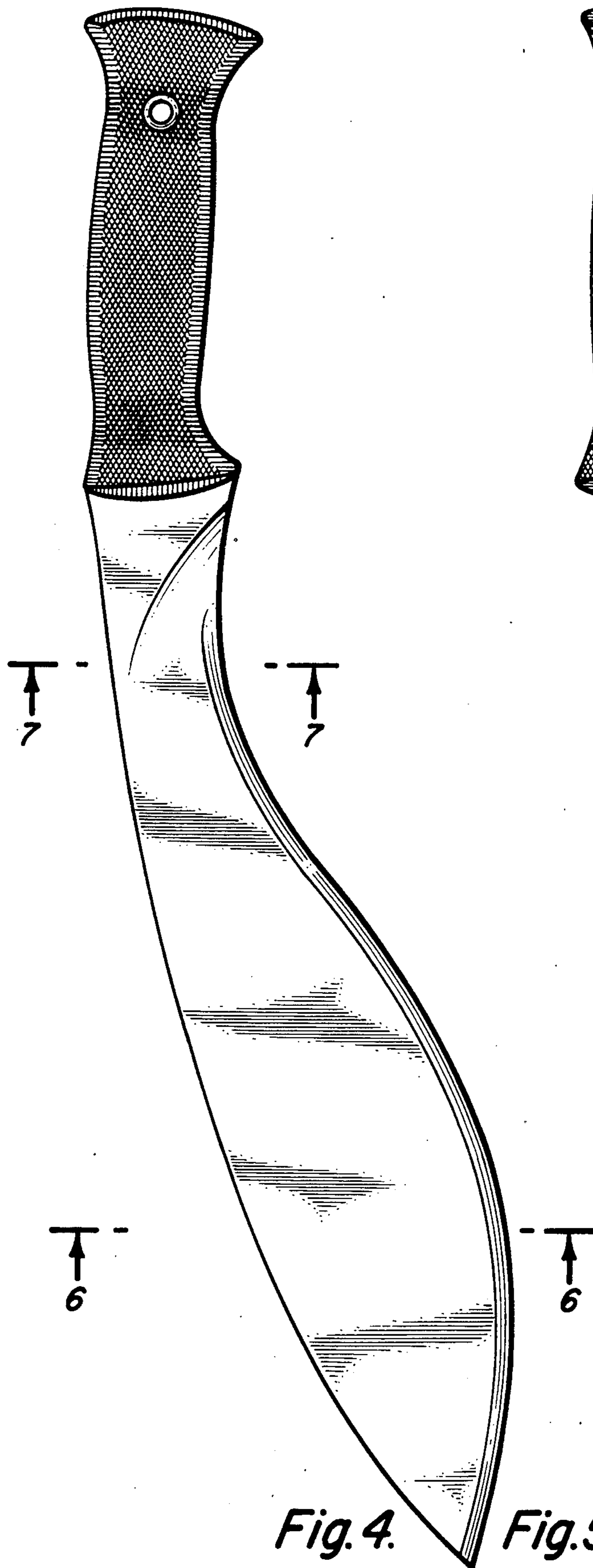
*Fig. 6.*



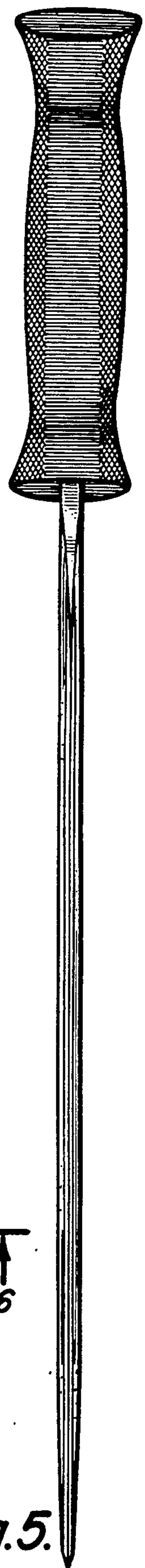
*Fig. 7.*



*Fig. 3.*



*Fig. 4.*



*Fig. 5.*