

[54] COMBINED PILLOW CASE AND MULTIPLE PILLOW ASSEMBLY

3,426,372 2/1969 Enelow 5/490 X
4,078,842 3/1978 Zur 297/229
4,780,921 11/1988 Lahn et al. 5/437

[76] Inventor: James R. Deremiah, 1530 Key Blvd., No. 317, Arlington, Va. 22209

Primary Examiner—Wallace R. Burke
Assistant Examiner—Brian N. Vinson
Attorney, Agent, or Firm—Shlesinger Arkwright & Garvey

[**] Term: 14 Years

[21] Appl. No.: 243,492

[57] CLAIM

[22] Filed: Sep. 12, 1988

The ornamental design for a combined pillow case and multiple pillow assembly, as shown and described.

[52] U.S. Cl. D6/601

[58] Field of Search D6/595-596,
D6/597, 601-602, 603, 605-606, 610;
5/431-432, 434, 437, 443, 446, 448, 482, 486,
490-492; 297/229

DESCRIPTION

[56] References Cited

U.S. PATENT DOCUMENTS

D. 237,560 11/1975 Johnston D6/601
D. 282,037 1/1986 Lawson et al. D6/606
1,775,061 9/1930 Bertha 5/490
3,034,132 5/1962 Landsberger et al. D6/603 X
3,222,695 12/1965 Brown 5/417

FIG. 1 is a front elevational view of a combined pillow case and multiple pillow assembly showing my new design, the rear being identical in appearance;
FIG. 2 is a side elevational view thereof, the opposite side being identical in appearance;
FIG. 3 is a top plan view thereof; and
FIG. 4 is a bottom plan view thereof.
The cross-hatching is intended to represent conventional fabric and is understood to extend uniformly across the surfaces shown.

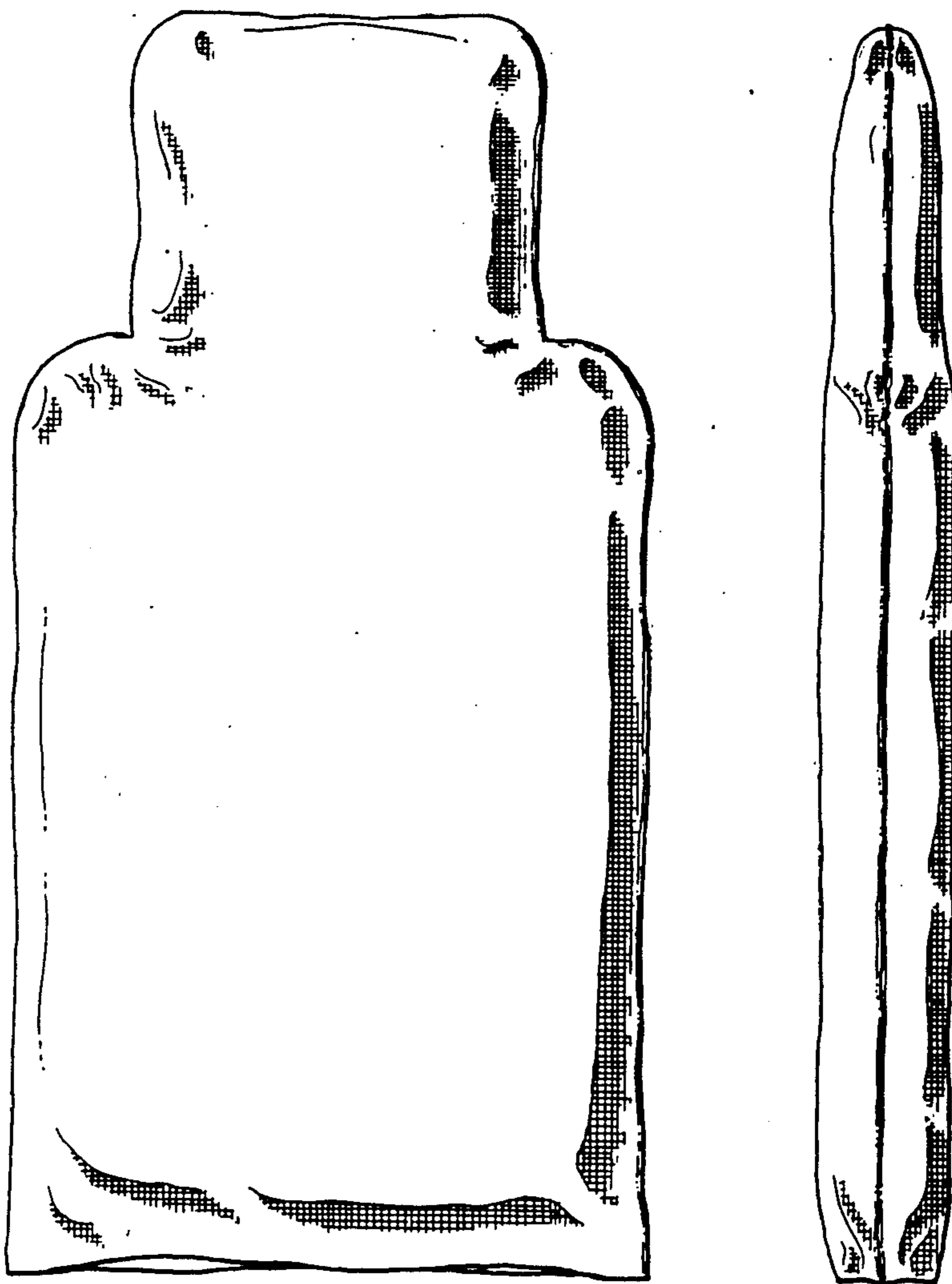


FIGURE 1

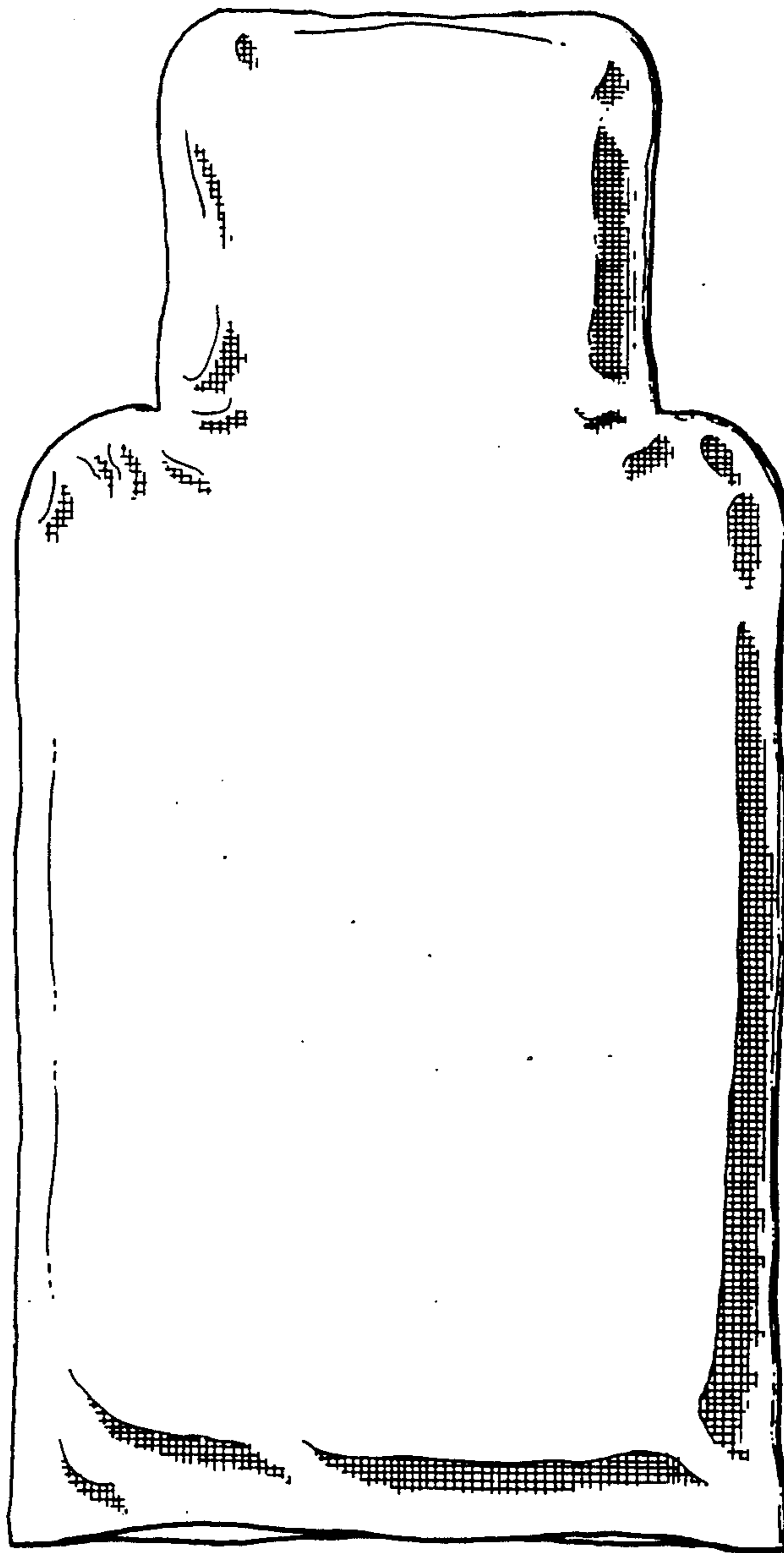


FIGURE 2




FIGURE 3




FIGURE 4

