

[54] **SHOE UPPER**

[75] **Inventor: Tinker L. Hatfield, Portland, Oreg.**

[73] **Assignees: Nike, Inc., Beaverton, Oreg.; Nike International Ltd., Bermuda**

[\*\*] **Term: 14 Years**

[21] **Appl. No.: 558,415**

[22] **Filed: Jul. 27, 1990**

[52] **U.S. Cl. .... D2/314; D2/312**

[58] **Field of Search ..... D2/264, 265, 268, 271, D2/308-314; 36/45, 83, 84, 89, 102-106, 112-116, 132, 136**

[56] **References Cited**

**U.S. PATENT DOCUMENTS**

D. 262,751	1/1982	Anderie .....	D2/310
D. 272,964	3/1984	Feigelstock .....	D2/310
D. 283,463	4/1986	Chassaing .....	D2/310
D. 284,039	6/1986	Yoshitake .....	D2/310
D. 292,945	12/1987	Selbiger et al. ....	D2/314
D. 293,970	2/1988	Brown et al. ....	D2/314
D. 295,230	4/1988	Tong .....	D2/314
D. 295,458	5/1988	Selbiger .....	D2/314
D. 296,381	6/1988	Selbiger .....	D2/314
D. 297,181	8/1988	Selbiger et al. ....	D2/314
D. 297,587	9/1988	Selbiger et al. ....	D2/314
D. 297,882	10/1988	Tong et al. ....	D2/314
D. 299,081	12/1988	Greenberg .....	D2/314
D. 300,983	5/1989	Le .....	D2/314
D. 302,898	8/1989	Greenberg .....	D2/314
D. 305,577	1/1990	Feller et al. ....	D2/314

D. 307,663	5/1990	Boucher et al. ....	D2/314
4,577,419	3/1986	Chassaing .....	36/89
4,776,111	10/1988	Crowley .....	36/114

**OTHER PUBLICATIONS**

Nike Fall 1987 catalog—pp. 50, 52, 54.  
 Nike Fall 1988 catalog—pp. 60, 62, 64, 66.  
 Nike Spring 1989 catalog—pp. 62, 64, 66, 68.  
 Nike Fall 1989 catalog—pp. 54, 56, 58, 60.  
 Nike Spring 1990 catalog—pp. 56, 58, 60, 62, 64, 66.  
 Nike Fall 1990 catalog—pp. 56, 58, 60, 62, 64, 66.

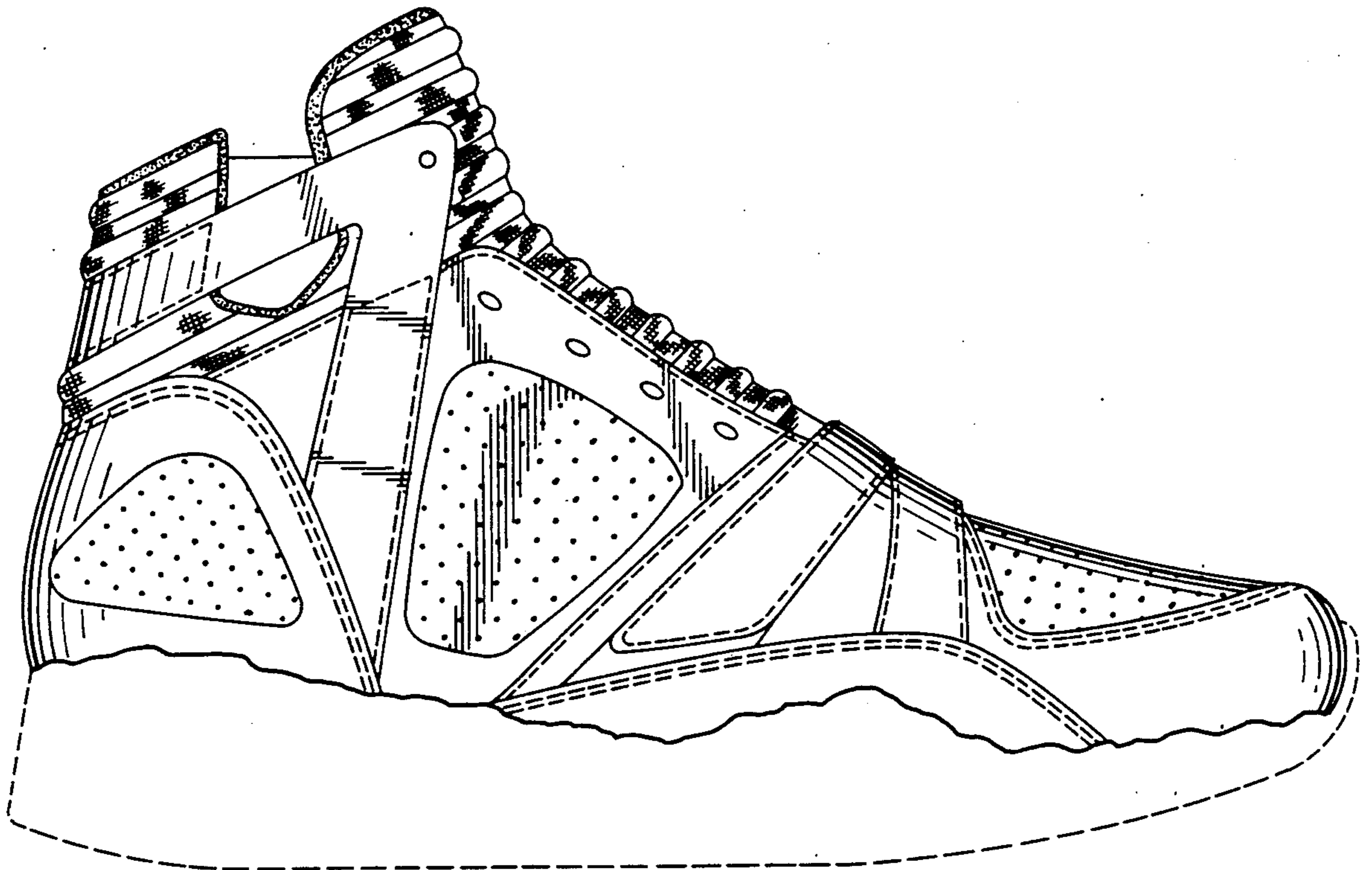
*Primary Examiner*—Louis S. Zarfes  
*Attorney, Agent, or Firm*—Banner, Birch, McKie & Beckett

[57] **CLAIM**

The ornamental design for a shoe upper, as shown and described.

**DESCRIPTION**

FIG. 1 is a side elevational view of one side of a shoe upper showing my new design;  
 FIG. 2 is a side elevational view of the other side of the shoe upper shown in FIG. 1;  
 FIG. 3 is a front elevational view of the shoe upper shown in FIG. 1;  
 FIG. 4 is a rear elevational view of the shoe upper shown in FIG. 1; and  
 FIG. 5 is a top plan view of the shoe upper shown in FIG. 1.  
 The broken line showing of a shoe sole, including the cupped vertical sides of the sole, is for illustrative purposes and forms no part of the claimed design.



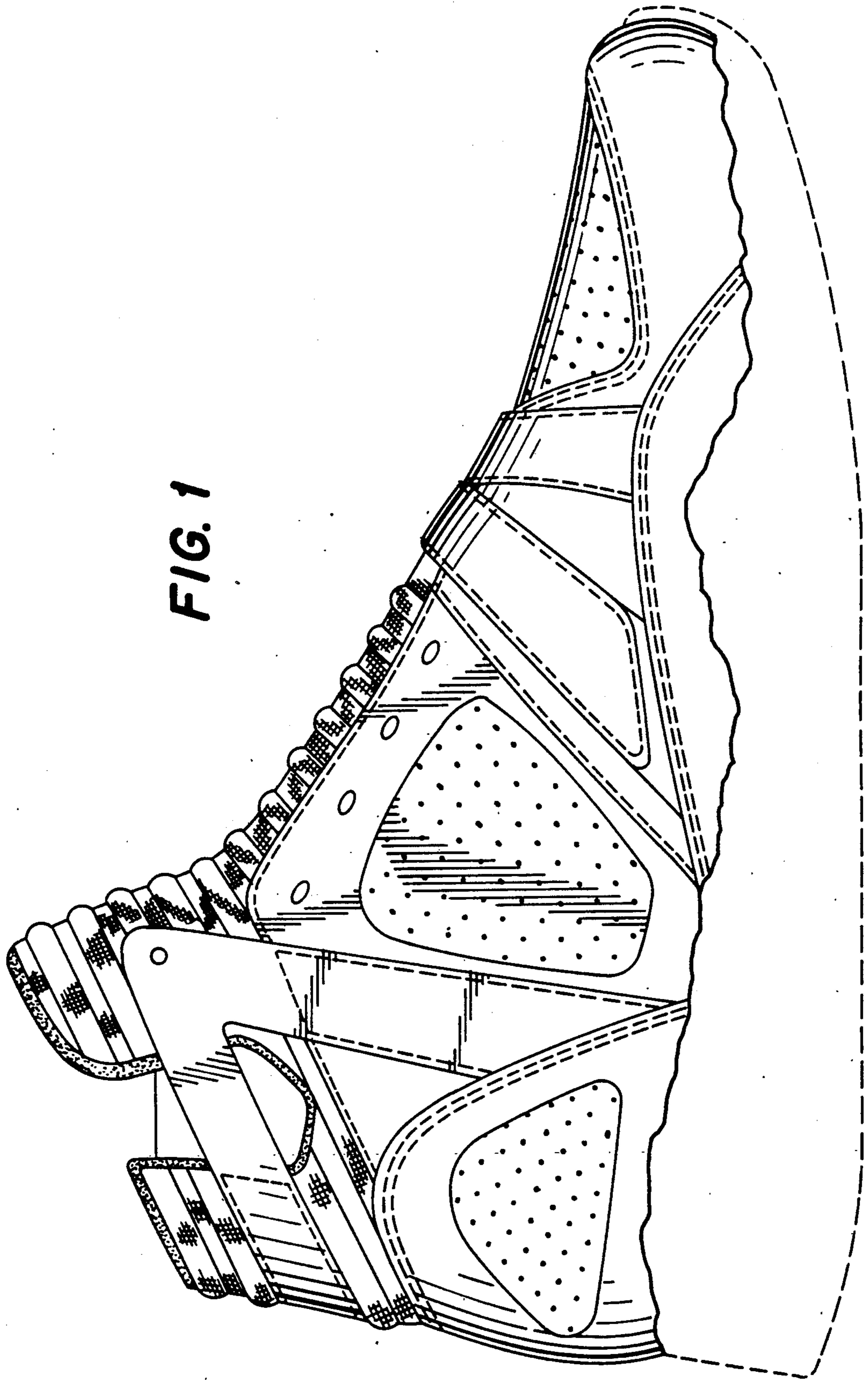


FIG. 1

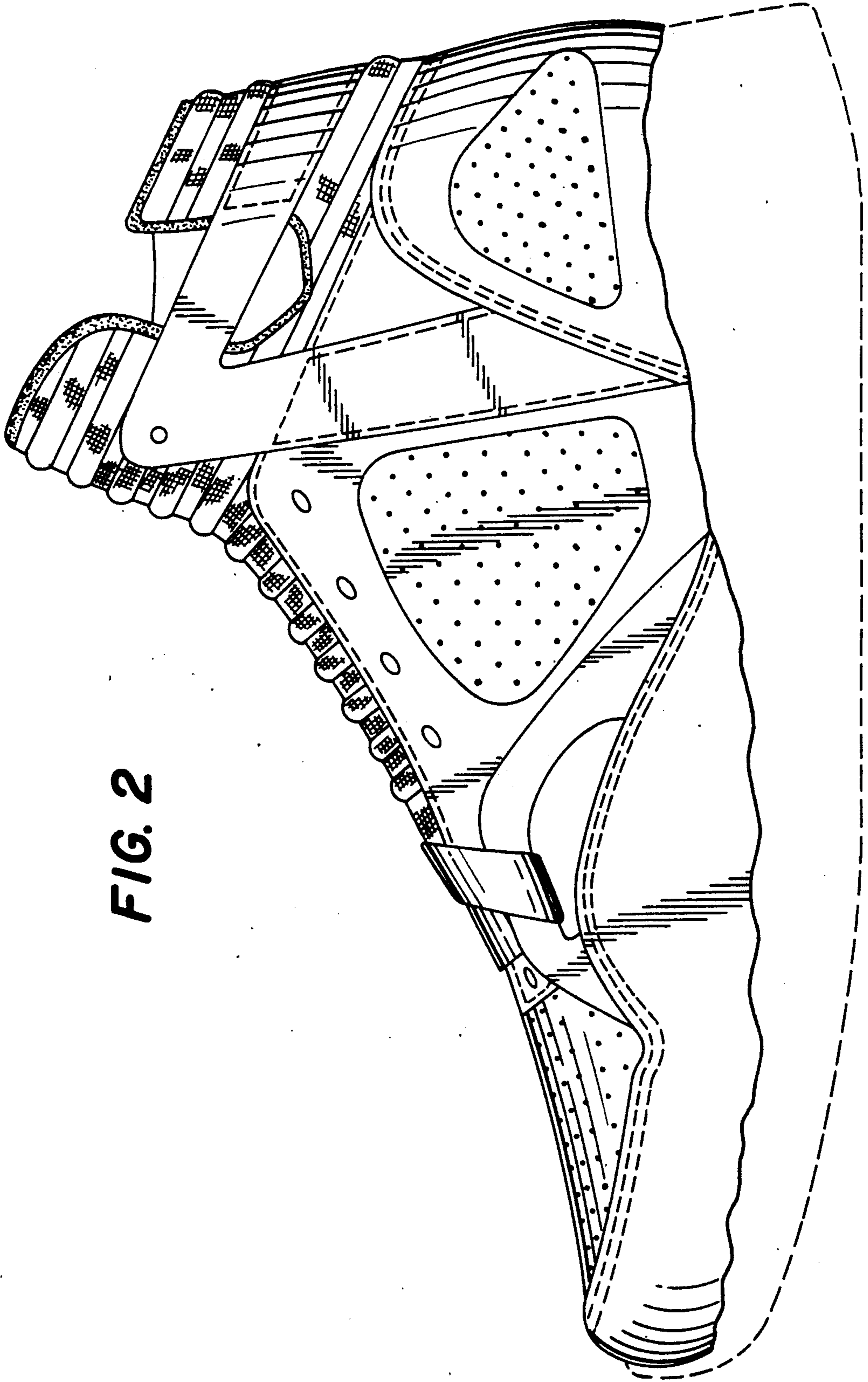
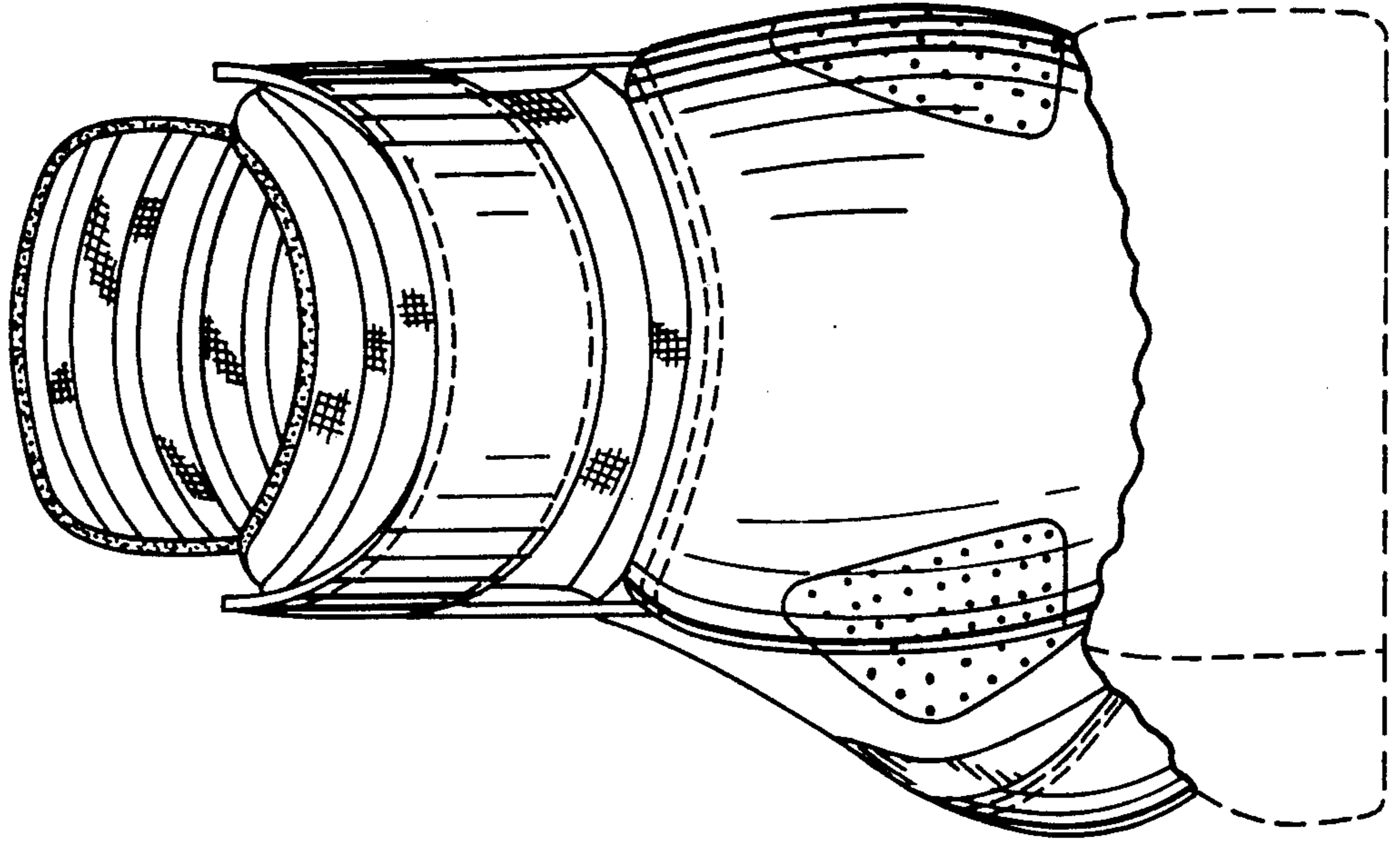


FIG. 2

**FIG. 4**



**FIG. 3**

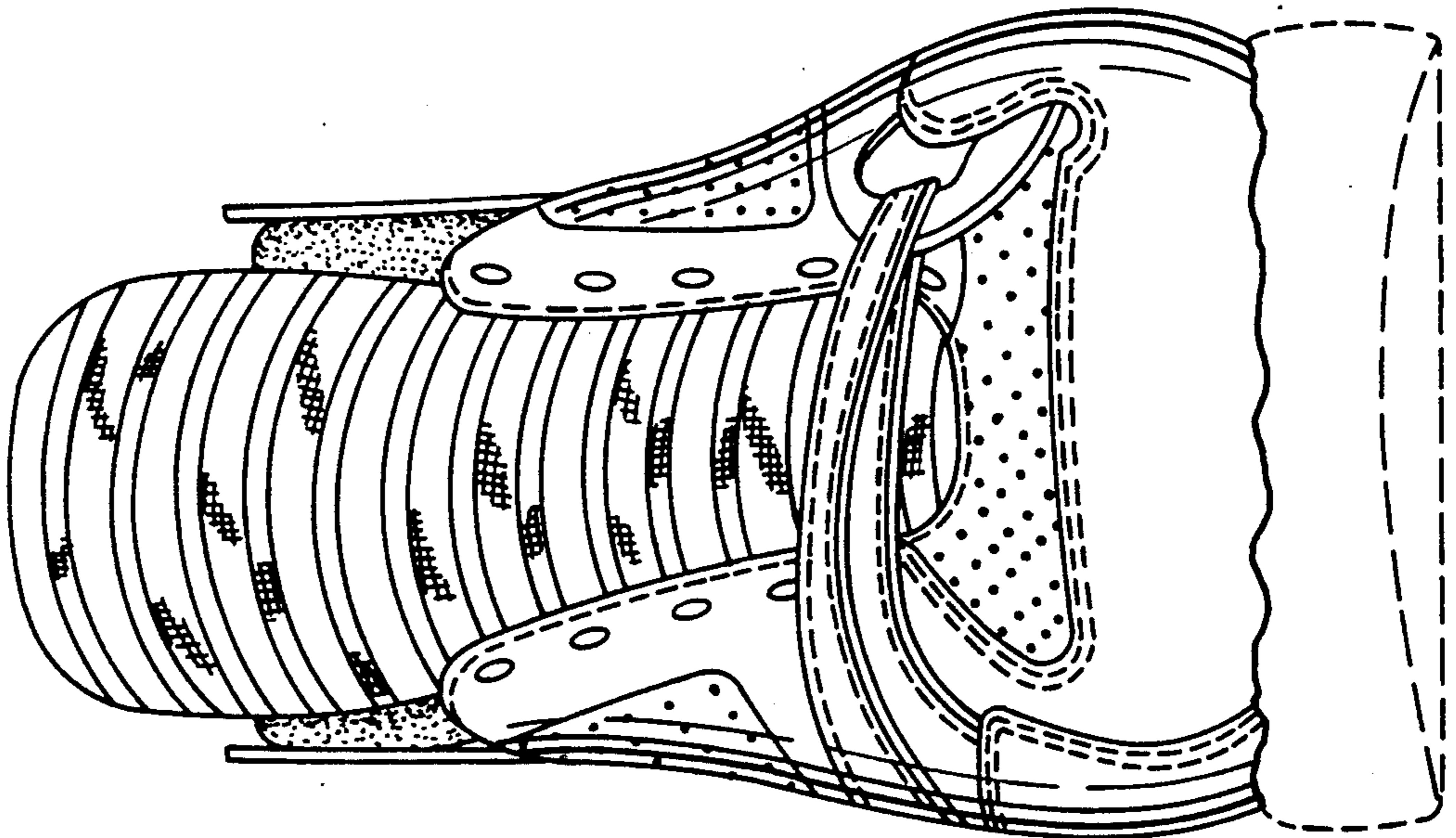


FIG. 5

