

[54] CUBIC ICE STRUCTURE

[75] Inventors: Sture C. Cederroth, New York, N.Y.;  
Bruce B. Zutler, Stamford, Conn.

[73] Assignee: Arctic Icewater, Inc., New York,  
N.Y.

[\*\*] Term: 14 Years

[21] Appl. No.: 255,149

[22] Filed: Oct. 7, 1988

[52] U.S. Cl. .... D1/100

[58] Field of Search ..... D1/100, 128, 127, 121,  
D1/126; 199; D15/90; D25/113, 118, 140;  
426/144, 76, 66, 515; 52/605, 299, 284

[56] References Cited

U.S. PATENT DOCUMENTS

D. 47,060	3/1915	Ward	.....	D1/121
D. 90,687	1/1933	Sherrill	.....	D1/121
D. 99,590	5/1936	Torongo	.....	D1/100
165,896	7/1875	Von Versen et al.	.....	52/605 X
D. 168,653	1/1953	Peters	.....	D1/199
D. 170,362	9/1953	Opler	.....	D1/121
725,364	4/1903	Puls	.....	D25/113 X
2,843,493	7/1958	Sharples	.....	426/575

3,358,379	12/1967	Coley	.....	426/144 X
4,215,104	7/1980	Ullman et al.	.....	426/76 X

FOREIGN PATENT DOCUMENTS

2039 12/1902 Canada .

OTHER PUBLICATIONS

*Baker's Review* 5, 1952, p. 13.

*Primary Examiner*—Wallace R. Burke

*Assistant Examiner*—D. Schmidt

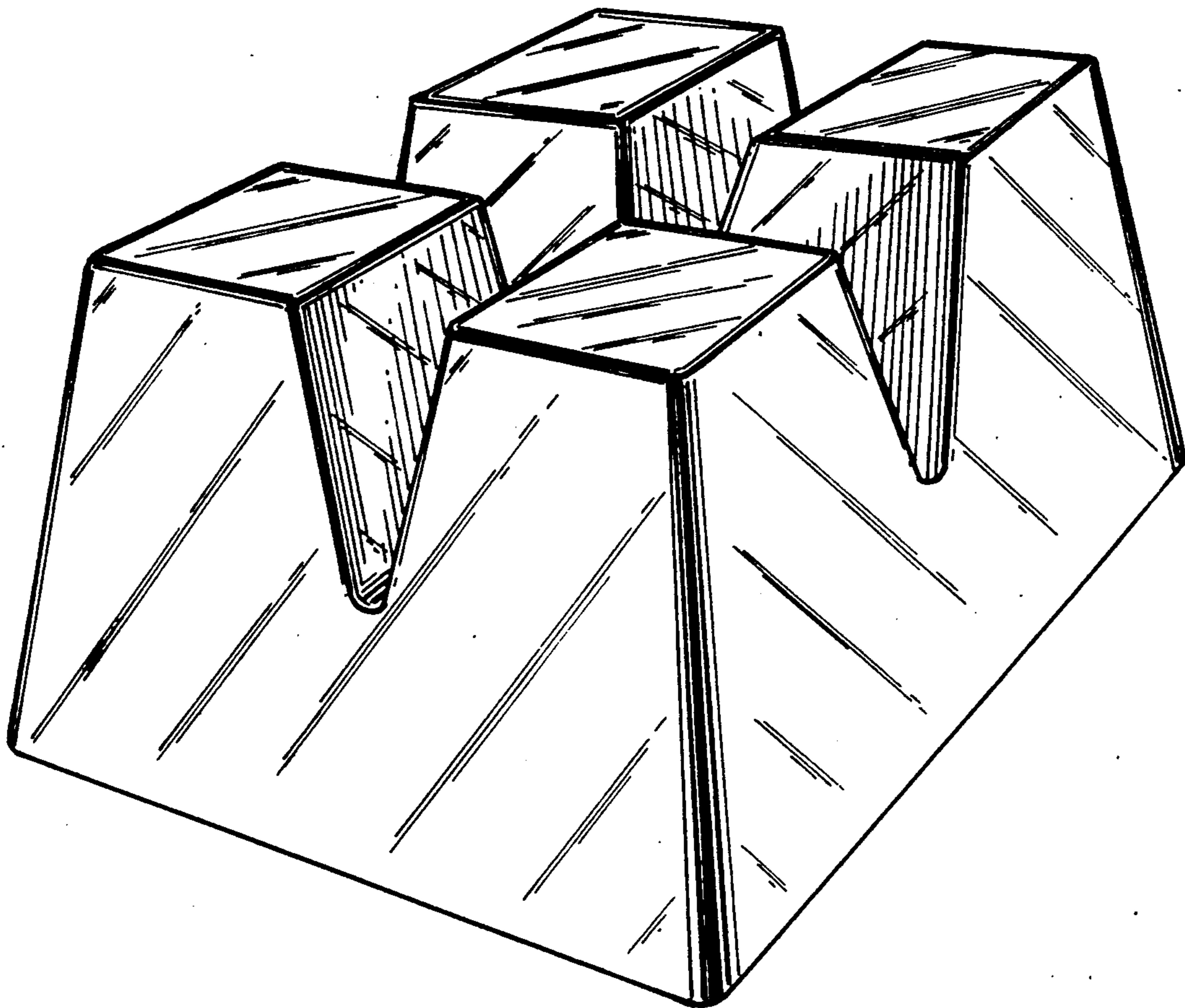
*Attorney, Agent, or Firm*—Grimes & Battersby


[57] CLAIM

The ornamental design for a cubic ice structure, as shown and described.

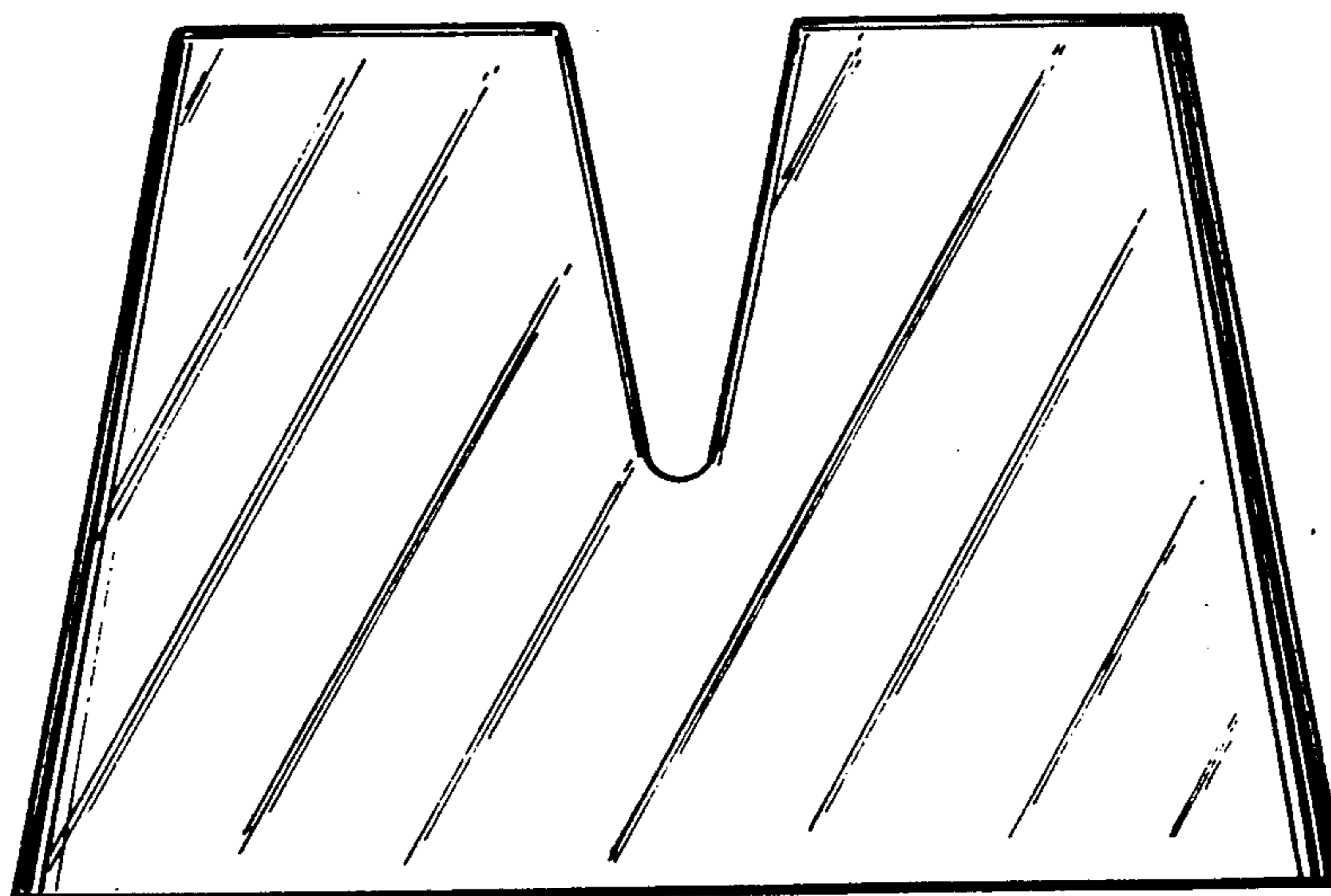
DESCRIPTION

FIG. 1 is a top perspective view of a cubic ice structure showing our new design; FIG. 2 is a front elevational view thereof, the undisclosed rear being a mirror image; FIG. 3 is a top plan view thereof; FIG. 4 is a side elevational view thereof, the undisclosed side being a mirror image; and FIG. 5 is a bottom plan view thereof.






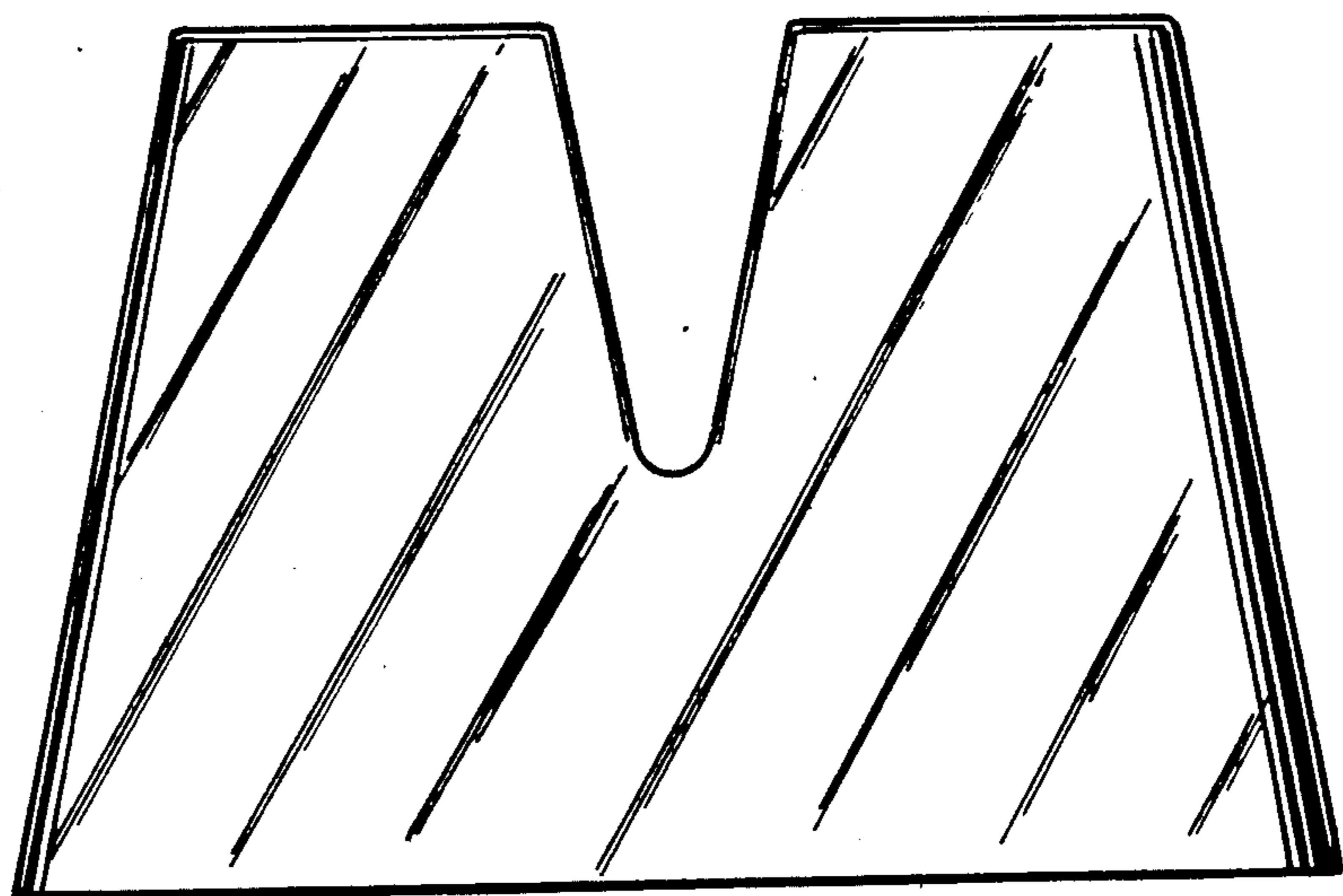
**Fig. 1**



**Fig. 2**



**Fig. 3**



**Fig. 4**

**Fig. 5**

