

[54] CHECK VALVE FOR A SYRINGE OR THE LIKE

[75] Inventor: Nyan S. Shah, Mentor, Ohio

[73] Assignee: JNN International, Mentor, Ohio

[**] Term: 14 Years

[21] Appl. No.: 248,024

[22] Filed: Sep. 23, 1988

[52] U.S. Cl. D24/130; D24/129

[58] Field of Search D24/53, 26, 59;
285/332, 376, 386; 604/241, 83, 242, 905, 403,
243-244, 411, 99; 137/535, 843, 903

[56] References Cited

U.S. PATENT DOCUMENTS

2,691,982	10/1954	Jones	D24/59	X
3,466,066	9/1969	Dawson	285/332	X
3,514,131	5/1970	McKinney	604/242	X
3,831,629	8/1974	Mackal et al.	137/525	
4,294,250	10/1981	Dennehey	604/905	X

4,369,781	1/1983	Gilson et al.	604/403	
4,452,473	6/1984	Ruschke	285/386	X
4,576,211	3/1986	Valentini et al.	604/905	X
4,607,868	8/1986	Harvey et al.	604/244	X
4,778,447	10/1988	Velde et al.	604/905	X

Primary Examiner—A. Hugo Word
Assistant Examiner—Doris V. Coles
Attorney, Agent, or Firm—Hill, Van Santen, Steadman & Simpson

[57] CLAIM

The ornamental design for a check valve for a syringe or the like, as shown and described.

DESCRIPTION

FIG. 1 is a side elevation view of a check valve for a syringe or the like, showing my design; the opposite side being a mirror image thereof;
FIG. 2 is a front elevational view, the rear being a mirror image thereof;
FIG. 3 is bottom plan view thereof; and
FIG. 4 is a top plan view thereof.

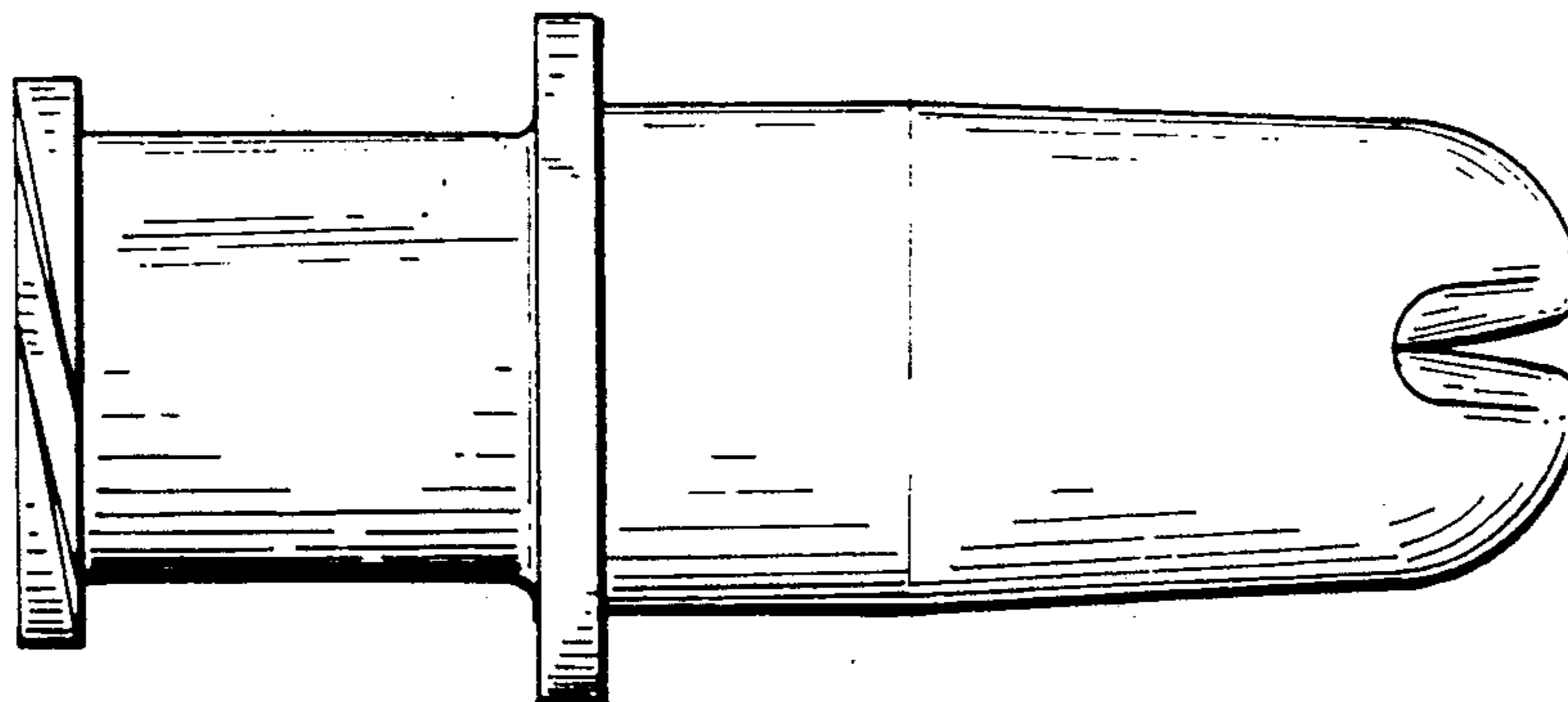


FIG. 1

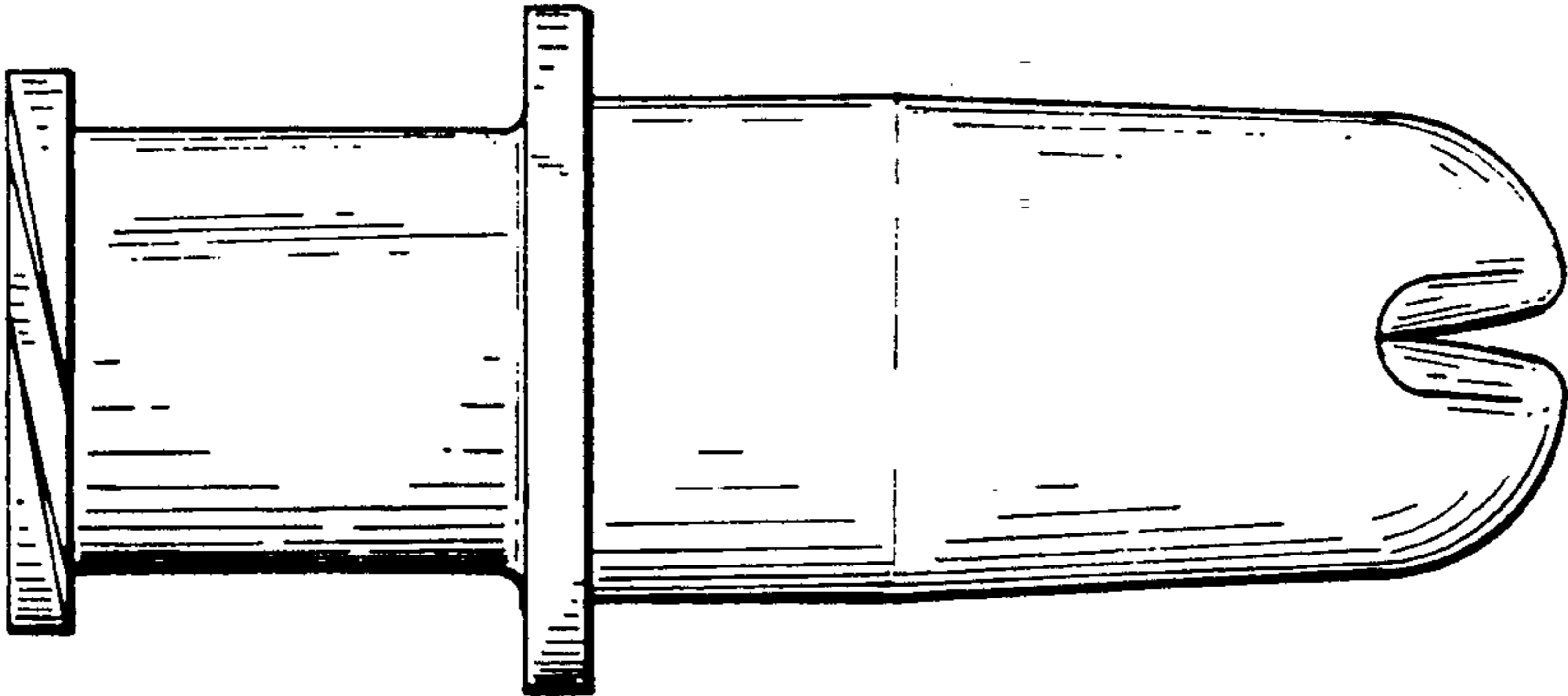


FIG. 2




FIG. 3




FIG. 4

