

United States Patent [19]
Short

[11] **Patent Number: Des. 320,448**
[45] **Date of Patent: ** Oct. 1, 1991**

[54] **MICROSCOPE SLIDE TRAY**
[75] **Inventor: J. Gordon Short, Holladay, Utah**
[73] **Assignee: Brevis Corporation, Salt Lake City, Utah**
[**] **Term: 14 Years**
[21] **Appl. No.: 251,870**
[22] **Filed: Oct. 3, 1988**
[52] **U.S. Cl. D24/225; D24/226**
[58] **Field of Search D24/31; 206/456, 45.34, 206/564, 215.31; 350/536, 534, 529; 356/244, 246; 435/310**

D. 294,970 3/1988 Marienfeld D24/31
3,756,393 9/1973 Markwitz et al. 206/456
4,819,804 4/1989 Levy 206/456

Primary Examiner—Stella Reid
Attorney, Agent, or Firm—M. Wayne Western

[57] **CLAIM**

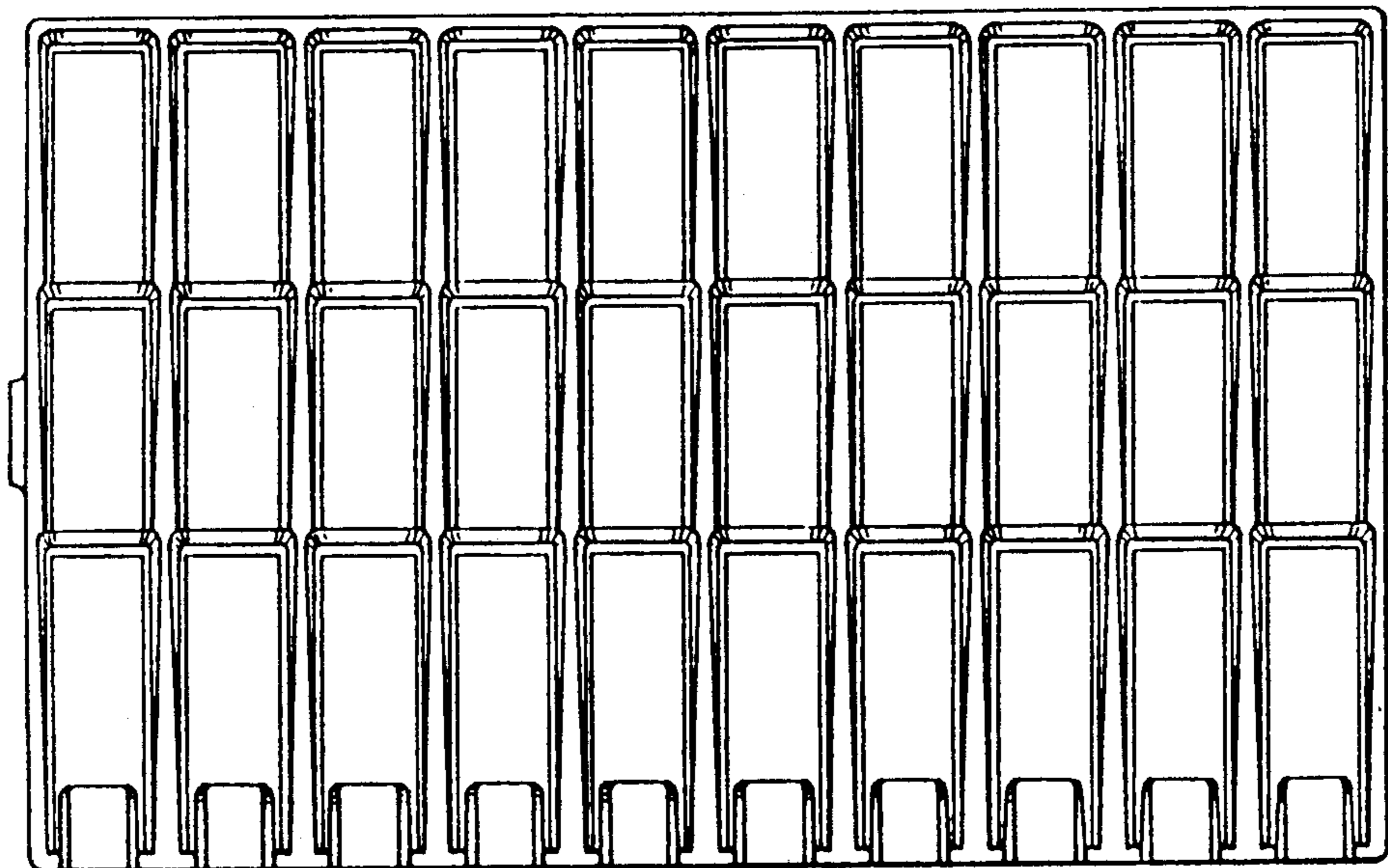
The ornamental design for a microscope slide tray, as shown and described.

DESCRIPTION

FIG. 1 is a top plan view of a microscope slide tray, showing my new design;
FIG. 2 is a front elevational view thereof;
FIG. 3 is a bottom plan view thereof;
FIG. 4 is a rear elevational view thereof; and
FIG. 5 is a right side elevational view thereof, the left side elevational view being identical.

[56] **References Cited**
U.S. PATENT DOCUMENTS

D. 263,076 2/1982 Sandel D24/29



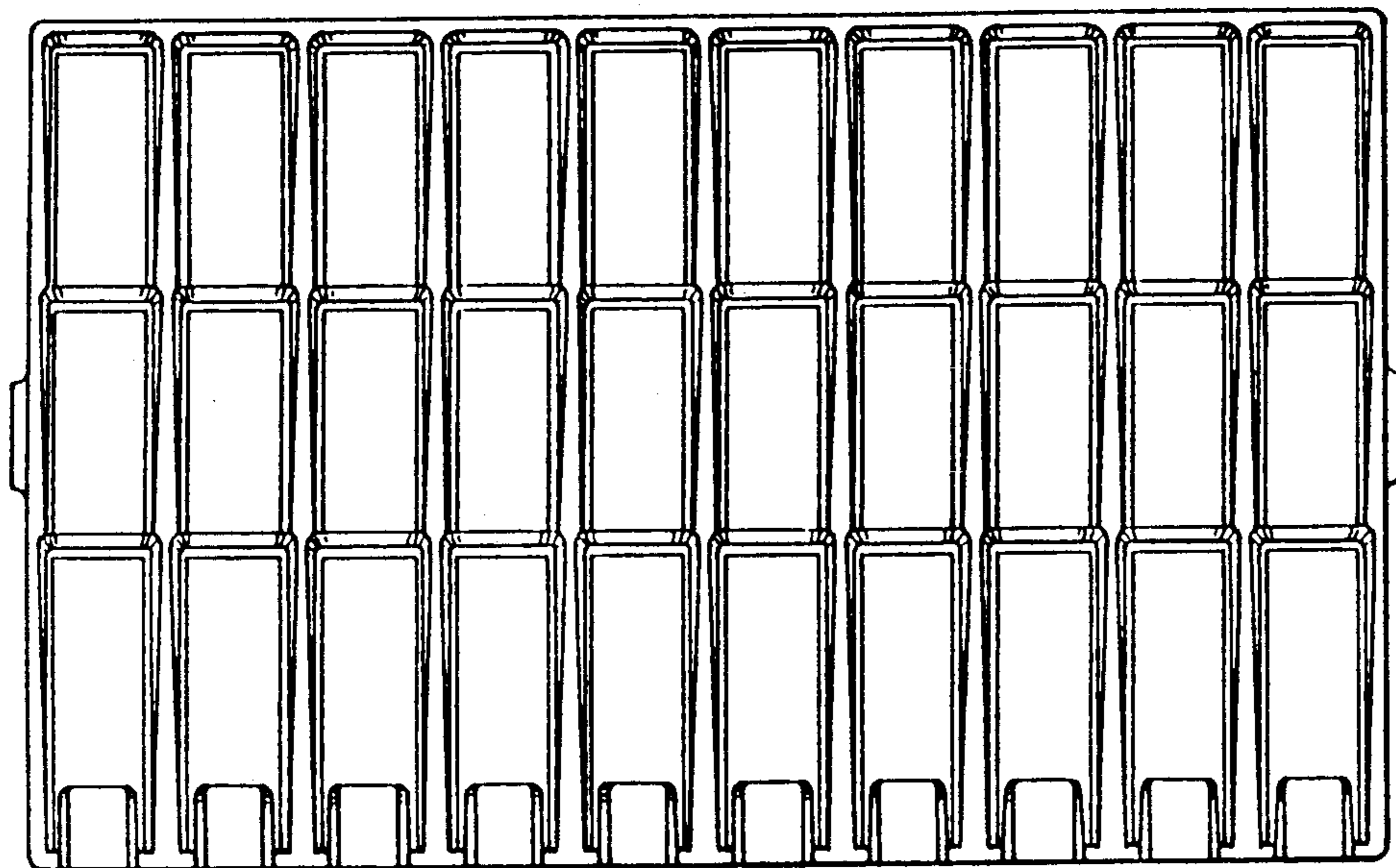


Fig. 1



Fig. 5



Fig. 2

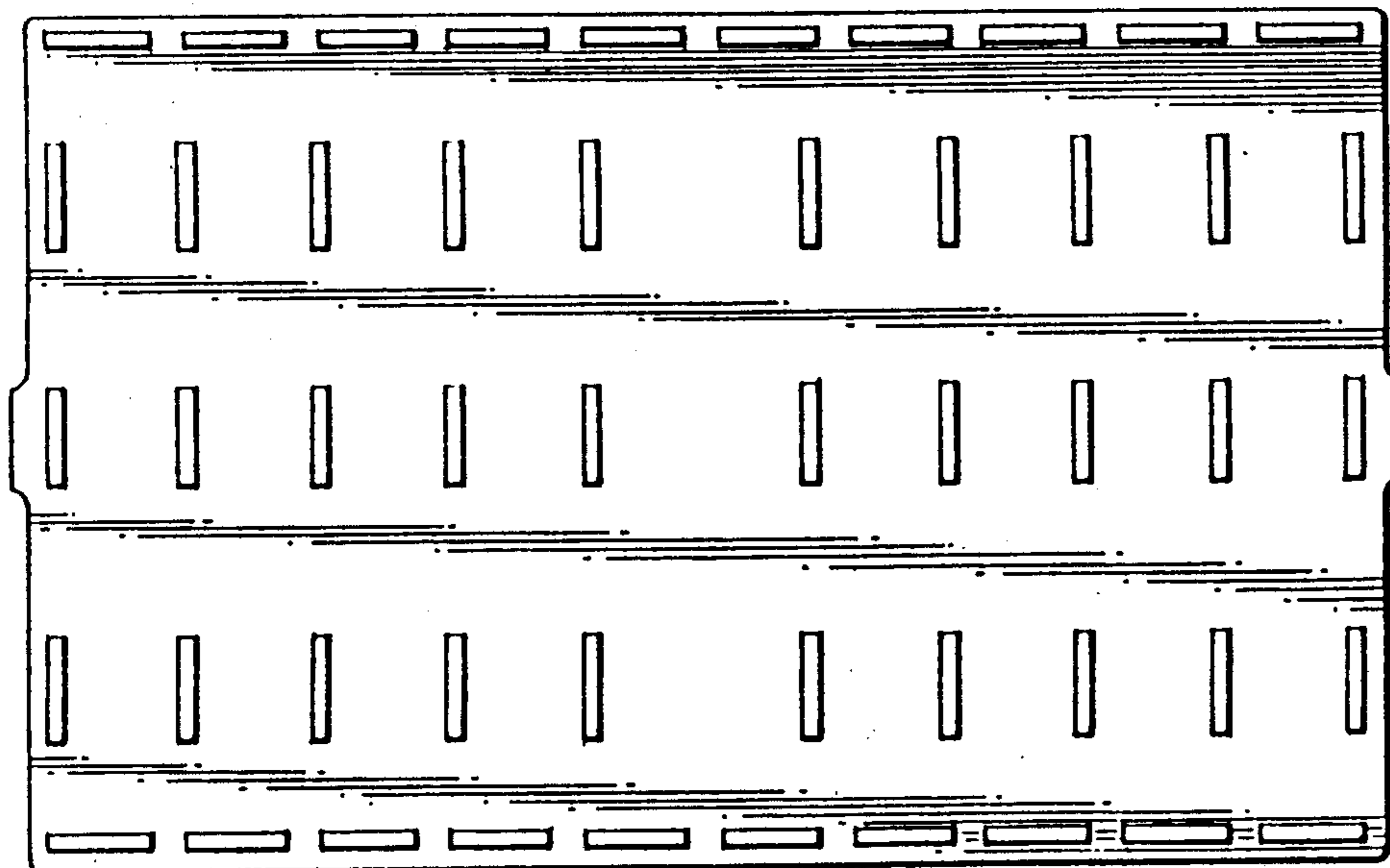


Fig. 3



Fig. 4